

PEERLESS CONCRETE PRODUCTS CO.

SINCE 1959

Index

Item	Page
Section A- Septic Products (Index)	A-1
500 Gallon Round Septic Tank.....	A-2
1000 Gallon Round Septic Tank.....	A-3
1000 Gallon Round Pump/Dosing Tank.....	A-4
1000 Gallon Rectangular Septic Tank.....	A-5
1000 Gallon Rectangular Septic Tank (2 Compartment).....	A-6
1000 Gallon Rectangular Pump Tank.....	A-7
1000 Gallon Round Septic Tank (Lo-Profile).....	A-8
1000 Gallon Rectangular Septic Tank (Lo-Profile).....	A-9
1250 Gallon Round Septic Tank.....	A-10
1250 Gallon Round Pump/Dosing Tank.....	A-11
1250 Gallon Rectangular Septic Tank.....	A-12
1250 Gallon Rectangular Septic Tank (2 Compartment).....	A-13
1250 Gallon Rectangular Pump Tank.....	A-14
1500 Gallon Round Septic Tank.....	A-15
1500 Gallon Round Pump/Dosing Tank.....	A-16
1500 Gallon Rectangular Septic Tank.....	A-17
1500 Gallon Rectangular Septic Tank (2 Compartment).....	A-18
1500 Gallon Rectangular Pump Tank.....	A-19
2000 Gallon Rectangular Septic Tank (2 Compartment).....	A-20
2000 Gallon Rectangular Septic Tank.....	A-21
500 Gallon Heavy Duty Round Septic Tank.....	A-22
1000 Gallon Heavy Duty Round Septic Tank.....	A-23
1000 Gallon Heavy Duty Round Pump Tank.....	A-24
500 Gallon Heavy Duty Rectangular Septic Tank.....	A-25
1000 Gallon Heavy Duty Rectangular Septic Tank.....	A-26
1000 Gallon Heavy Duty Rectangular Septic Tank (2 Compartment).....	A-26a
1250 Gallon Heavy Duty Rectangular Septic Tank.....	A-27
1250 Gallon Heavy Duty Rectangular Septic Tank (2 Compartment).....	A-28
1500 Gallon Heavy Duty Rectangular Septic Tank.....	A-29
1500 Gallon Heavy Duty Rectangular Septic Tank (2 Compartment).....	A-30
2000 Gallon Heavy Duty Rectangular Septic Tank.....	A-31
2000 Gallon Heavy Duty Rectangular Septic Tank (2 Compartment).....	A-32
3000 Gallon Heavy Duty Rectangular Septic Tank.....	A-33
3000 Gallon Heavy Duty Rectangular Septic Tank (2 Compartment).....	A-34
5000 Gallon Heavy Duty Rectangular Single/Dual Septic Tank.....	A-35
7000 Gallon Heavy Duty Rectangular Single/Dual Septic Tank.....	A-36
Distribution Box Guide.....	A-37
5 Outlet Small Distribution Box.....	A-38
5 Outlet Distribution Box.....	A-39
7 Outlet Distribution Box.....	A-40
8 Outlet Distribution Box.....	A-41
8 Outlet (Large) Distribution Box.....	A-42

PEERLESS CONCRETE PRODUCTS CO.

SINCE 1959

Index

Item	Page
Section A- Septic Products Continued	
13 Outlet Distribution Box.....	A-43
Light Duty Manhole Extension.....	A-44
Heavy Duty Manhole Extension.....	A-45
Heavy Duty 24" Manhole Extension.....	A-46
Heavy Duty 36" Manhole Extension.....	A-47
Hoot System – H-600A, 600 GPD Gravity.....	A-48
Hoot System – H-750_900, 750/900 GPD Gravity.....	A-49
Hoot System – H-1000_1200, 1000/1200 GPD Gravity.....	A-50
Ecoflow – EC7-500-C-PVD/GDV – 500 GPD.....	A-51
Ecoflow – EC7-750-C-P-DV – 750 GPD.....	A-52
Ecoflow – EC7-1200-C-G/P – 1200 GPD.....	A-53
 Section B- Seepage Pits (Index).....	
3' Seepage Pit.....	B-2
3' Seepage Pit with Residential Traffic Top.....	B-3
5' Seepage Pit.....	B-4
6' Seepage Pit.....	B-5
6' Seepage Pit with Residential Traffic Top.....	B-6
9' Seepage Pit.....	B-7
10' Seepage Pit.....	B-8
3'-8" Hi. X 7' Dia. Heavy Duty Seepage Pit.....	B-9
3' Hi. X 7' Dia. Heavy Duty Seepage Ring.....	B-10
4'-8" Hi. X 7' Dia. Heavy Duty Seepage Pit.....	B-11
4' X 7' Dia. Heavy Duty Seepage Ring.....	B-12
3'-6" Hi. X 8' Dia. Seepage Pit.....	B-13
3'-8" Hi. X 8' Dia. Heavy Duty Seepage Pit.....	B-14
3' Hi. X 8' Dia. Seepage Ring.....	B-15
4'-6" Hi. X 8' Dia. Seepage Pit.....	B-16
4'-8" Hi. X 8' Dia. Heavy Duty Seepage Pit.....	B-17
4' Hi. X 8' Dia. Seepage Ring.....	B-18
8' Diameter Light Duty Lid.....	B-19
8' Diameter Heavy Duty Lid.....	B-20
3'8" Hi. X 10' Dia. Seepage Pit.....	B-21
3' Hi. X 10' Dia. Seepage Ring.....	B-22
2' Hi. X 10' Dia. Seepage Ring.....	B-23
 Section C- Catch Basins (Index).....	
12" X 12" Catch Basin.....	C-2
18" X 18" Catch Basin.....	C-3
24" X 24" Catch Basin.....	C-4
30" X 30" Catch Basin.....	C-5
New Jersey Inlet Type "A"	C-6

PEERLESS CONCRETE PRODUCTS CO.
SINCE 1959

Index

Item	Page
<u>Section A-</u> Catch Basins Continued	
New Jersey Inlet Type "A" Knockout.....	C-7
New Jersey Inlet Type "B/E"	C-8
New Jersey Inlet Type "B/E" Knockout.....	C-9
Double "B/E" Inlet.....	C-10
New Jersey Inlet Type "C/D"	C-11
New Jersey Inlet Type "C/D" Knockout.....	C-12
4' X 4' Catch Basin with Lentil Top.....	C-13
4' X 6' Catch Basin with Lentil Top.....	C-14
5' X 5' Catch Basin with Top Slab.....	C-15
6' X 6' Catch Basin with Top Slab.....	C-16
54" X 60" Base Slab.....	C-17
72" X 72" Base Slab.....	C-18
<u>Section D-</u> Manholes (Index).....	
48" Diameter Storm Manhole.....	D-2
48" Diameter Sanitary Manhole.....	D-3
48" Diameter Drop Sanitary Manhole.....	D-4
Drop Manhole Riser.....	D-5
60" Diameter Manhole.....	D-6
60" Diameter Sanitary Manhole.....	D-7
72" Diameter Manhole.....	D-8
84" Diameter Manhole.....	D-9
4' X 4' Manhole with Top Slab.....	D-10
4' X 6' Manhole with Top Slab.....	D-11
5' X 5' Manhole with Top Slab.....	D-12
6' X 6' Manhole with Top Slab.....	D-13
4.5' x 5' Conversion Slab Catch Basin to Manhole.....	D-14
5' X 5' Conversion Slab Catch Basin to Manhole.....	D-15
<u>Section E-</u> Headwalls (Index).....	
12" RCP Wingwall (Stock).....	E-2
15" RCP Wingwall (Stock).....	E-3
18" RCP Wingwall (Stock).....	E-4
24" RCP Wingwall (Stock).....	E-5
30" RCP Wingwall.....	E-6
36" RCP Wingwall.....	E-7
48" RCP Wingwall.....	E-8
60" RCP Wingwall (3-Piece).....	E-9
Flat Headwall.....	E-10
Anti-Seep Collar.....	E-11

PEERLESS CONCRETE PRODUCTS CO.
SINCE 1959

Index

Item	Page
<u>Section F</u> - <i>Trench Drains (Index)</i>	F-1
Trench Drain 12" X 12" X 48"	F-2
Trench Drain 12" X 12" X 96"	F-3
Trench Drain 12" X 12" X 120"	F-4
Trench Drain 12" X 12" X 120" w/ Cast-In Grate & Rail.....	F-5
Trench Drain 18" X 18" X 96"	F-6
Trench Drain 24" X 24" X 96"	F-7
Trench Drain Sample Drawing.....	F-8
<u>Section G</u> - <i>Grease Traps/Oil Separators (Index)</i>	G-1
500 Gallon Heavy Duty Grease Trap/Oil Separator (2 Compartment).....	G-2
1000 Gallon Heavy Duty Grease Trap/Oil Separator (2 Compartment).....	G-3
1250 Gallon Heavy Duty Grease Trap/Oil Separator (2 Compartment).....	G-4
1500 Gallon Heavy Duty Grease Trap/Oil Separator (2 Compartment).....	G-5
2000 Gallon Heavy Duty Grease Trap/Oil Separator (2 Compartment).....	G-6
3000 Gallon Heavy Duty Grease Trap/Oil Separator (2 Compartment).....	G-7
<u>Section H</u> - <i>Miscellaneous (Index)</i>	H-1
Flared Outlet Structure Sample Drawing.....	H-2
Straight Winged Outlet Structure Sample Drawing.....	H-3
Outlet Control Structure with Weir Wall Sample Drawing.....	H-4
Water Meter Pit Sample Drawing.....	H-5
<u>Section I</u> - <i>Light Pole Base (Index)</i>	I-1
12" Dia. Light Pole Base.....	I-2
18" Dia. Light Pole Base.....	I-3
24" Dia. Light Pole Base.....	I-4
30" Dia. Light Pole Base.....	I-5
36" Dia. Light Pole Base.....	I-6

PEERLESS CONCRETE PRODUCTS CO.
SINCE 1959

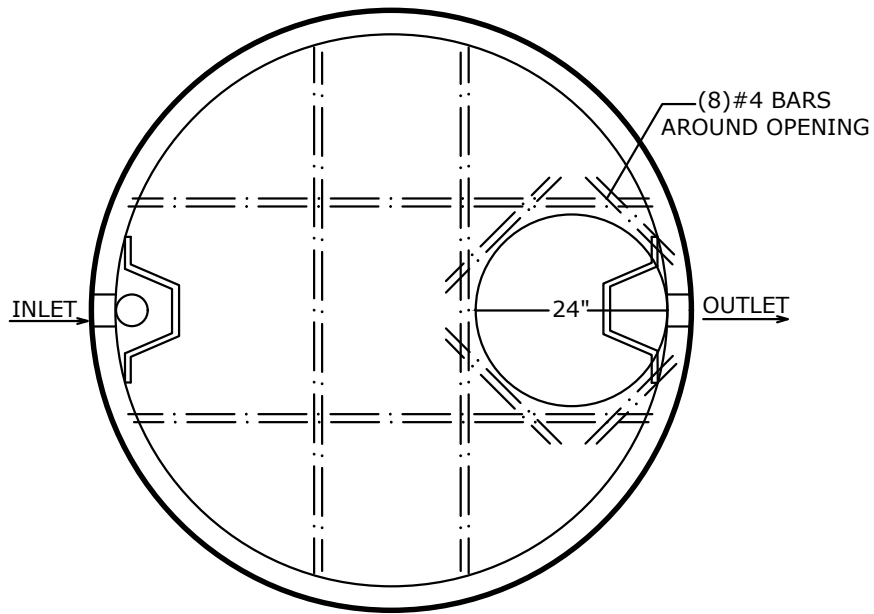
Index

Item	Page
Section A- Septic Products (Index)	A-1
500 Gallon Round Septic Tank.....	A-2
1000 Gallon Round Septic Tank.....	A-3
1000 Gallon Round Pump/Dosing Tank.....	A-4
1000 Gallon Rectangular Septic Tank.....	A-5
1000 Gallon Rectangular Septic Tank (2 Compartment).....	A-6
1000 Gallon Rectangular Pump Tank.....	A-7
1000 Gallon Round Septic Tank (Lo-Profile).....	A-8
1000 Gallon Rectangular Septic Tank (Lo-Profile).....	A-9
1250 Gallon Round Septic Tank.....	A-10
1250 Gallon Round Pump/Dosing Tank.....	A-11
1250 Gallon Rectangular Septic Tank.....	A-12
1250 Gallon Rectangular Septic Tank (2 Compartment).....	A-13
1250 Gallon Rectangular Pump Tank.....	A-14
1500 Gallon Round Septic Tank.....	A-15
1500 Gallon Round Pump/Dosing Tank.....	A-16
1500 Gallon Rectangular Septic Tank.....	A-17
1500 Gallon Rectangular Septic Tank (2 Compartment).....	A-18
1500 Gallon Rectangular Pump Tank.....	A-19
2000 Gallon Rectangular Septic Tank (2 Compartment).....	A-20
2000 Gallon Rectangular Septic Tank.....	A-21
500 Gallon Heavy Duty Round Septic Tank.....	A-22
1000 Gallon Heavy Duty Round Septic Tank.....	A-23
1000 Gallon Heavy Duty Round Pump Tank.....	A-24
500 Gallon Heavy Duty Rectangular Septic Tank.....	A-25
1000 Gallon Heavy Duty Rectangular Septic Tank.....	A-26
1000 Gallon Heavy Duty Rectangular Septic Tank (2 Compartment).....	A-26a
1250 Gallon Heavy Duty Rectangular Septic Tank.....	A-27
1250 Gallon Heavy Duty Rectangular Septic Tank (2 Compartment).....	A-28
1500 Gallon Heavy Duty Rectangular Septic Tank.....	A-29
1500 Gallon Heavy Duty Rectangular Septic Tank (2 Compartment).....	A-30
2000 Gallon Heavy Duty Rectangular Septic Tank.....	A-31
2000 Gallon Heavy Duty Rectangular Septic Tank (2 Compartment).....	A-32
3000 Gallon Heavy Duty Rectangular Septic Tank.....	A-33
3000 Gallon Heavy Duty Rectangular Septic Tank (2 Compartment).....	A-34
5000 Gallon Heavy Duty Rectangular Single/Dual Septic Tank.....	A-35
7000 Gallon Heavy Duty Rectangular Single/Dual Septic Tank.....	A-36
Distribution Box Guide.....	A-37
5 Outlet Small Distribution Box.....	A-38
5 Outlet Distribution Box.....	A-39
7 Outlet Distribution Box.....	A-40
8 Outlet Distribution Box.....	A-41
8 Outlet (Large) Distribution Box.....	A-42

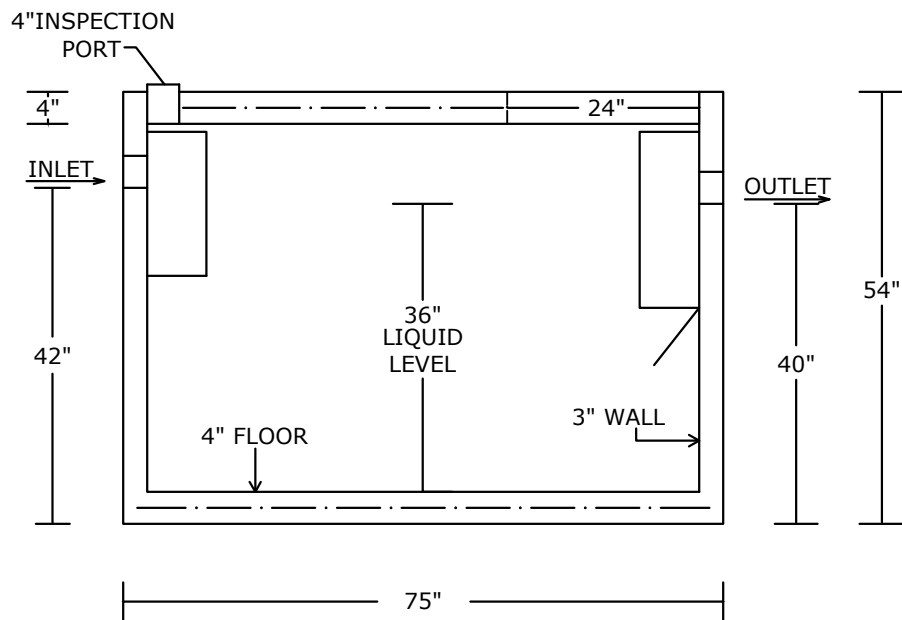
PEERLESS CONCRETE PRODUCTS CO.
SINCE 1959

Index

Item	Page
Section A- Septic Products Continued	
13 Outlet Distribution Box.....	A-43
Light Duty Manhole Extension.....	A-44
Heavy Duty Manhole Extension.....	A-45
Heavy Duty 24" Manhole Extension.....	A-46
Heavy Duty 36" Manhole Extension.....	A-47
Hoot System – H-600A, 600 GPD Gravity.....	A-48
Hoot System – H-750_900, 750/900 GPD Gravity.....	A-49
Hoot System – H-1000_1200, 1000/1200 GPD Gravity.....	A-50
Ecoflow – EC7-500-C-PVD/GDV – 500 GPD.....	A-51
Ecoflow – EC7-750-C-P-DV – 750 GPD.....	A-52
Ecoflow – EC7-1200-C-G/P – 1200 GPD.....	A-53



PLAN VIEW

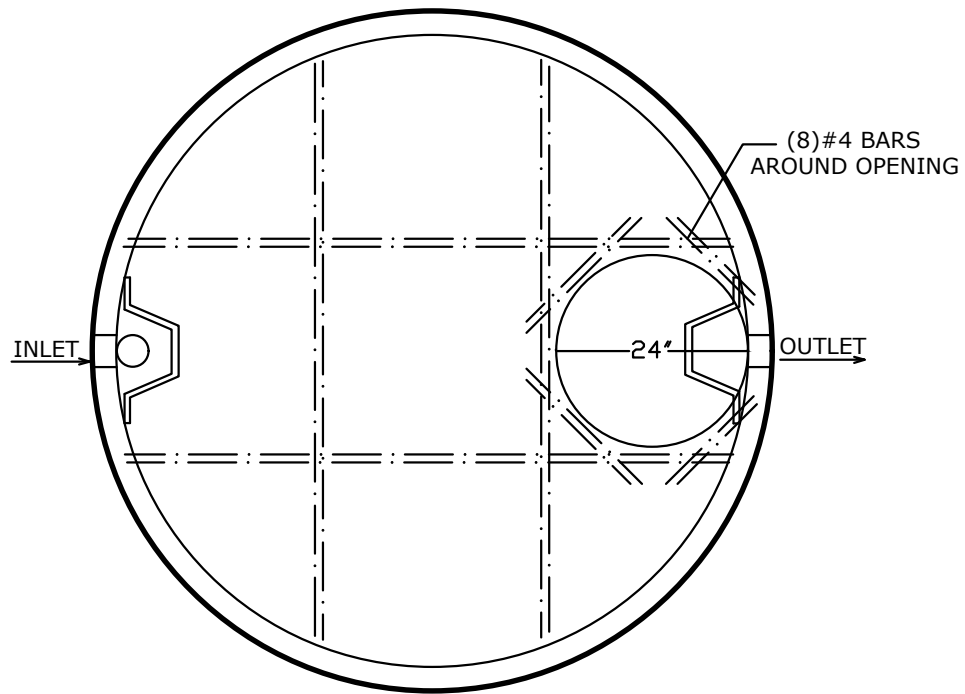


SECTION VIEW

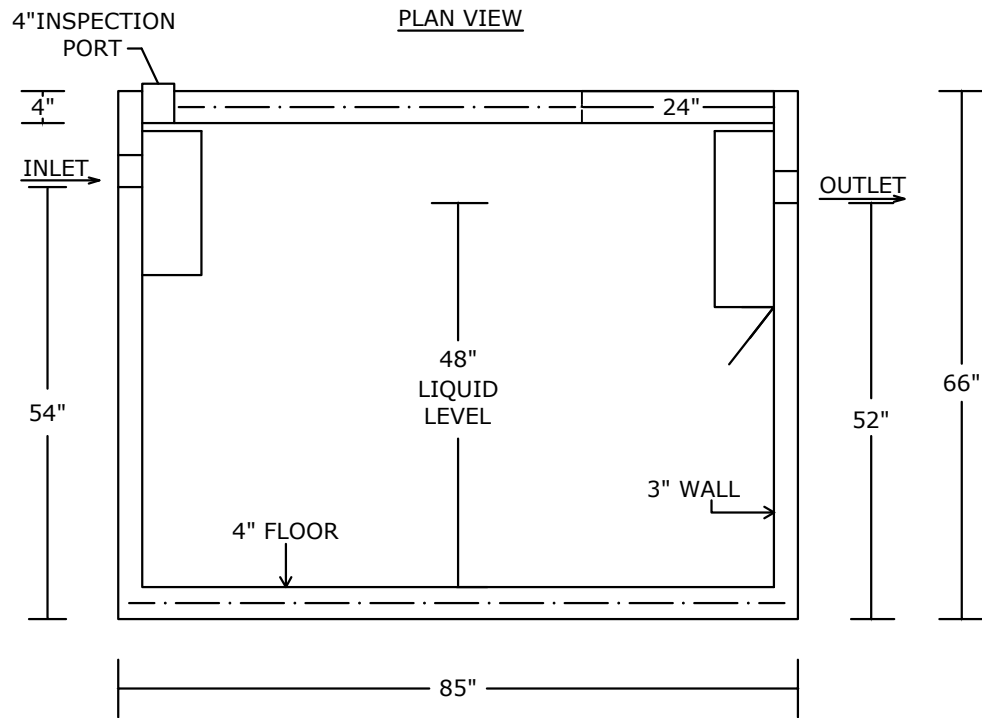
NOTES:

- NON-TRAFFIC RATED
- CONCRETE 5,000 PSI @ 28 DAYS
- FIBER REINFORCED WALLS AND BASE
- 6'-0" MAX. BACKFILL ON TOP OF TANK
- INTERIOR COATED 2 COATS OF APPROPRIATE SEALER
- PLASTIC BAFFLES, GAS DEFLECTOR- OUTLET
- OUTLET FILTER/SOLIDS RETAINER UPON REQUEST
- WEIGHT: 6,000 LBS.+/-

PEERLESS CONCRETE PRODUCTS CO.		246 Main Street Butler, NJ 07405 973.838.3060p	
<i>SINCE 1959</i>		www.peerlessconcrete.com	
sales@peerlessconcrete.com		www.peerlessconcrete.com	
500 GALLON ROUND SEPTIC TANK			
CUSTOMER:			
PROJECT:			
SCALE: N.T.S.	DATE: 1/2025	EST#:	A-2



PLAN VIEW

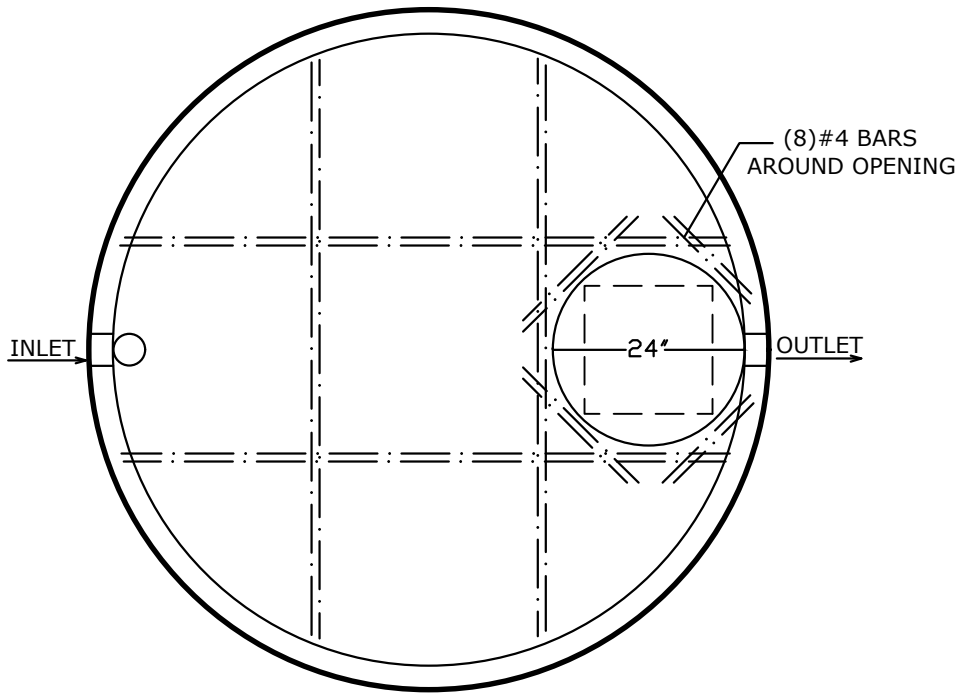


SECTION VIEW

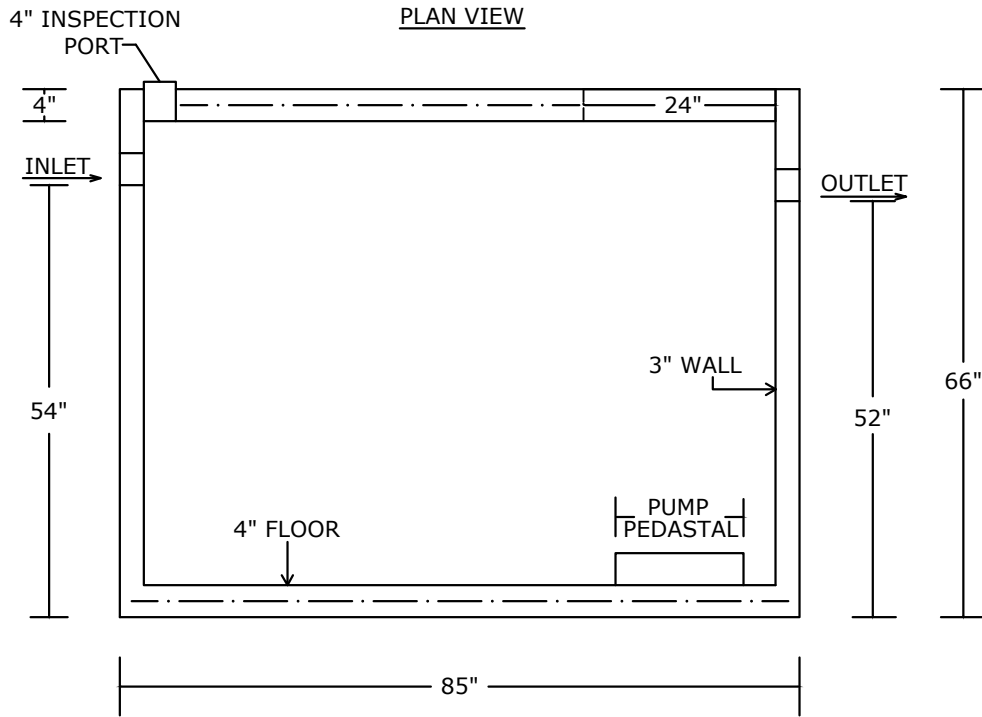
NOTES:

- NON-TRAFFIC RATED
- CONCRETE 5,000 PSI @ 28 DAYS
- FIBER REINFORCED WALLS AND BASE
- 6'-0" MAX. BACKFILL ON TOP OF TANK
- INTERIOR COATED 2 COATS OF APPROPRIATE SEALER
- PLASTIC BAFFLES, GAS DEFLECTOR- OUTLET
- OUTLET FILTER/SOLIDS RETAINER UPON REQUEST
- WEIGHT: 9,000 LBS.+/-

PEERLESS CONCRETE PRODUCTS CO. SINCE 1959		246 Main Street Butler, NJ 07405 973.838.3060p	
		sales@peerlessconcrete.com www.peerlessconcrete.com	
1000 GALLON ROUND SEPTIC TANK			
CUSTOMER:			
PROJECT:			
SCALE: N.T.S.	DATE: 1/2025	EST#:	A-3



PLAN VIEW



SECTION VIEW

NOTES:

- NON-TRAFFIC RATED
- CONCRETE 5,000 PSI @ 28 DAYS
- FIBER REINFORCED WALLS AND BASE
- 6'-0" MAX. BACKFILL ON TOP OF TANK
- INTERIOR COATED 2 COATS OF APPROPRIATE SEALER
- WEIGHT: 9,000 LBS. +/-

PEERLESS CONCRETE PRODUCTS CO.

SINCE 1959

sales@peerlessconcrete.com

246 Main Street
Butler, NJ 07405
973.838.3060p

www.peerlessconcrete.com

1000 GALLON ROUND PUMP/DOSING TANK

CUSTOMER:

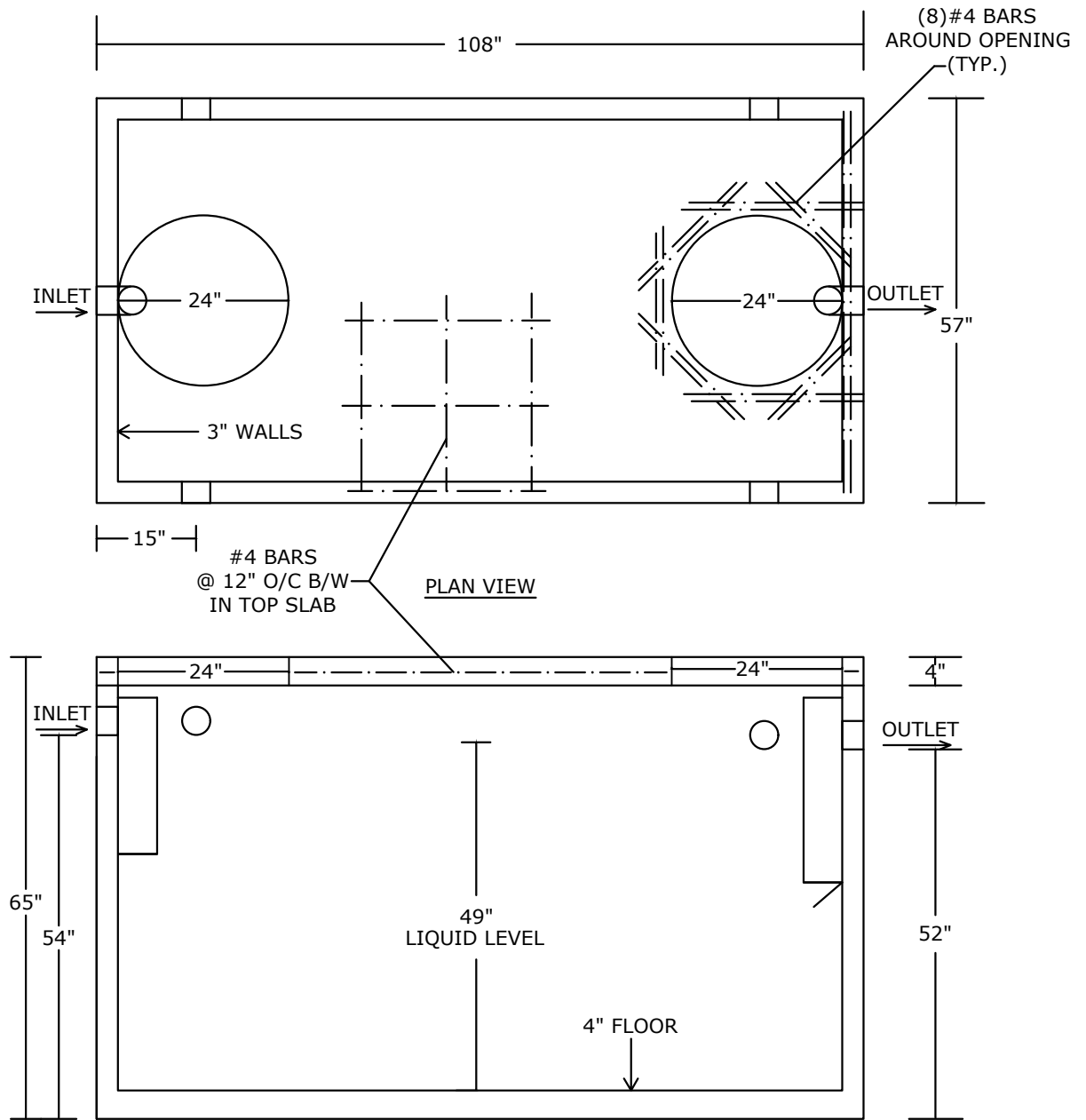
PROJECT:

SCALE: N.T.S.

DATE: 1/2025

EST#:

A-4

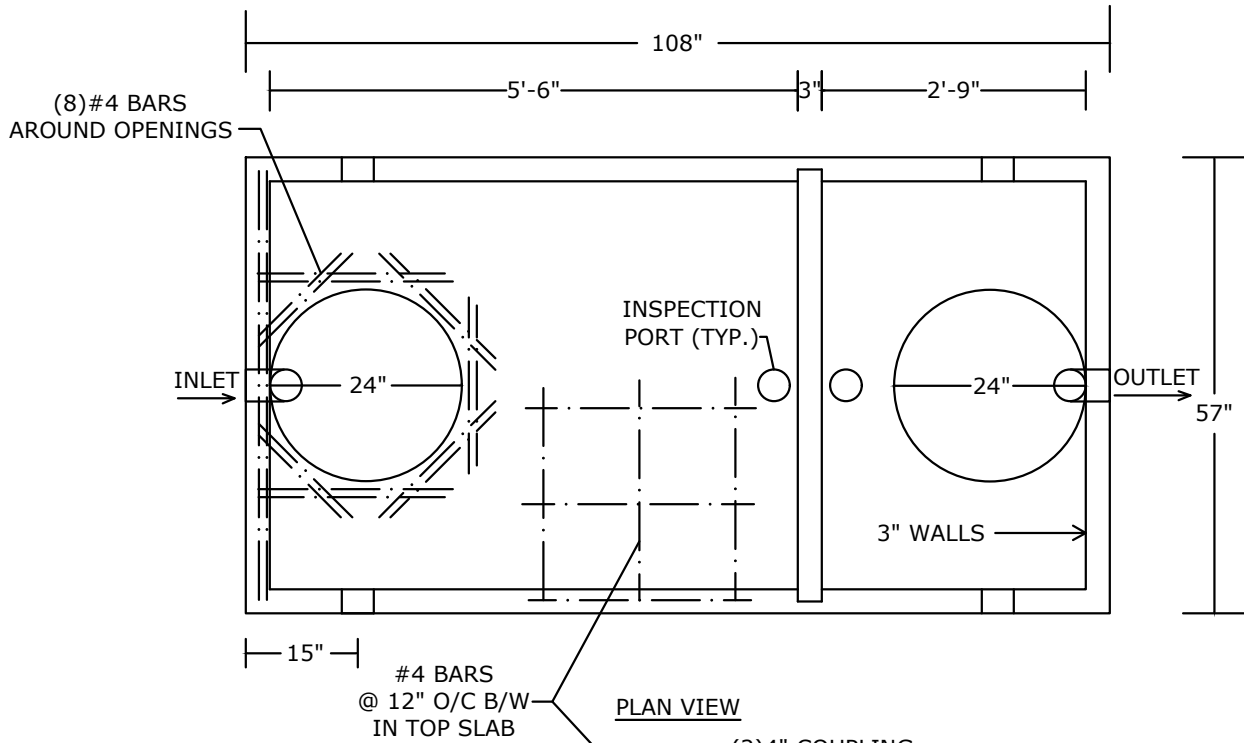


SECTION VIEW

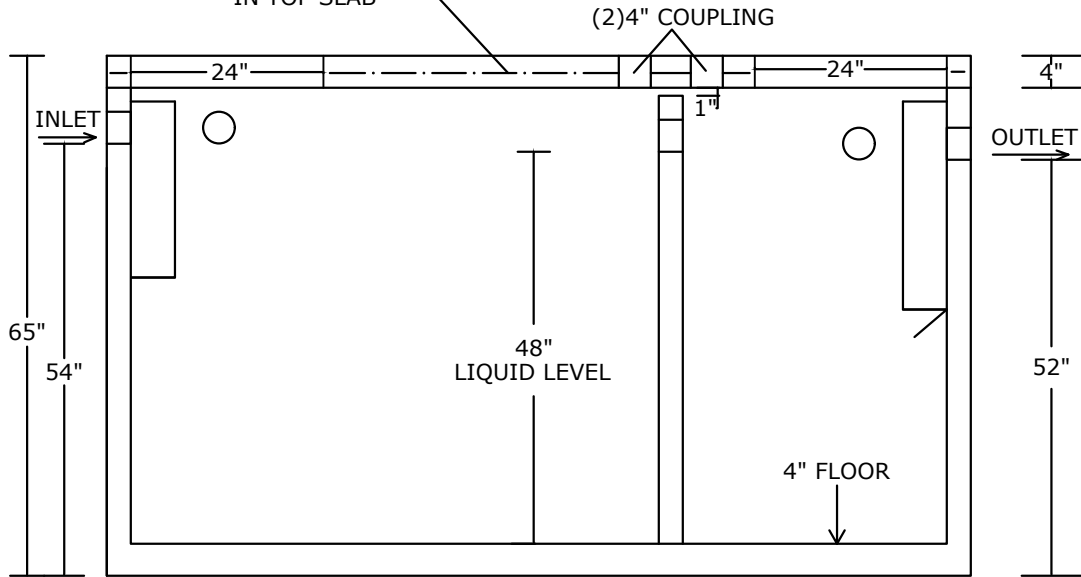
NOTES:

- NON-TRAFFIC RATED
- CONCRETE 5,000 PSI @ 28 DAYS
- FIBER REINFORCED WALLS AND BASE
- 4'-0" MAX. BACKFILL ON TOP OF TANK
- INTERIOR COATED 2 COATS OF APPROPRIATE SEALER
- PLASTIC BAFFLES, GAS DEFLECTOR-OUTLET
- OUTLET FILTER/SOLIDS RETAINER UPON REQUEST
- TOTAL WEIGHT: 9,250 LBS.+/-
- TOTAL WEIGHT OF TANK W/OUT LID: 7,100 LBS.+/-

PEERLESS CONCRETE PRODUCTS CO. SINCE 1959		246 Main Street Butler, NJ 07405 973.838.3060p	
		sales@peerlessconcrete.com www.peerlessconcrete.com	
1000 GALLON RECTANGULAR SEPTIC TANK			
CUSTOMER:			
PROJECT:			
SCALE: N.T.S.	DATE: 1/2025	EST#:	A-5



PLAN VIEW

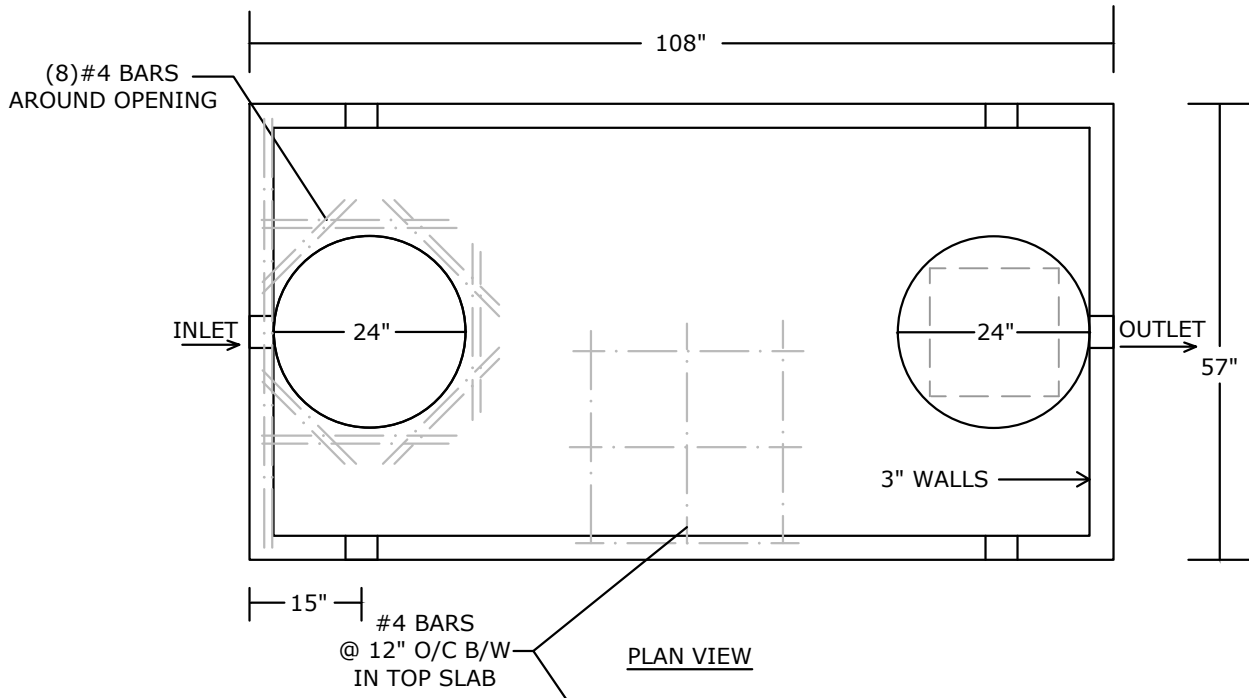


SECTION VIEW

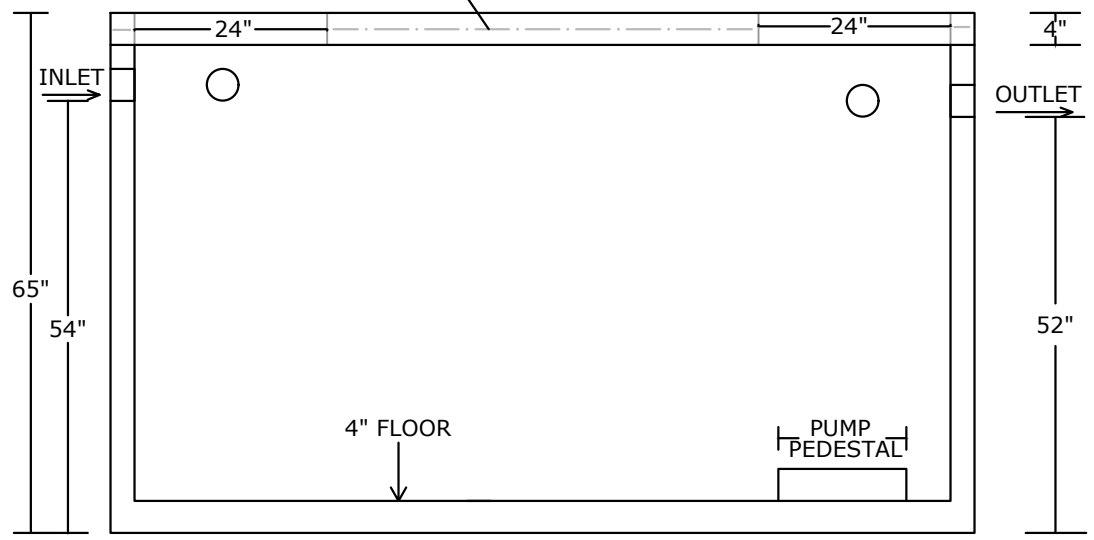
NOTES:

- NON-TRAFFIC RATED
- CONCRETE 5,000 PSI @ 28 DAYS
- FIBER REINFORCED WALLS AND BASE
- 4'-0" MAX. BACKFILL ON TOP OF TANK
- INTERIOR COATED 2 COATS OF APPROPRIATE SEALER
- PLASTIC BAFFLES, GAS DEFLECTOR- OUTLET
- OUTLET FILTER/SOLIDS RETAINER UPON REQUEST
- WEIGHT: 9,250 LBS.+/-
- TOTAL WEIGHT OF TANK W/OUT LID:7,100 LBS.+/-

PEERLESS CONCRETE PRODUCTS CO. SINCE 1959		246 Main Street Butler, NJ 07405 973.838.3060p	
		sales@peerlessconcrete.com www.peerlessconcrete.com	
1000 GALLON RECTANGULAR SEPTIC TANK (2 COMPARTMENT)			
CUSTOMER:			
PROJECT:			
SCALE: N.T.S.	DATE: 1/2025	EST#:	A-6



PLAN VIEW

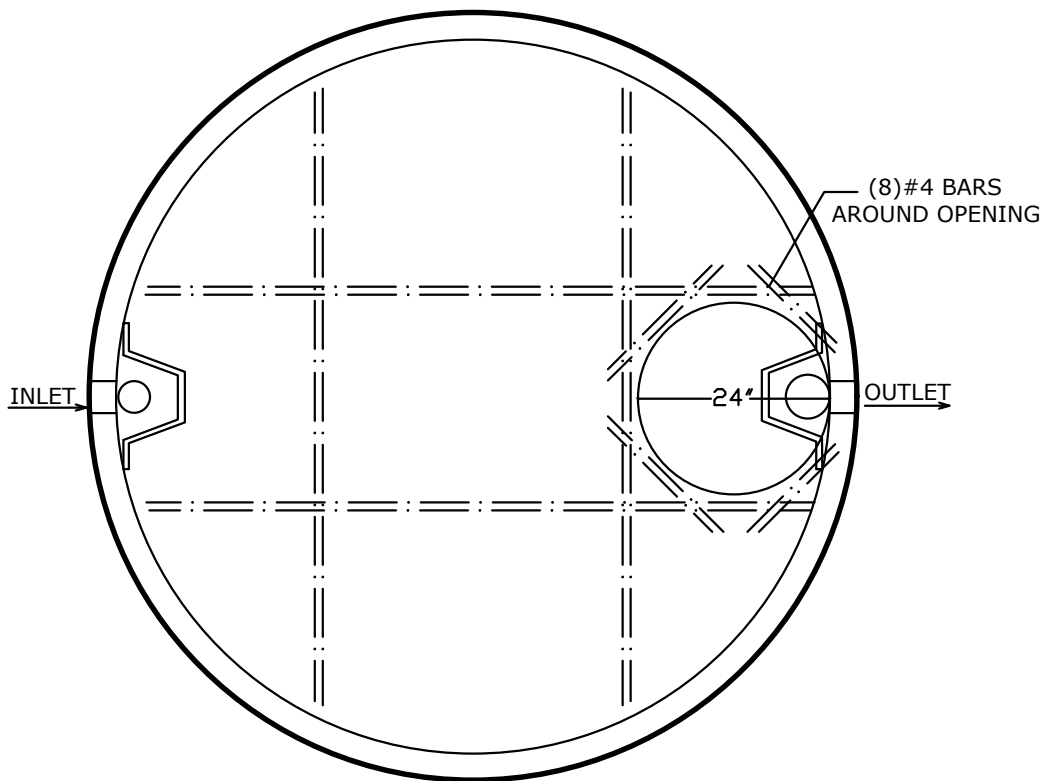


SECTION VIEW

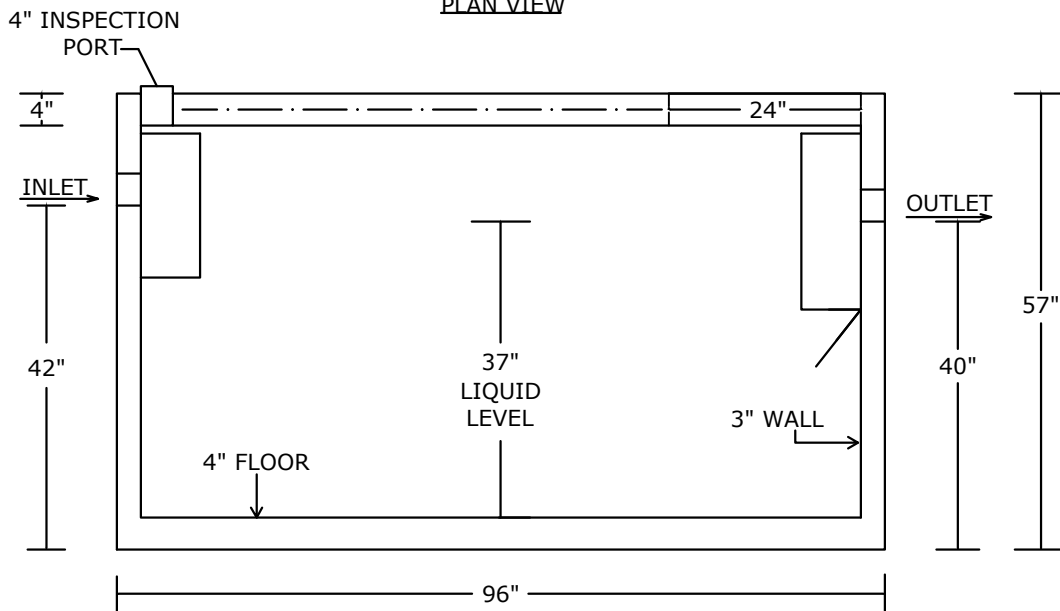
NOTES:

- NON-TRAFFIC RATED
- CONCRETE 5,000 PSI @ 28 DAYS
- FIBER REINFORCED WALLS AND BASE
- 4'-0" MAX. BACKFILL ON TOP OF TANK
- INTERIOR COATED 2 COATS OF APPROPRIATE SEALER
- WEIGHT: 9,250 LBS.+/-
- TOTAL WEIGHT OF TANK W/OUT LID:7,100 LBS.+/-

PEERLESS CONCRETE PRODUCTS CO. SINCE 1959		246 Main Street Butler, NJ 07405 973.838.3060p	
		sales@peerlessconcrete.com www.peerlessconcrete.com	
1000 GALLON RECTANGULAR PUMP TANK			
CUSTOMER:			
PROJECT:			
SCALE:N.T.S.	DATE: 1/2025	EST#:	A-7



PLAN VIEW



SECTION VIEW

NOTES:

- NON-TRAFFIC RATED
- CONCRETE 5,000 PSI @ 28 DAYS
- FIBER REINFORCED WALLS AND BASE
- 6'-0" MAX. BACKFILL ON TOP OF TANK
- INTERIOR COATED 2 COATS OF APPROPRIATE SEALER
- PLASTIC BAFFLES, GAS DEFLECTOR- OUTLET
- OUTLET FILTER/SOLIDS RETAINER UPON REQUEST
- WEIGHT: 9,000 LBS. +/-

PEERLESS CONCRETE PRODUCTS CO.

SINCE 1959

sales@peerlessconcrete.com

246 Main Street
Butler, NJ 07405
973.838.3060p

www.peerlessconcrete.com

1000 GALLON ROUND SEPTIC TANK (LO-PROFILE)

CUSTOMER:

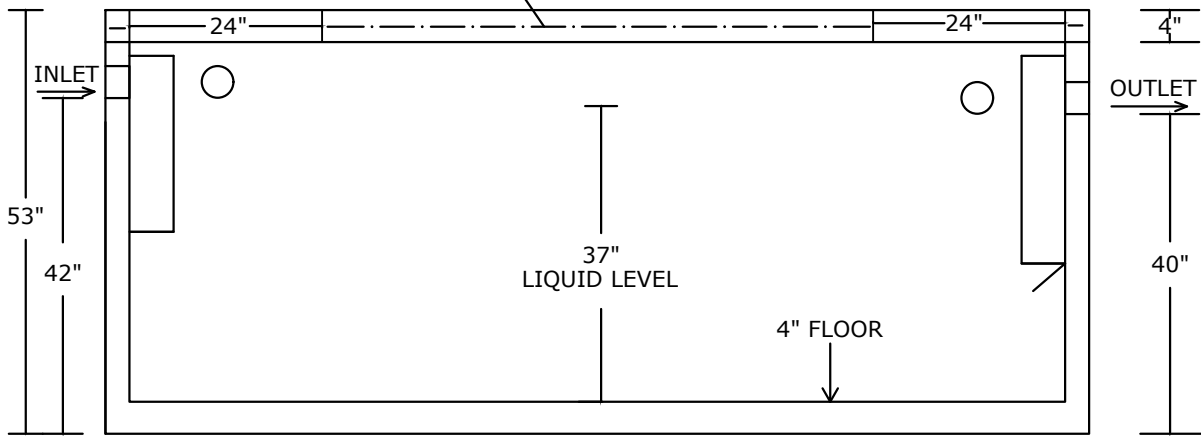
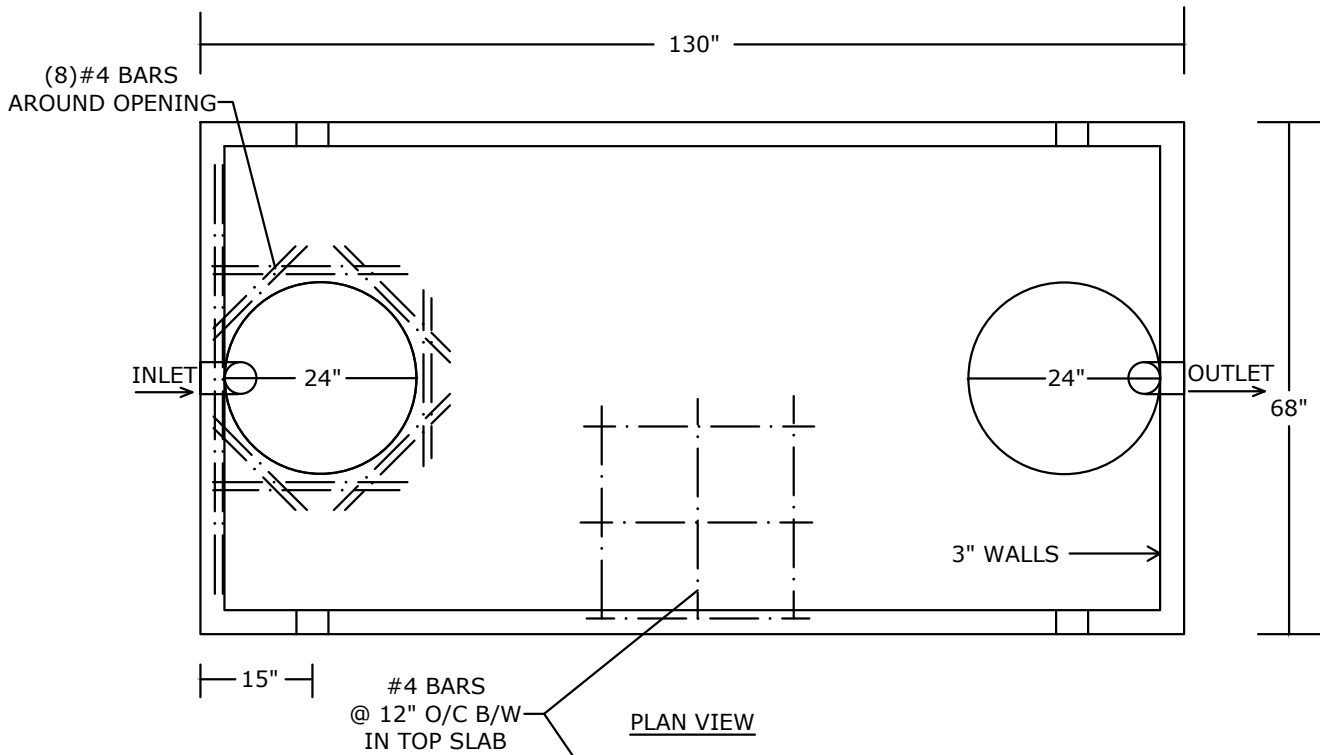
PROJECT:

SCALE: N.T.S.

DATE: 1/2025

EST#:

A-8

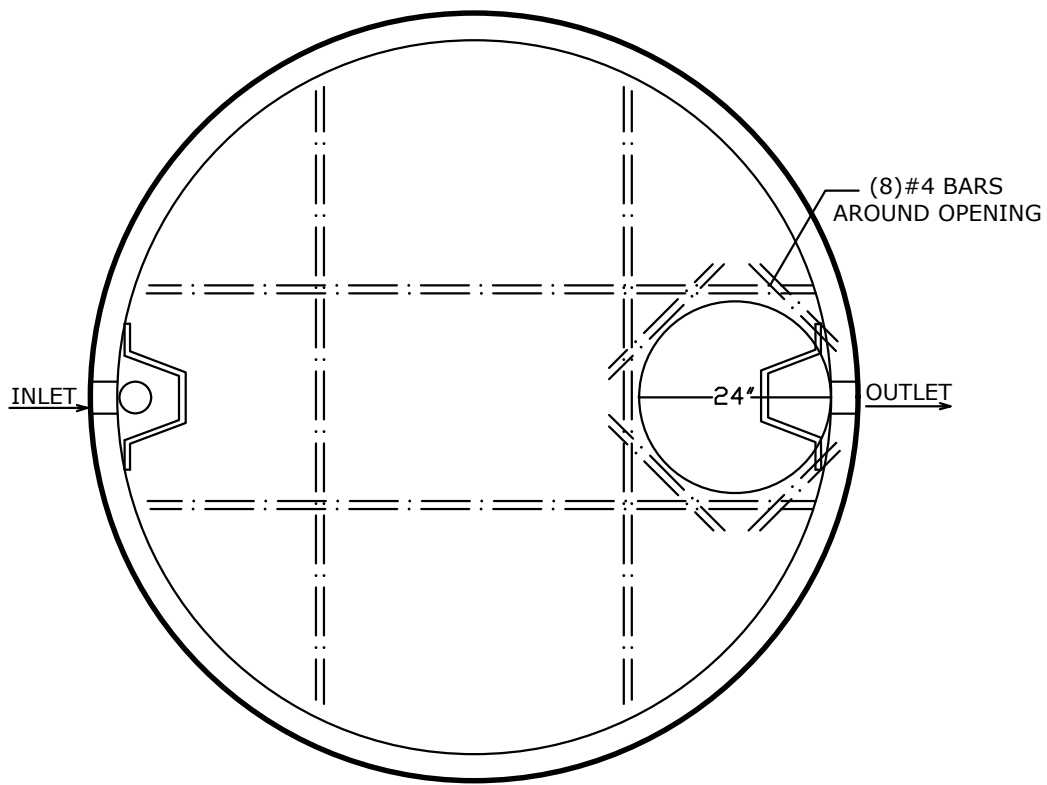


SECTION VIEW

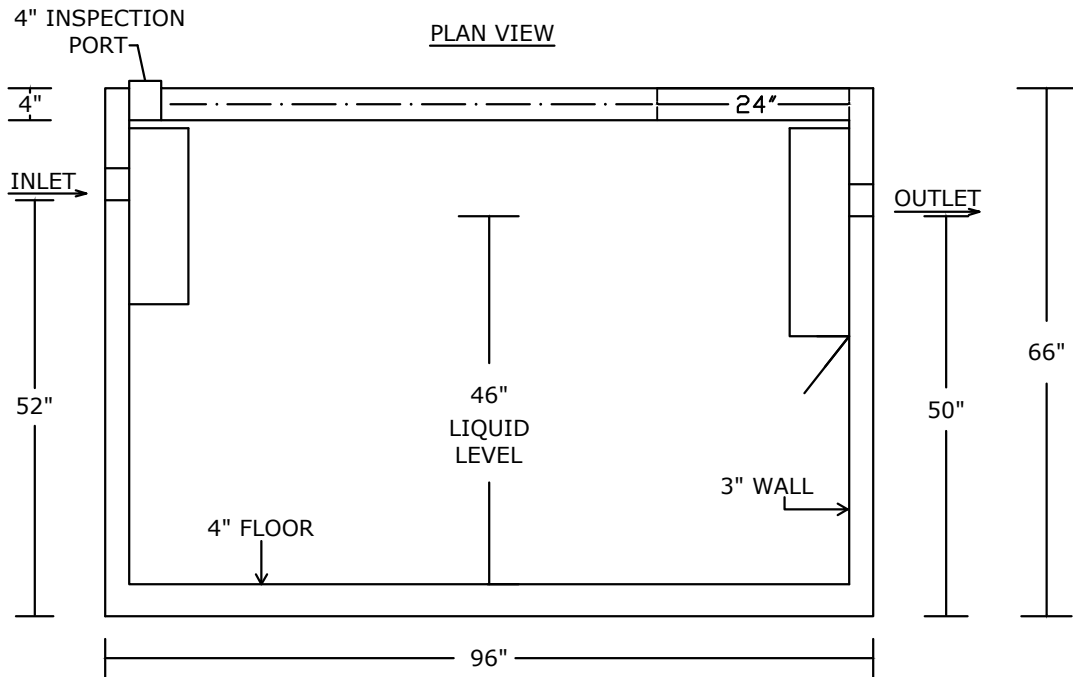
NOTES:

- NON-TRAFFIC RATED
- CONCRETE 5,000 PSI @ 28 DAYS
- FIBER REINFORCED WALLS AND BASE
- 4'-0" MAX. BACKFILL ON TOP OF TANK
- INTERIOR COATED 2 COATS OF APPROPRIATE SEALER
- PLASTIC BAFFLES, GAS DEFLECTOR- OUTLET
- OUTLET FILTER/SOLIDS RETAINER UPON REQUEST
- WEIGHT: 9,970 LBS.+/-
- TOTAL WEIGHT OF TANK W/OUT LID: 7,200 LBS.+/-

PEERLESS CONCRETE PRODUCTS CO. SINCE 1959		246 Main Street Butler, NJ 07405 973.838.3060p	
		sales@peerlessconcrete.com	
1000 GALLON RECTANGULAR SEPTIC TANK (LO-PROFILE)			
CUSTOMER:			
PROJECT:			
SCALE: N.T.S.	DATE: 1/2025	EST#:	A-9



PLAN VIEW



SECTION VIEW

NOTES:

- NON-TRAFFIC RATED
- CONCRETE 5,000 PSI @ 28 DAYS
- FIBER REINFORCED WALLS AND BASE
- 6'-0" MAX. BACKFILL ON TOP OF TANK
- INTERIOR COATED 2 COATS OF APPROPRIATE SEALER
- PLASTIC BAFFLES, GAS DEFLECTOR- OUTLET
- OUTLET FILTER/SOLIDS RETAINER UPON REQUEST
- WEIGHT: 10,000 LBS.+/-

PEERLESS CONCRETE PRODUCTS CO.

SINCE 1959

sales@peerlessconcrete.com

246 Main Street
Butler, NJ 07405
973.838.3060p

www.peerlessconcrete.com

1250 GALLON ROUND SEPTIC TANK

CUSTOMER:

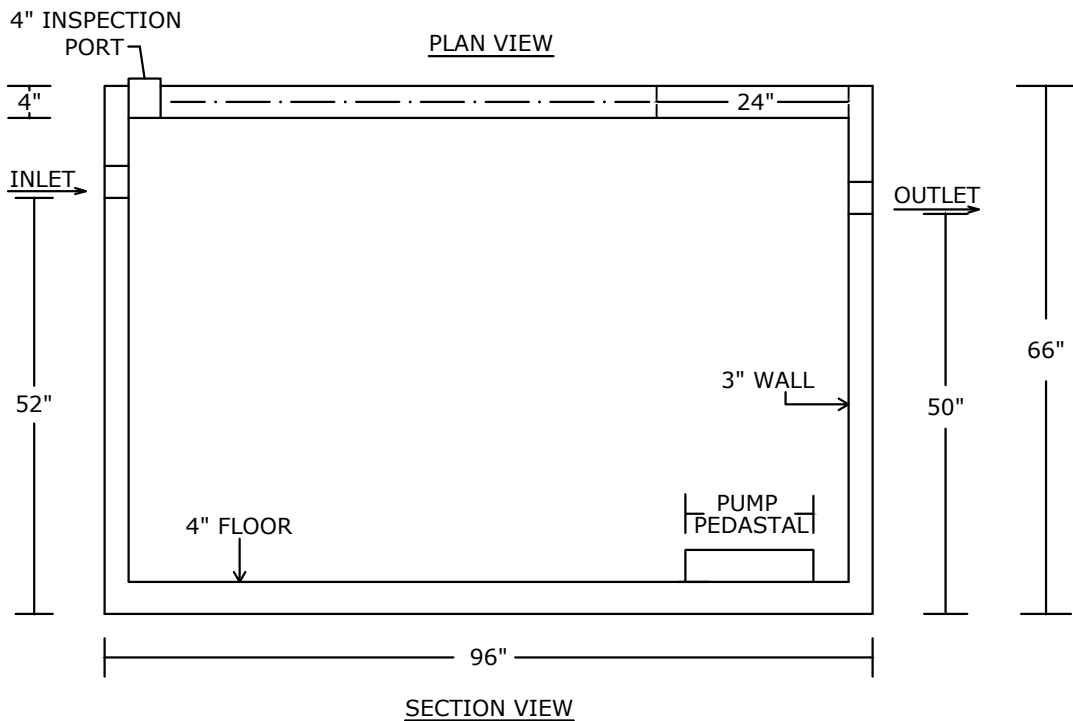
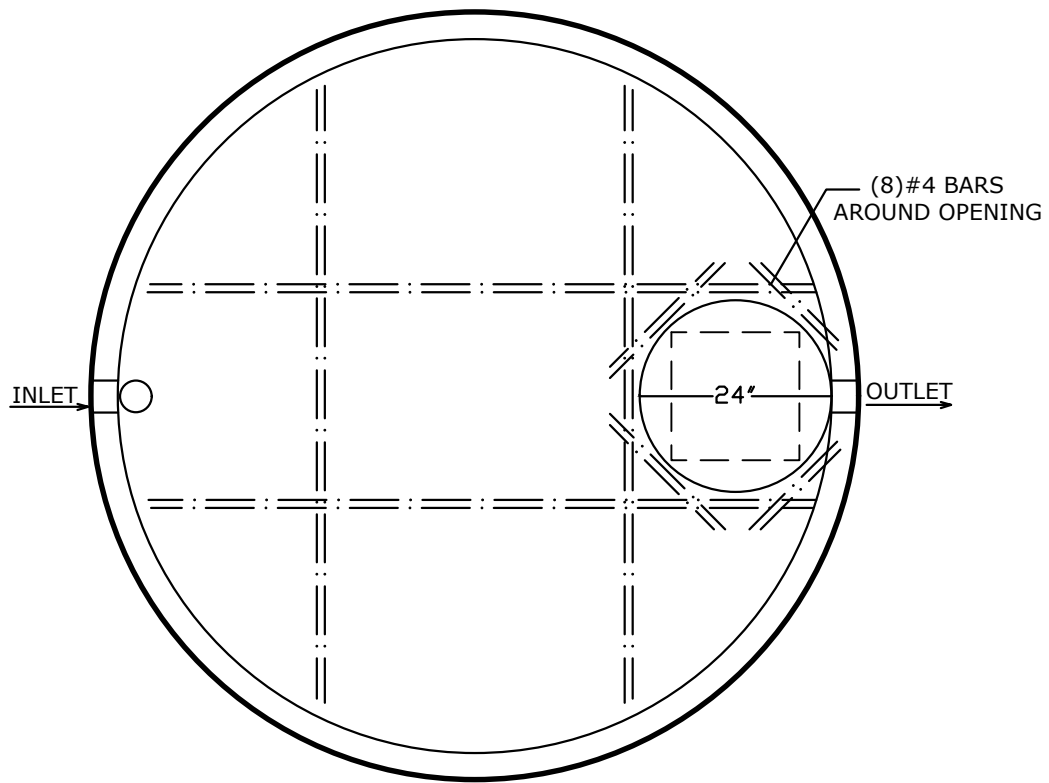
PROJECT:

SCALE: N.T.S.

DATE: 1/2025

EST#:


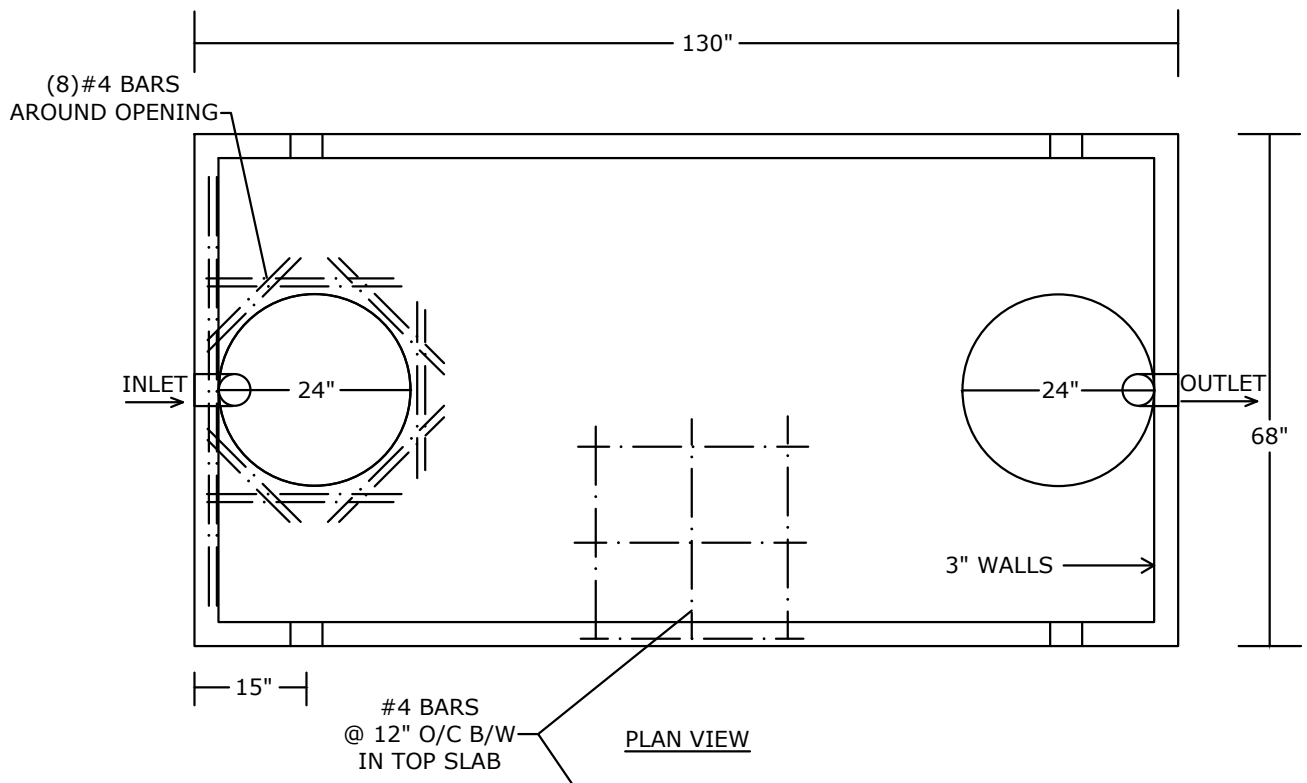
A-10



NOTES:

- NON-TRAFFIC RATED
- CONCRETE 5,000 PSI @ 28 DAYS
- FIBER REINFORCED WALLS AND BASE
- 6'-0" MAX. BACKFILL ON TOP OF TANK
- INTERIOR COATED 2 COATS OF APPROPRIATE SEALER
- WEIGHT: 10,000 LBS.+/-

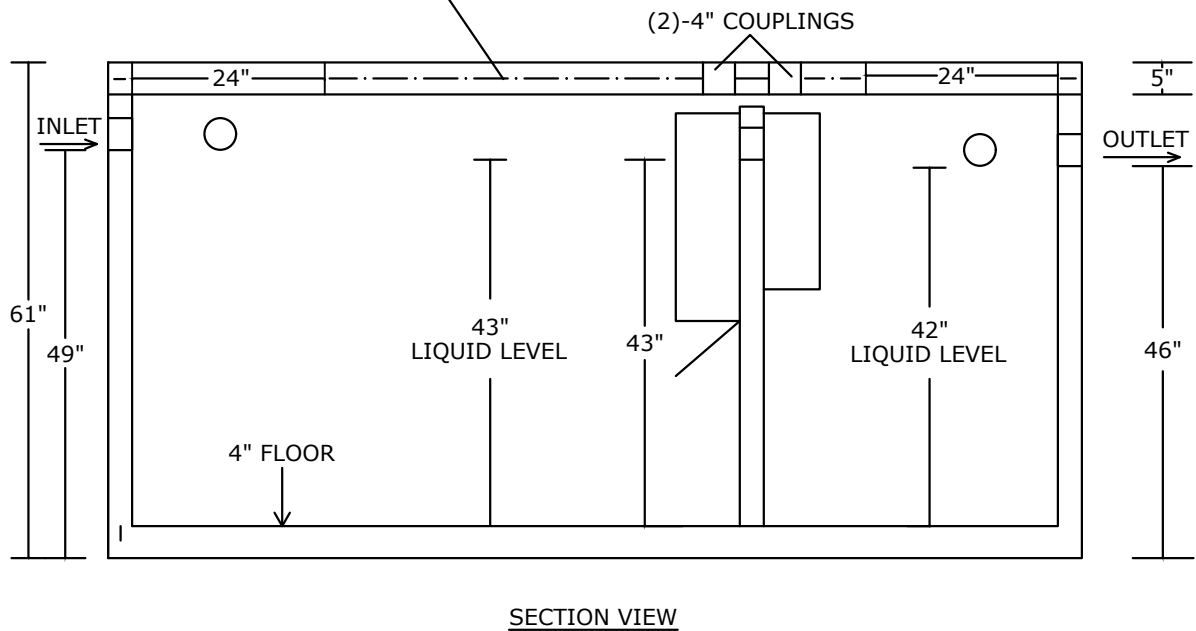
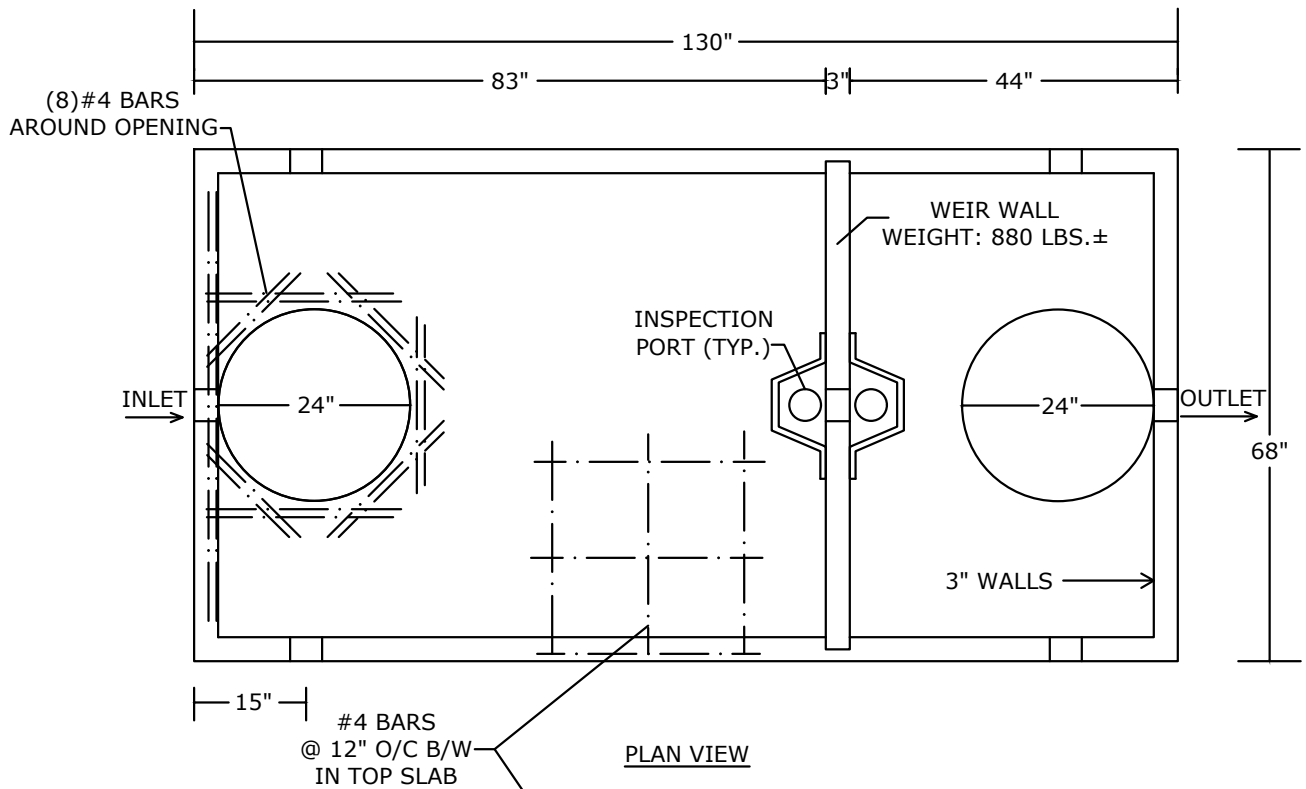
PEERLESS CONCRETE PRODUCTS CO.		246 Main Street Butler, NJ 07405 973.838.3060p	
<i>SINCE 1959</i>		www.peerlessconcrete.com	
sales@peerlessconcrete.com		www.peerlessconcrete.com	
1250 GALLON ROUND PUMP/DOSING TANK			
CUSTOMER:			
PROJECT:			
SCALE: N.T.S.	DATE: 1/2025	EST#:	A-11



NOTES:

- NON-TRAFFIC RATED
- CONCRETE 5,000 PSI @ 28 DAYS
- FIBER REINFORCED WALLS AND BASE
- 4'-0" MAX. BACKFILL ON TOP OF TANK
- INTERIOR COATED 2 COATS OF APPROPRIATE SEALER
- PLASTIC BAFFLES, GAS DEFLECTOR- OUTLET
- OUTLET FILTER/SOLIDS RETAINER UPON REQUEST
- WEIGHT OF TANK W/O LID: 8,500 LBS. +/-
- LID WEIGHT: 4,000 LBS. +/-

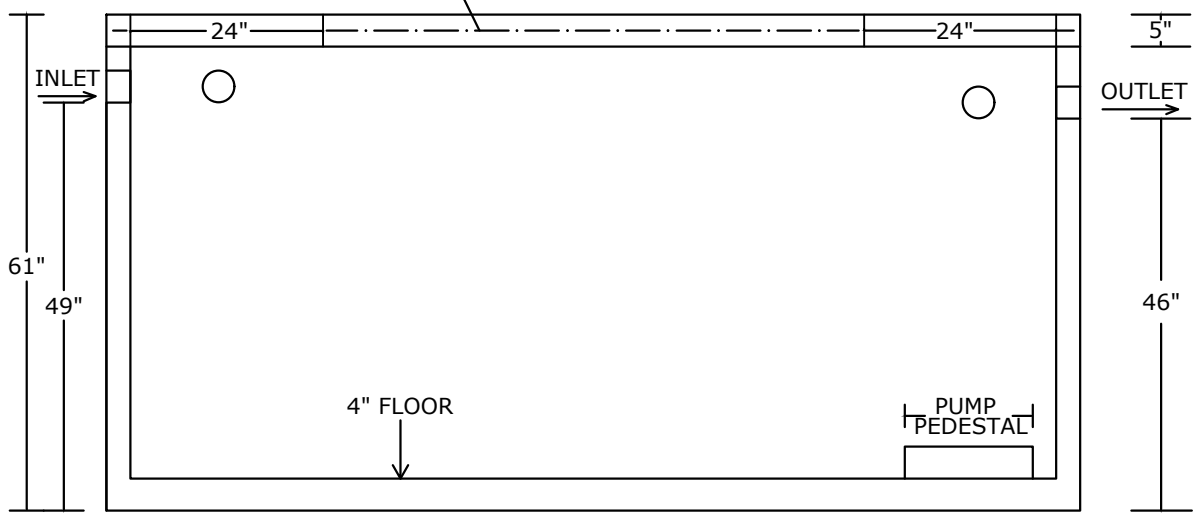
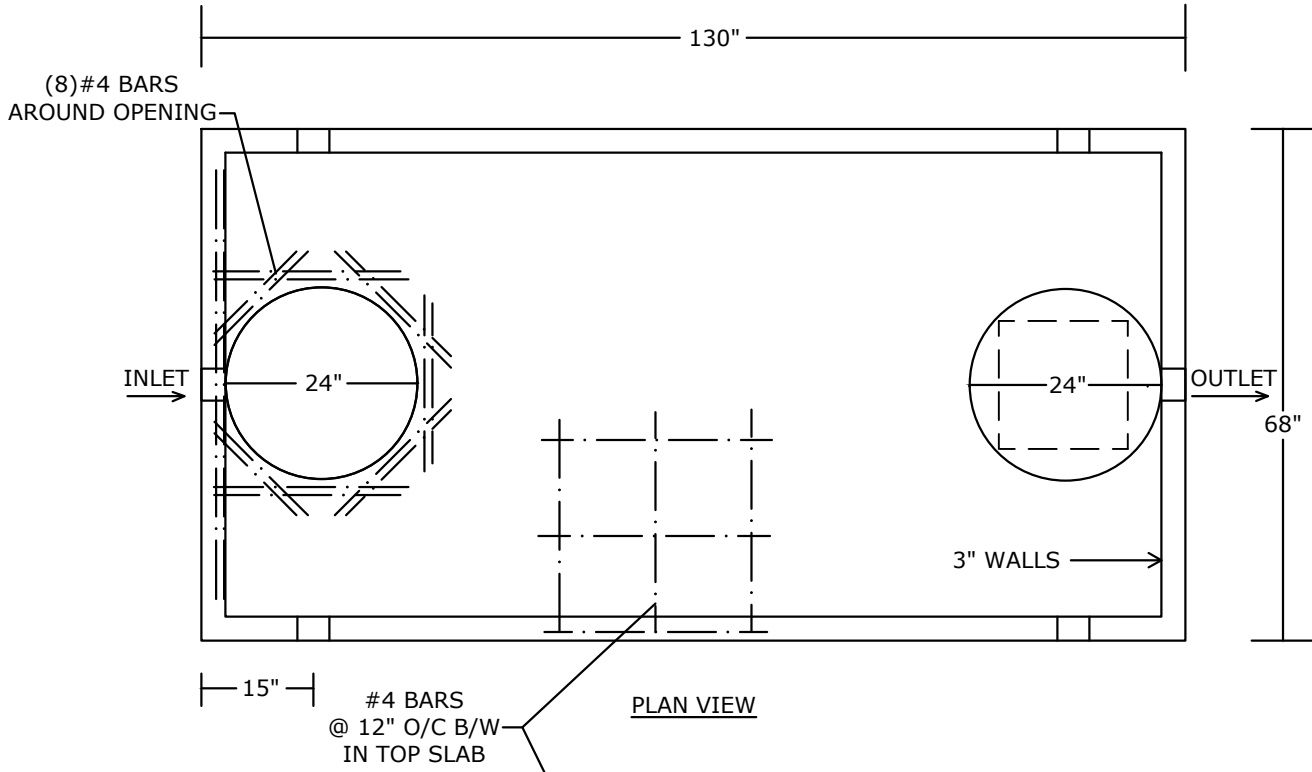
PEERLESS CONCRETE PRODUCTS CO. SINCE 1959		246 Main Street Butler, NJ 07405 973.838.3060p	
		sales@peerlessconcrete.com www.peerlessconcrete.com	
1250 GALLON RECTANGULAR SEPTIC TANK			
CUSTOMER:			
PROJECT:			
SCALE: N.T.S.	DATE: 1/2025	EST#:	A-12



NOTES:

- NON-TRAFFIC RATED
- CONCRETE 5,000 PSI @ 28 DAYS
- FIBER REINFORCED WALLS AND BASE
- 6'-0" MAX. BACKFILL ON TOP OF TANK
- INTERIOR COATED 2 COATS OF APPROPRIATE SEALER
- PLASTIC BAFFLES, GAS DEFLECTOR- OUTLET
- OUTLET FILTER/SOLIDS RETAINER UPON REQUEST
- WEIGHT OF TANK W/O LID: 8,500 LBS. +/-
- LID WEIGHT: 4,000 LBS. +/-

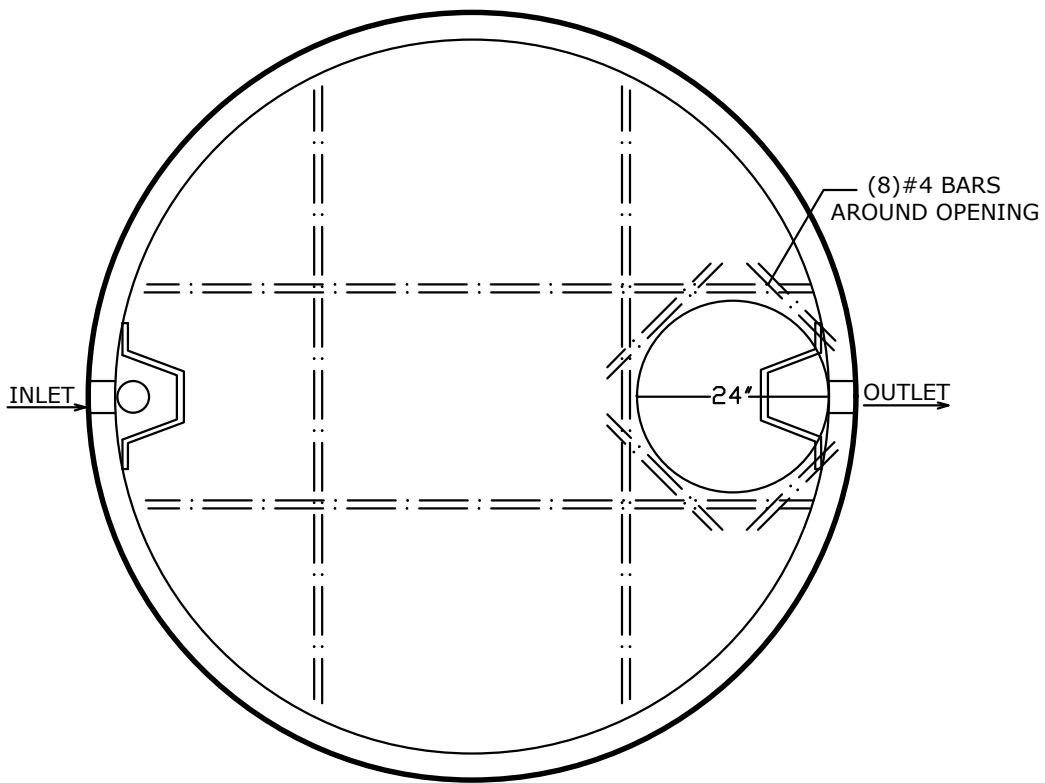
PEERLESS CONCRETE PRODUCTS CO. SINCE 1959		246 Main Street Butler, NJ 07405 973.838.3060p	
		sales@peerlessconcrete.com www.peerlessconcrete.com	
1250 GALLON RECTANGULAR SEPTIC TANK (2 COMPARTMENT)			
CUSTOMER:			
PROJECT:			
SCALE: N.T.S.	DATE: 1/2025	EST#:	A-13



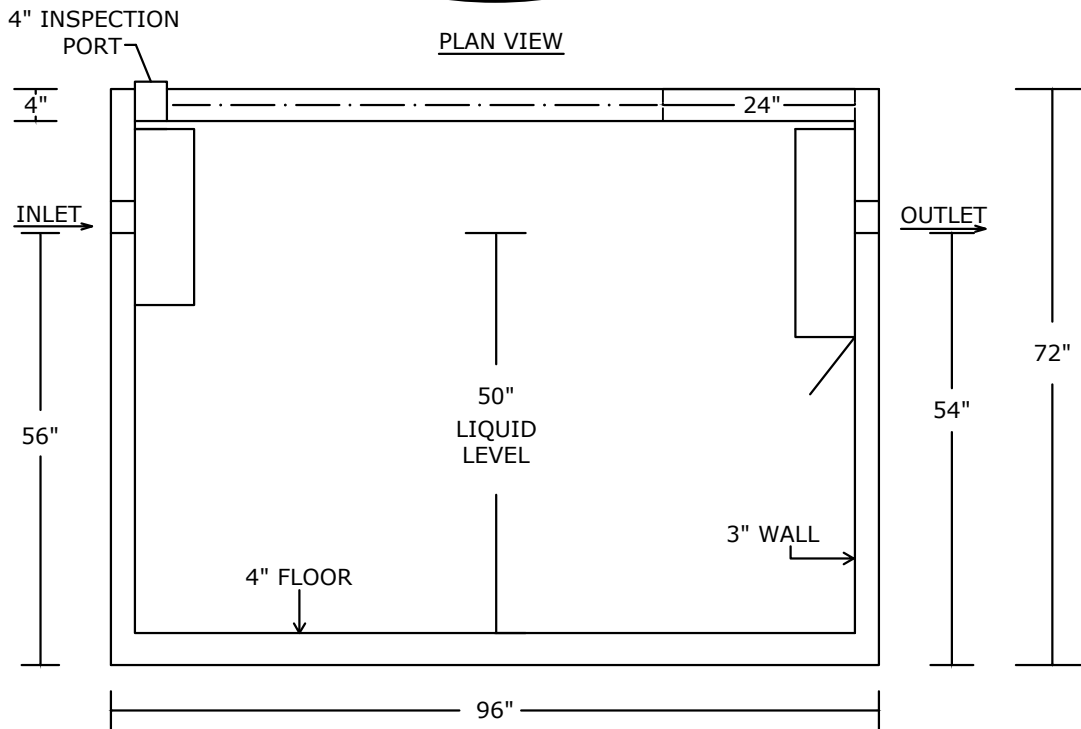
NOTES:

- NON-TRAFFIC RATED
- CONCRETE 5,000 PSI @ 28 DAYS
- FIBER REINFORCED WALLS AND BASE
- 4'-0" MAX. BACKFILL ON TOP OF TANK
- INTERIOR COATED 2 COATS OF APPROPRIATE SEALER
- WEIGHT OF TANK W/O LID: 8,500 LBS.+/-
- LID WEIGHT: 4,000 LBS.+/-

PEERLESS CONCRETE PRODUCTS CO. SINCE 1959		246 Main Street Butler, NJ 07405 973.838.3060p	
		sales@peerlessconcrete.com www.peerlessconcrete.com	
1250 GALLON RECTANGULAR PUMP TANK			
CUSTOMER:			
PROJECT:			
SCALE: N.T.S.	DATE: 1/2025	EST#:	A-14



PLAN VIEW



SECTION VIEW

NOTES:

- NON-TRAFFIC RATED
- CONCRETE 5,000 PSI @ 28 DAYS
- FIBER REINFORCED WALLS AND BASE
- 6'-0" MAX. BACKFILL ON TOP OF TANK
- INTERIOR COATED 2 COATS OF APPROPRIATE SEALER
- PLASTIC BAFFLES, GAS DEFLECTOR- OUTLET
- OUTLET FILTER/SOLIDS RETAINER UPON REQUEST
- WEIGHT: 12,000 LBS.+/-

PEERLESS CONCRETE PRODUCTS CO.

SINCE 1959

sales@peerlessconcrete.com

246 Main Street
Butler, NJ 07405
973.838.3060p

www.peerlessconcrete.com

1500 GALLON ROUND SEPTIC TANK

CUSTOMER:

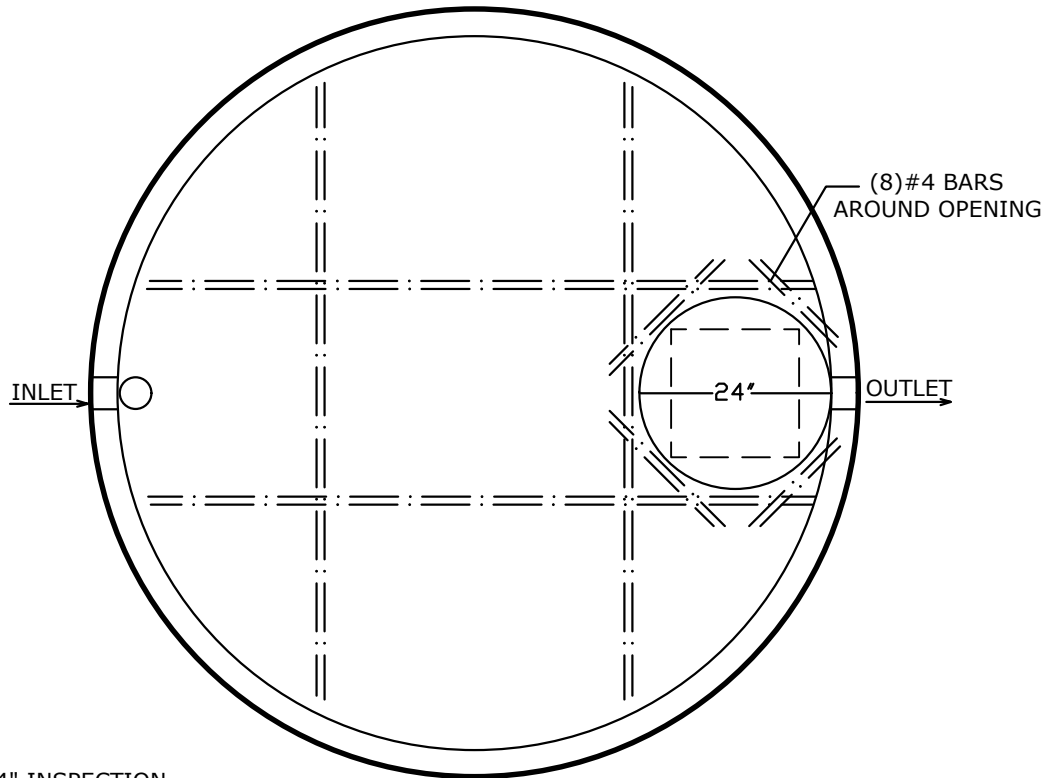
PROJECT:

SCALE: N.T.S.

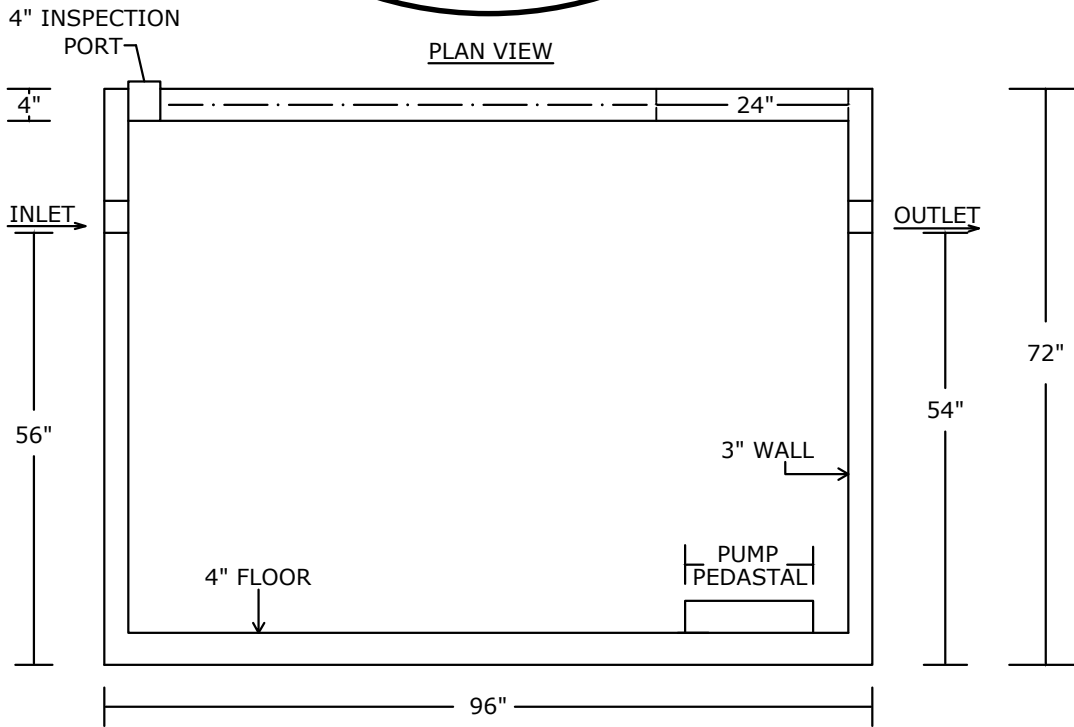
DATE: 1/2025

EST#:

A-15



PLAN VIEW



SECTION VIEW

NOTES:

- NON-TRAFFIC RATED
- CONCRETE 5,000 PSI @ 28 DAYS
- FIBER REINFORCED WALLS AND BASE
- 6'-0" MAX. BACKFILL ON TOP OF TANK
- INTERIOR COATED 2 COATS OF APPROPRIATE SEALER
- WEIGHT: 12,000 LBS. +/-

PEERLESS CONCRETE PRODUCTS CO.

246 Main Street
Butler, NJ 07405
973.838.3060p

SINCE 1959

sales@peerlessconcrete.com

www.peerlessconcrete.com

1500 GALLON ROUND PUMP/DOSING TANK

CUSTOMER:

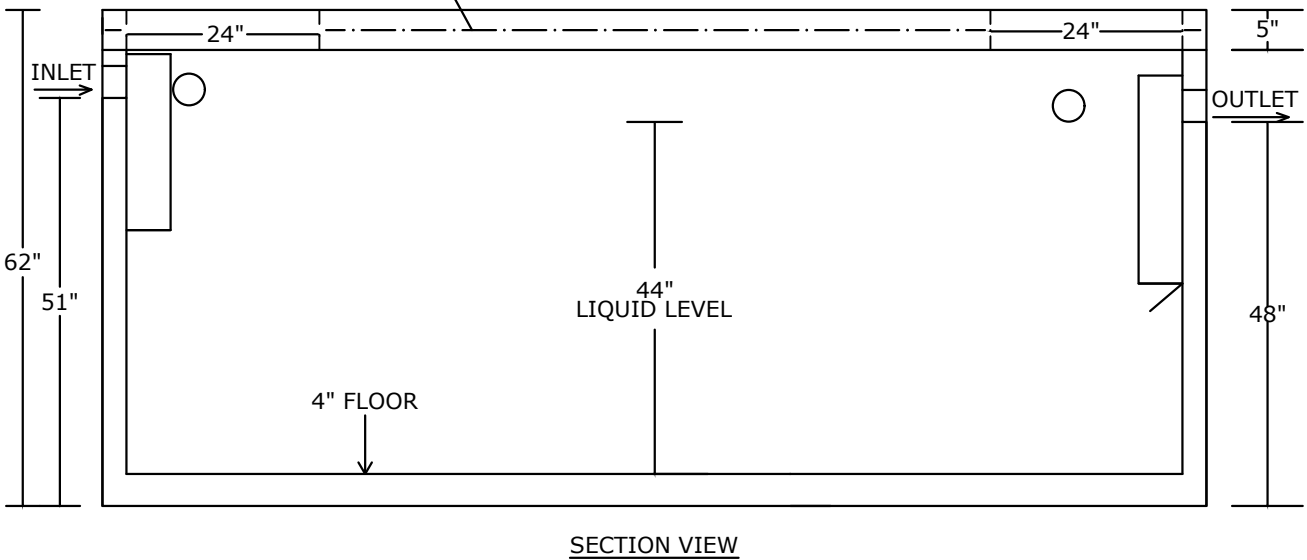
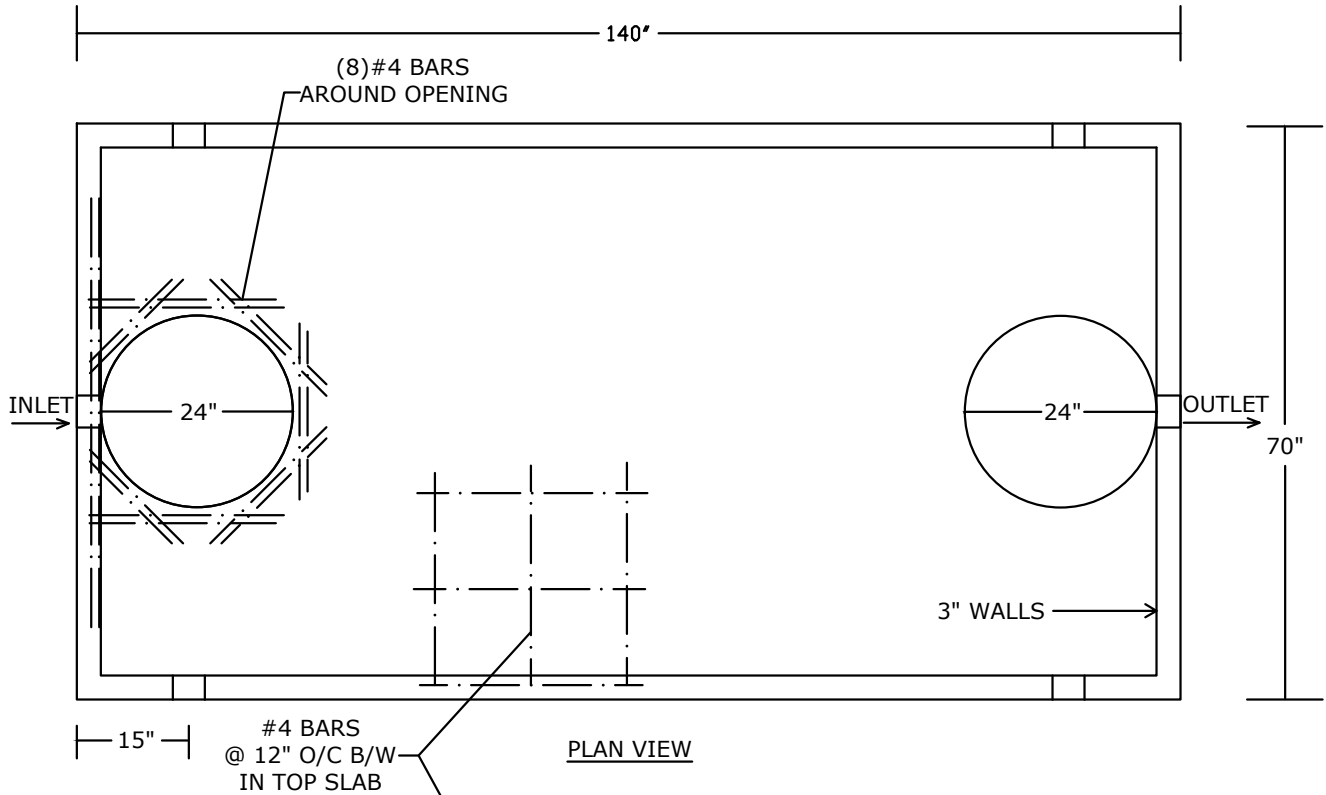
PROJECT:

SCALE: N.T.S.

DATE: 1/2025

EST#:

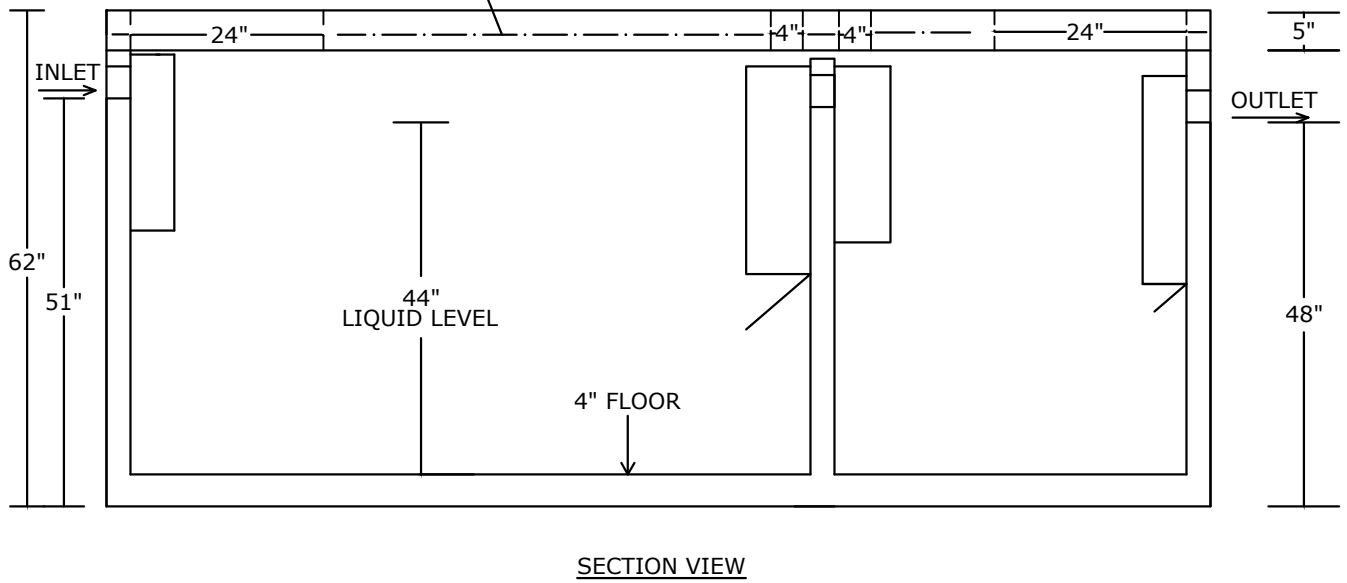
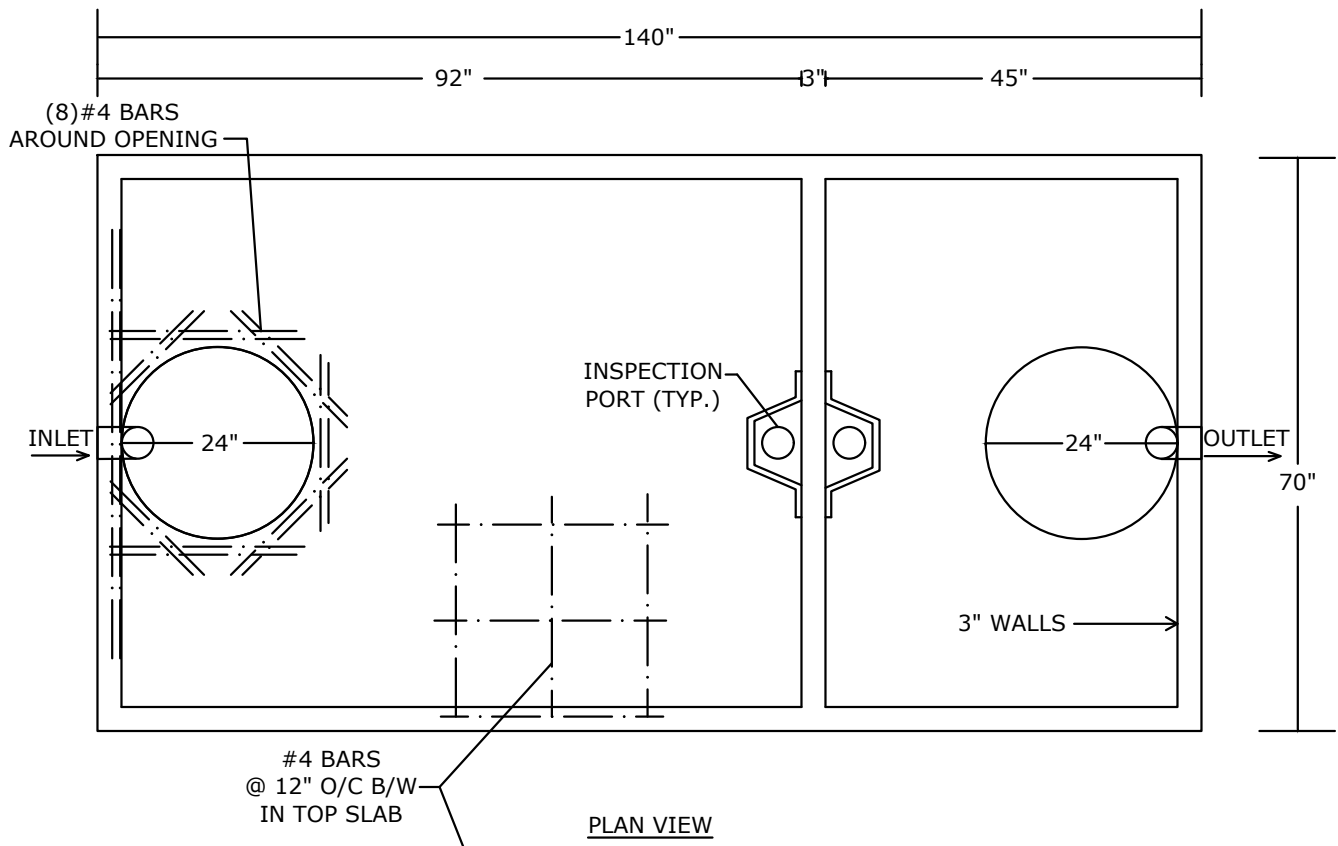
A-16



NOTES:

- NON-TRAFFIC RATED
- CONCRETE 5,000 PSI @ 28 DAYS
- FIBER REINFORCED WALLS AND BASE
- 4'-0" MAX. BACKFILL ON TOP OF TANK
- INTERIOR COATED 2 COATS OF APPROPRIATE SEALER
- PLASTIC BAFFLES, GAS DEFLECTOR- OUTLET
- OUTLET FILTER/SOLIDS RETAINER UPON REQUEST
- WEIGHT OF TANK W/O LID: 9,300 LBS.+/-
- LID WEIGHT: 4,425 LBS.+/-

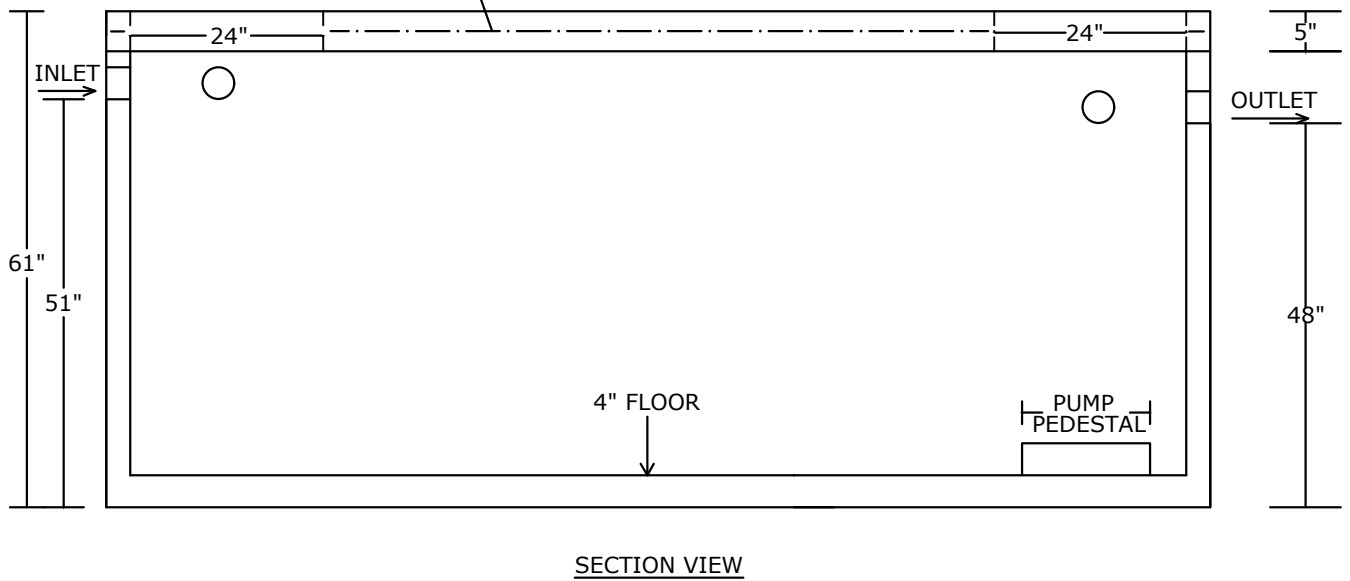
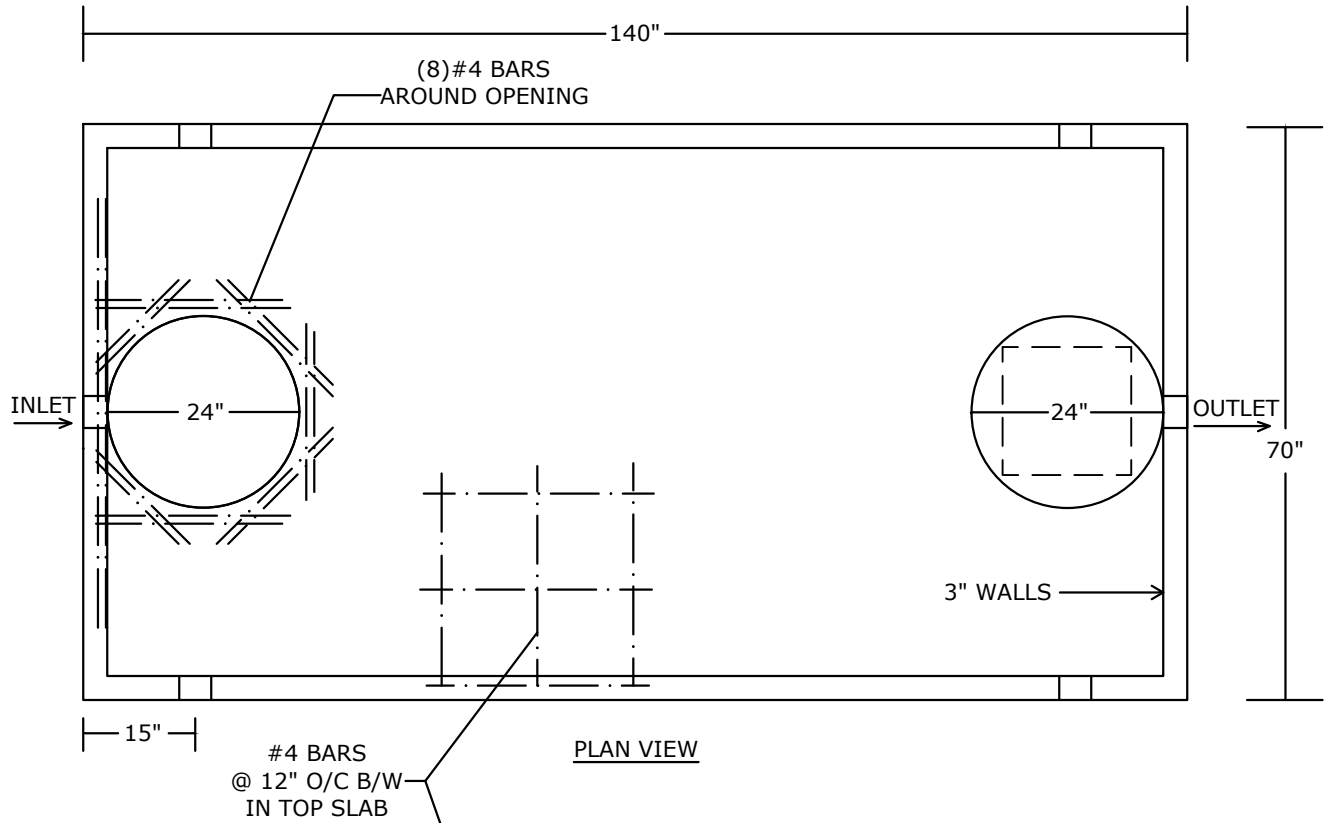
PEERLESS CONCRETE PRODUCTS CO.		246 Main Street Butler, NJ 07405 973.838.3060p	
SINCE 1959		www.peerlessconcrete.com	
sales@peerlessconcrete.com		www.peerlessconcrete.com	
1500 GALLON RECTANGULAR SEPTIC TANK			
CUSTOMER:			
PROJECT:			
SCALE: N.T.S.	DATE: 1/2025	EST#:	A-17



NOTES:

- NON-TRAFFIC RATED
- CONCRETE 5,000 PSI @ 28 DAYS
- FIBER REINFORCED WALLS AND BASE
- 4'-0" MAX. BACKFILL ON TOP OF TANK
- INTERIOR COATED 2 COATS OF APPROPRIATE SEALER
- PLASTIC BAFFLES, GAS DEFLECTOR- OUTLET
- OUTLET FILTER/SOLIDS RETAINER UPON REQUEST
- WEIGHT OF TANK W/O LID: 10,200 LBS.+/-
- LID WEIGHT: 4,425 LBS.+/-

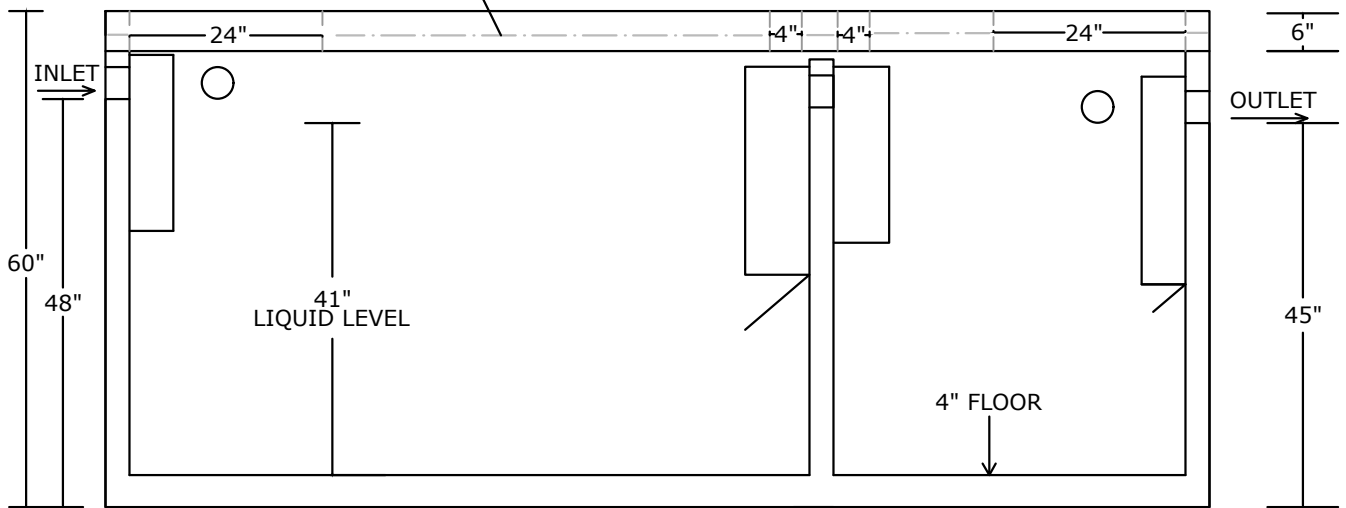
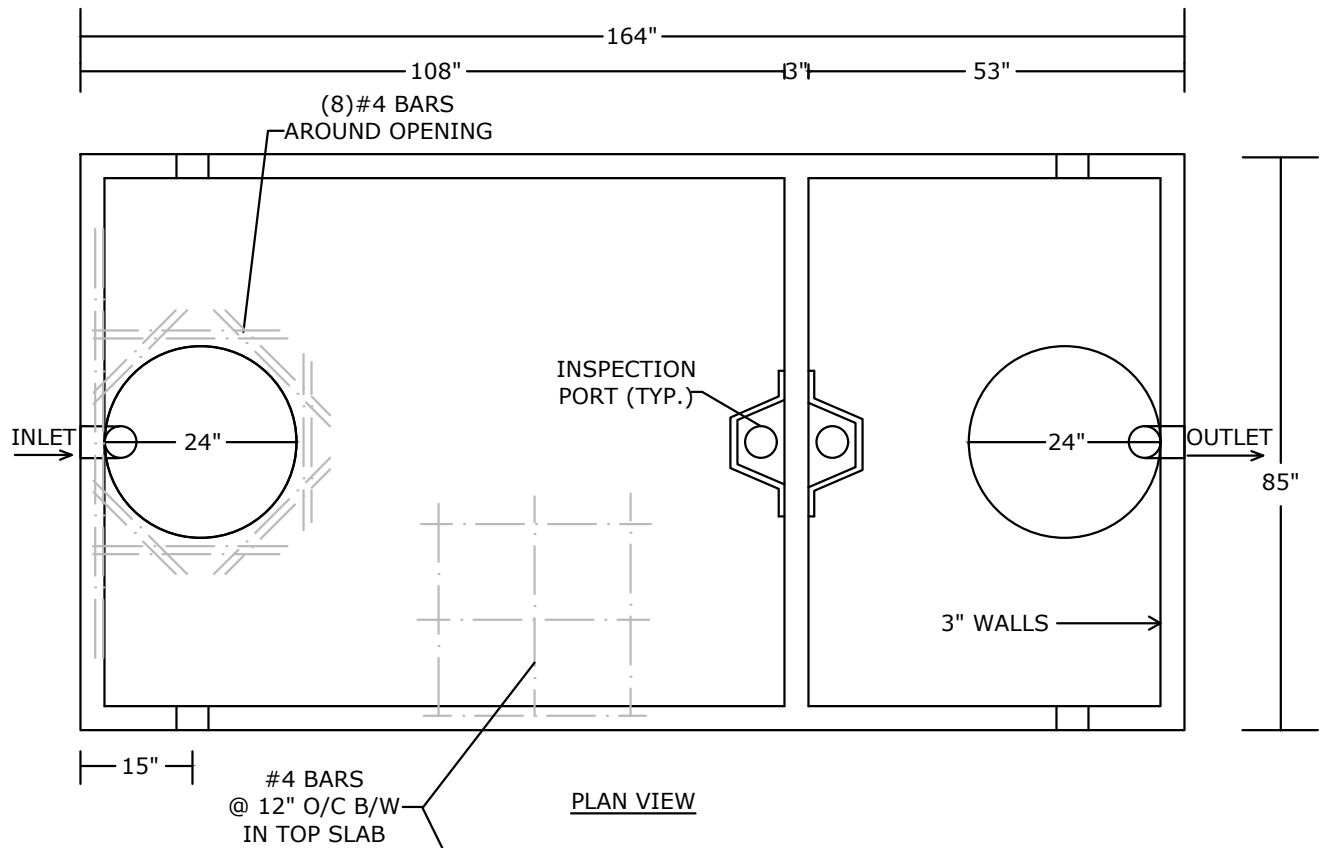
PEERLESS CONCRETE PRODUCTS CO. SINCE 1959		246 Main Street Butler, NJ 07405 973.838.3060p	
		sales@peerlessconcrete.com	
1500 GALLON RECTANGULAR SEPTIC TANK (2 COMPARTMENT)			
CUSTOMER:			
PROJECT:			
SCALE: N.T.S.	DATE: 1/2025	EST#:	A-18



NOTES:

- NON-TRAFFIC RATED
- CONCRETE 5,000 PSI @ 28 DAYS
- FIBER REINFORCED WALLS AND BASE
- 4'-0" MAX. BACKFILL ON TOP OF TANK
- INTERIOR COATED 2 COATS OF APPROPRIATE SEALER
- WEIGHT OF TANK W/O LID: 9,300 LBS.+/-
- LID WEIGHT: 4,425 LBS.+/-

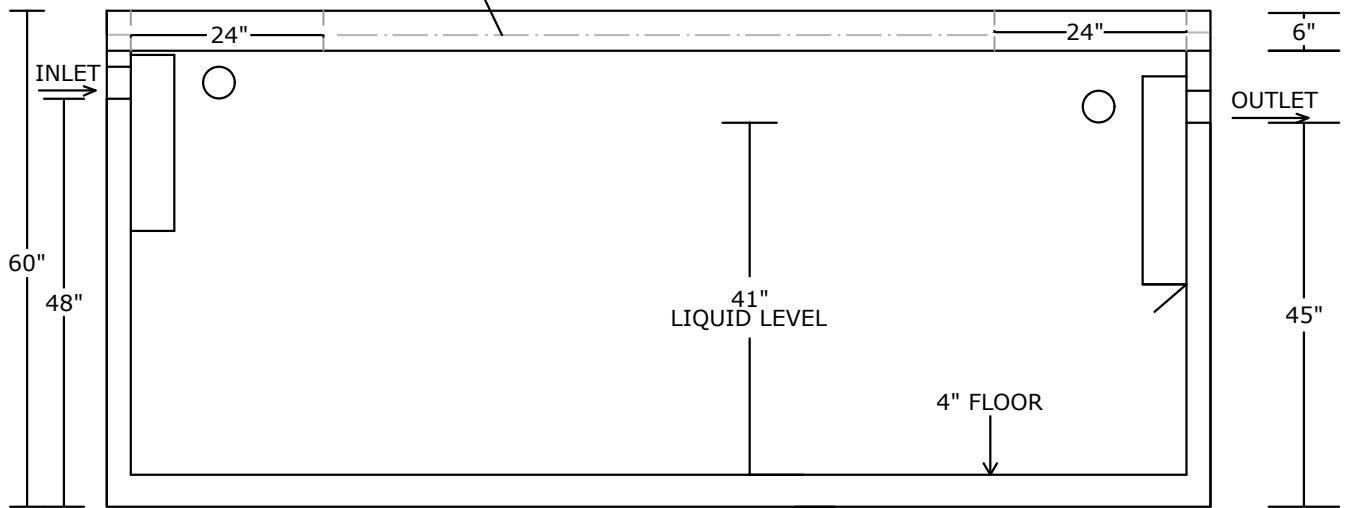
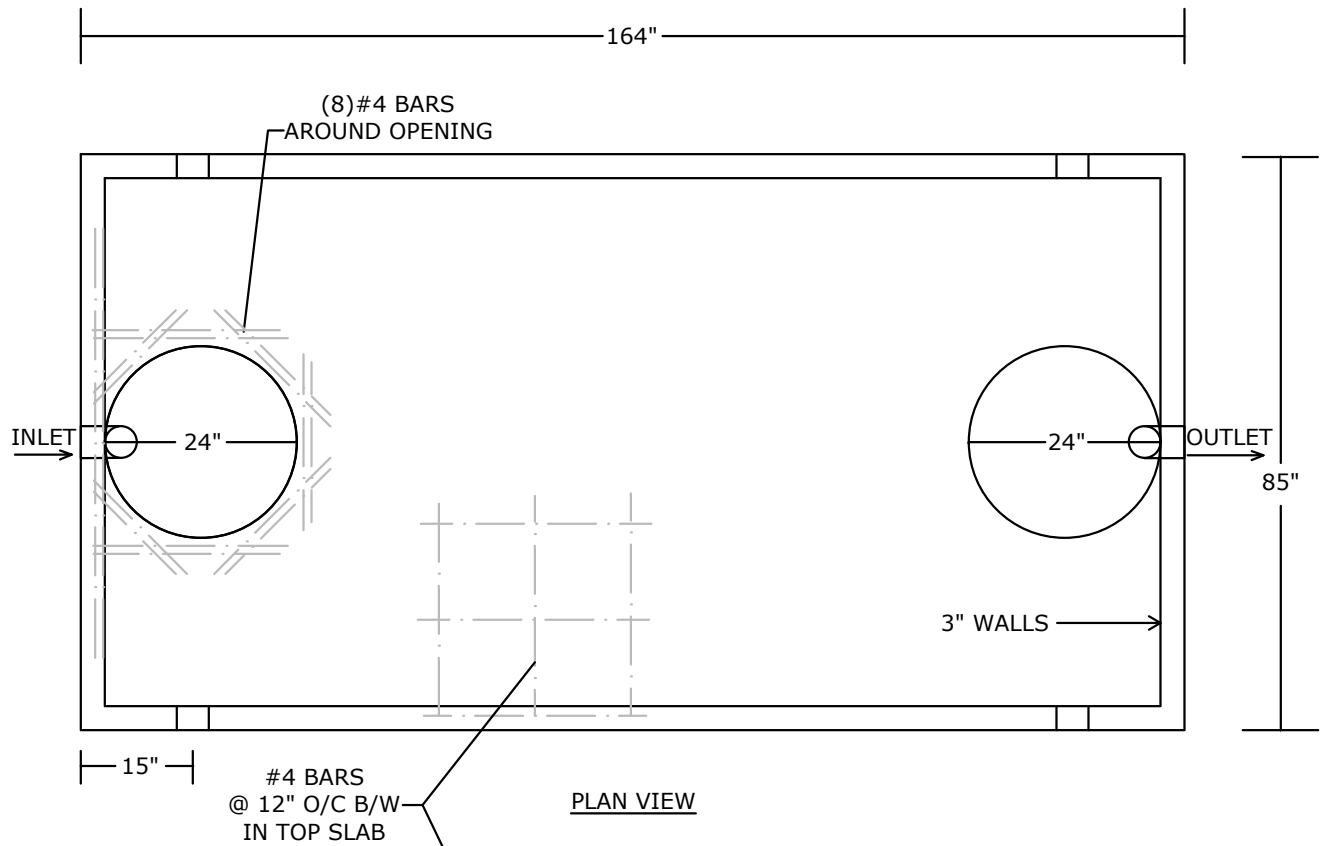
PEERLESS CONCRETE PRODUCTS CO. SINCE 1959		246 Main Street Butler, NJ 07405 973.838.3060p	
		sales@peerlessconcrete.com	
1500 GALLON RECTANGULAR PUMP TANK			
CUSTOMER:			
PROJECT:			
SCALE: N.T.S.		DATE: 1/2025	EST#:
			A-19



NOTES:

- NON-TRAFFIC RATED
- CONCRETE 5,000 PSI @ 28 DAYS
- FIBER REINFORCED WALLS AND BASE
- 4'-0" MAX. BACKFILL ON TOP OF TANK
- INTERIOR COATED 2 COATS OF APPROPRIATE SEALER
- PLASTIC BAFFLES, GAS DEFLECTOR- OUTLET
- OUTLET FILTER/SOLIDS RETAINER UPON REQUEST
- WEIGHT OF TANK W/O LID: 12,500 LBS.+/-
- LID WEIGHT: 7,000 LBS.+/-

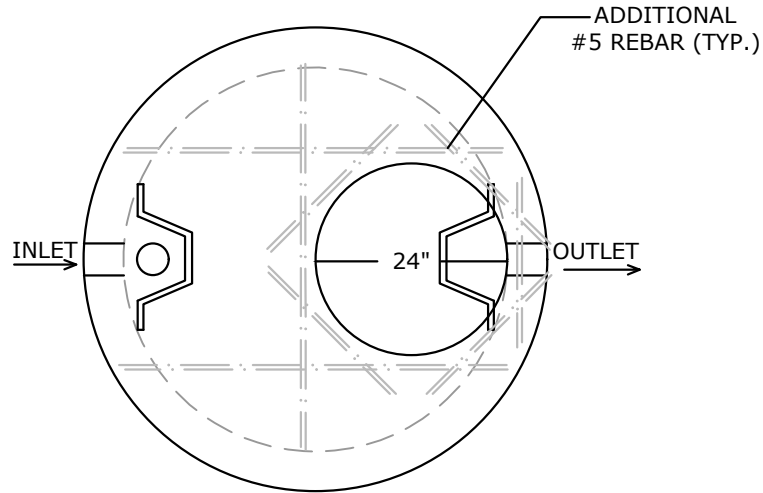
PEERLESS CONCRETE PRODUCTS CO. SINCE 1959		246 Main Street Butler, NJ 07405 973.838.3060p	
		sales@peerlessconcrete.com	
www.peerlessconcrete.com		2000 GALLON RECTANGULAR SEPTIC TANK (2 COMPARTMENT)	
CUSTOMER:			
PROJECT:			
SCALE: N.T.S.	DATE: 2/2026	EST#:	A-20



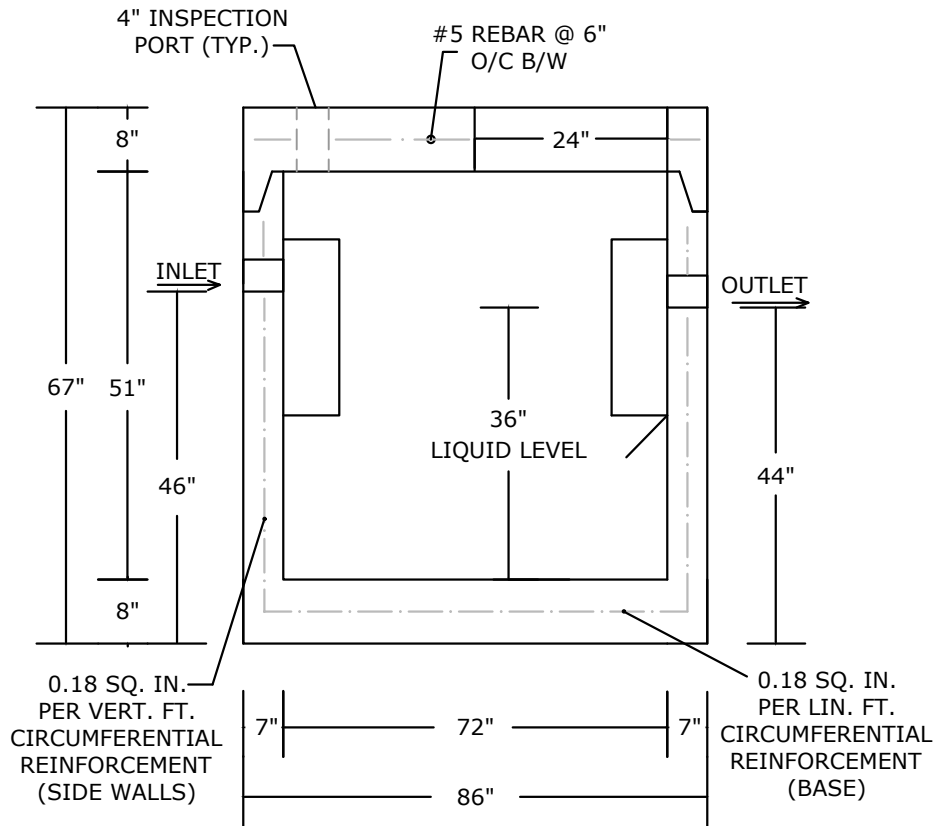
NOTES:

- NON-TRAFFIC RATED
- CONCRETE 5,000 PSI @ 28 DAYS
- FIBER REINFORCED WALLS AND BASE
- 4'-0" MAX. BACKFILL ON TOP OF TANK
- INTERIOR COATED 2 COATS OF APPROPRIATE SEALER
- PLASTIC BAFFLES, GAS DEFLECTOR- OUTLET
- OUTLET FILTER/SOLIDS RETAINER UPON REQUEST
- WEIGHT OF TANK W/O LID: 11,500 LBS.+/-
- LID WEIGHT: 7,000 LBS.+/-

PEERLESS CONCRETE PRODUCTS CO. SINCE 1959		246 Main Street Butler, NJ 07405 973.838.3060p	
		sales@peerlessconcrete.com	
2000 GALLON RECTANGULAR SEPTIC TANK			
CUSTOMER:			
PROJECT:			
SCALE: N.T.S.		DATE: 2/2026	
		EST#:	
			A-21




PLAN VIEW

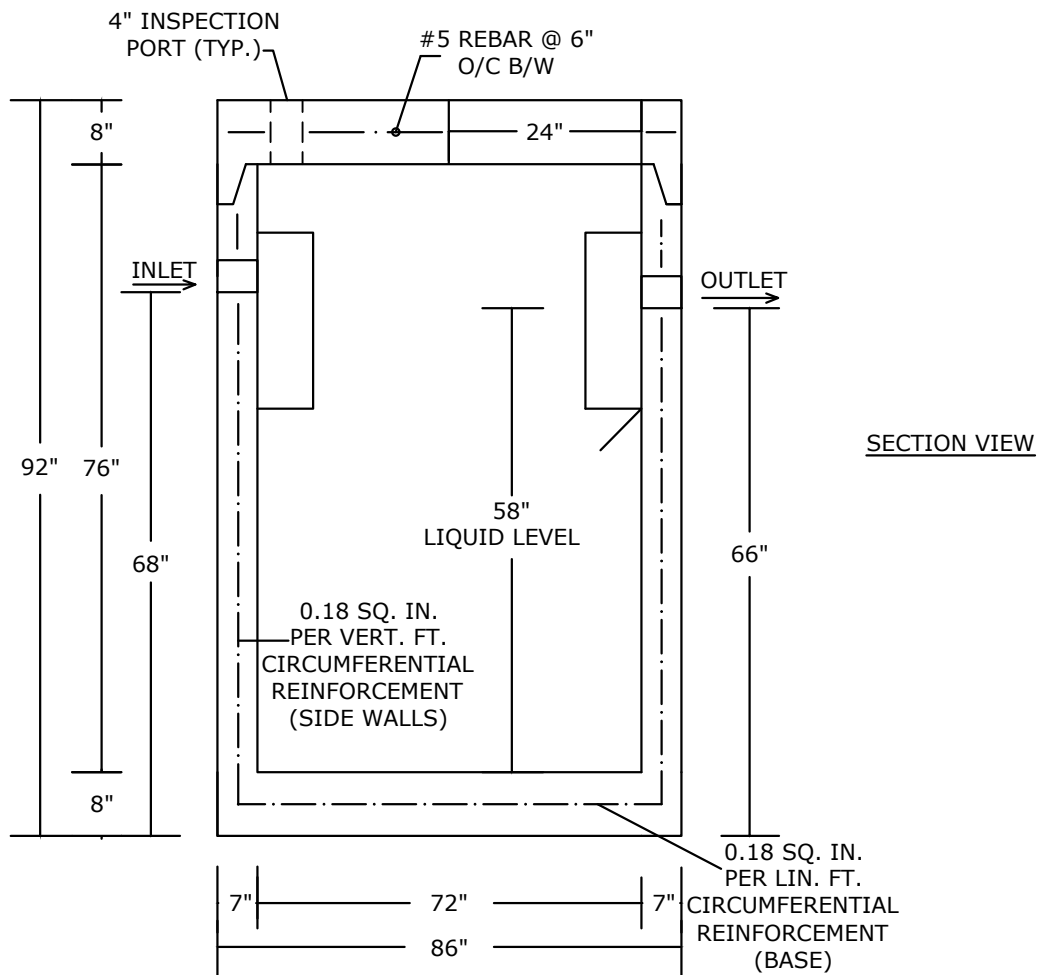
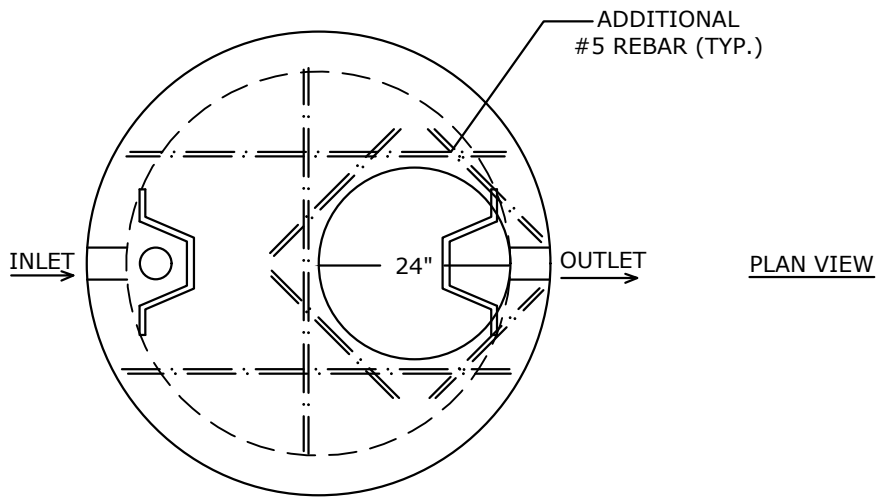


SECTION VIEW

NOTES:

- LOAD RATING: HS-20
- CONCRETE 5,000 PSI @ 28 DAYS
- REINFORCING: AS SPECIFIED, GRADE 60 REBAR
- INTERIOR COATED 2 COATS OF APPROPRIATE SEALER
- PLASTIC BAFFLES, GAS DEFLECTOR- OUTLET
- OUTLET FILTER/SOLIDS RETAINER UPON REQUEST
- WEIGHT: 7,200 LBS.+/-
- WEIGHT OF LID: 5,000 LBS.+/-

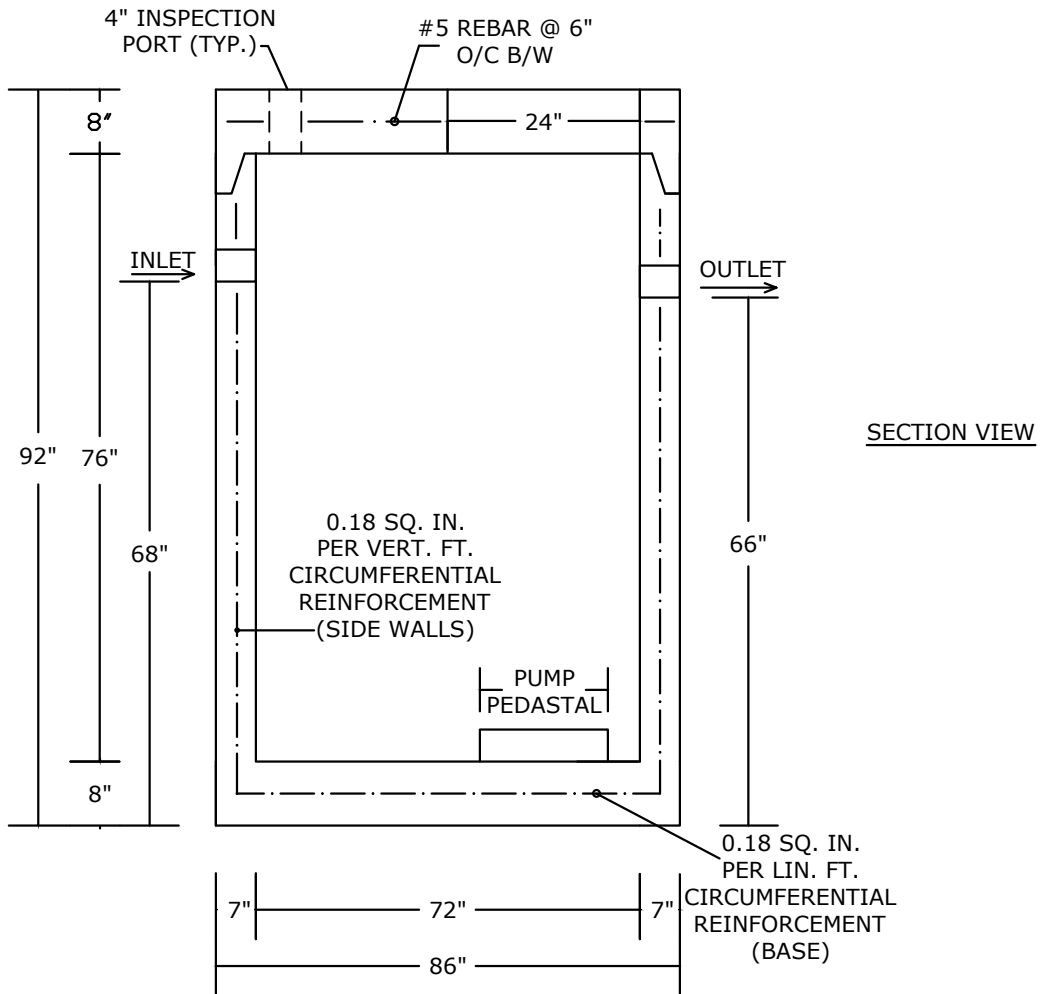
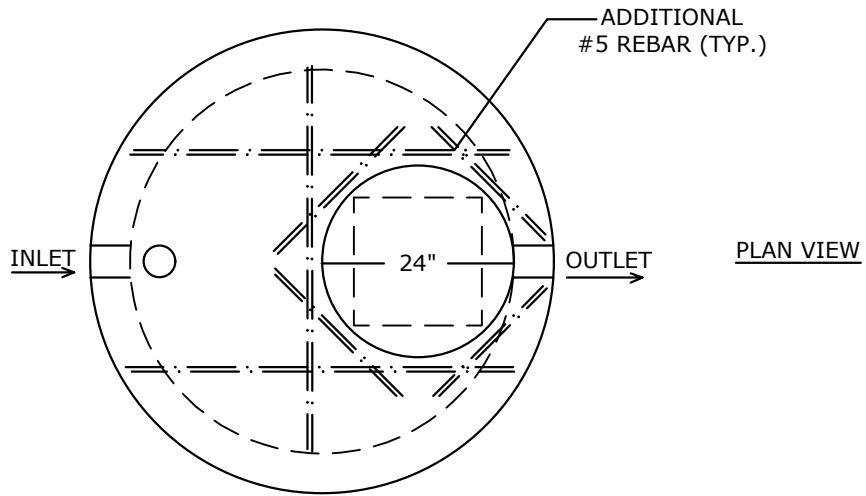
		246 Main Street Butler, NJ 07405 973.838.3060p	
SINCE 1959		sales@peerlessconcrete.com www.peerlessconcrete.com	
500 GALLON HEAVY DUTY ROUND SEPTIC TANK			
CUSTOMER:			
PROJECT:			
SCALE: N.T.S.	DATE: 1/2025	EST#:	A-22



NOTES:

- LOAD RATING: HS-20
- CONCRETE 5,000 PSI @ 28 DAYS
- REINFORCING: AS SPECIFIED, GRADE 60 REBAR
- INTERIOR COATED 2 COATS OF APPROPRIATE SEALER
- PLASTIC BAFFLES, GAS DEFLECTOR- OUTLET
- OUTLET FILTER/SOLIDS RETAINER UPON REQUEST
- WEIGHT: 16,000 LBS.+/-
- WEIGHT OF LID: 5,000 LBS.+/-

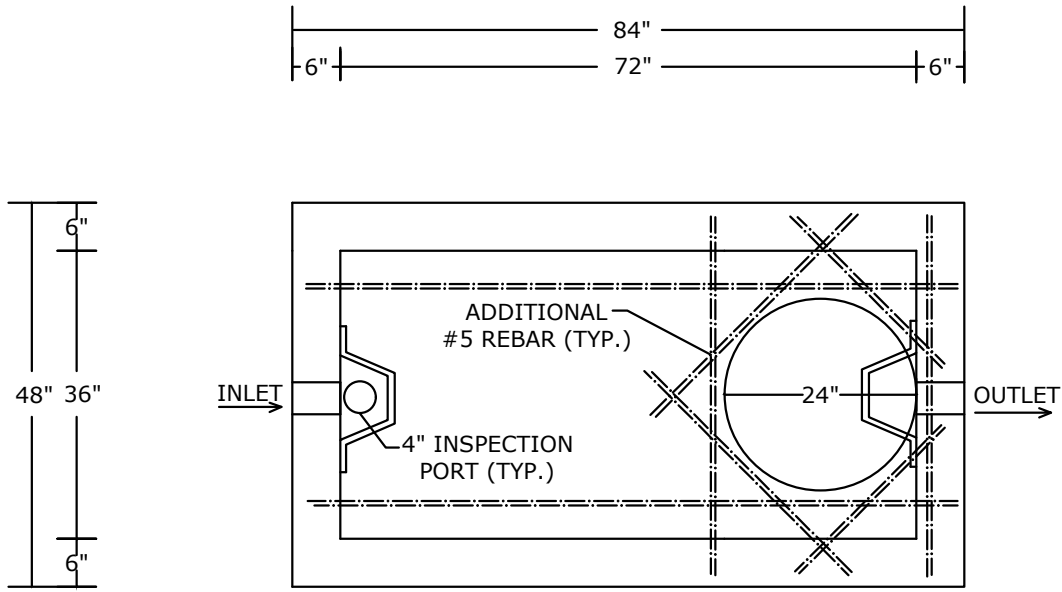
PEERLESS CONCRETE PRODUCTS CO.		246 Main Street Butler, NJ 07405 973.838.3060p	
<i>SINCE 1959</i>		www.peerlessconcrete.com	
sales@peerlessconcrete.com		www.peerlessconcrete.com	
1000 GALLON HEAVY DUTY ROUND SEPTIC TANK			
CUSTOMER:			
PROJECT:			
SCALE: N.T.S.	DATE: 1/2025	EST#:	A-23



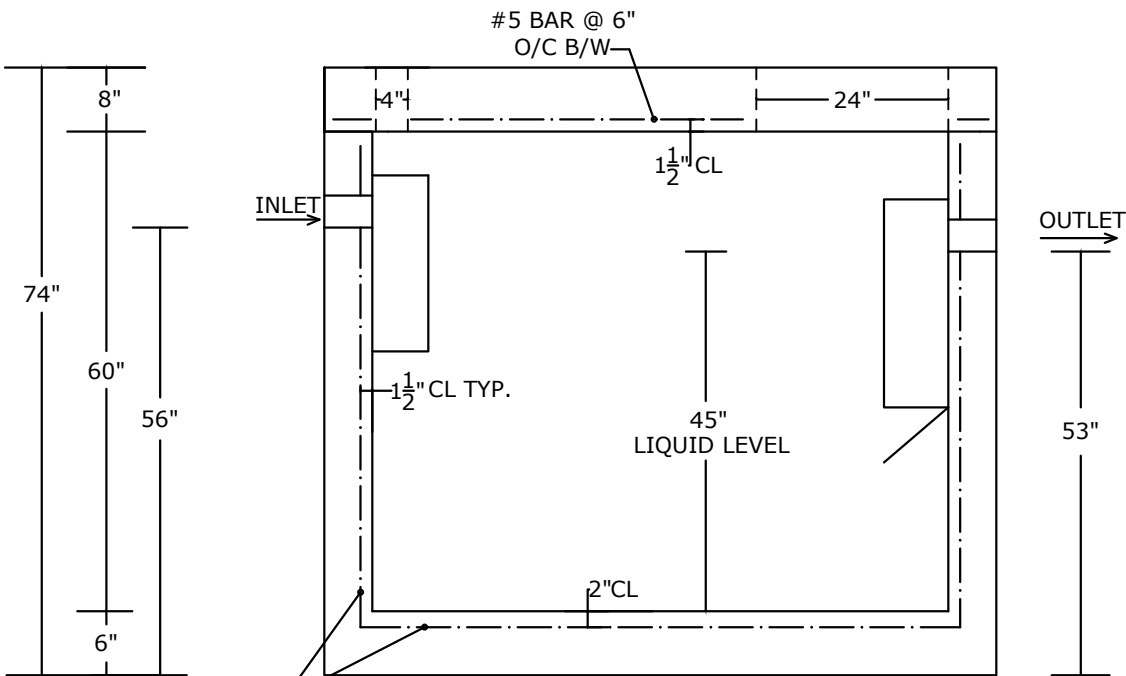
NOTES:

- LOAD RATING: HS-20
- CONCRETE 5,000 PSI @ 28 DAYS
- REINFORCING: AS SPECIFIED, GRADE 60 REBAR
- INTERIOR COATED 2 COATS OF APPROPRIATE SEALER
- WEIGHT: 16,000 LBS. +/-
- WEIGHT OF LID: 5,000 LBS. +/-

PEERLESS CONCRETE PRODUCTS CO. SINCE 1959		246 Main Street Butler, NJ 07405 973.838.3060p	
		sales@peerlessconcrete.com www.peerlessconcrete.com	
1000 GALLON HEAVY DUTY ROUND PUMP TANK			
CUSTOMER:			
PROJECT:			
SCALE: N.T.S.	DATE: 1/2025	EST#:	A-24



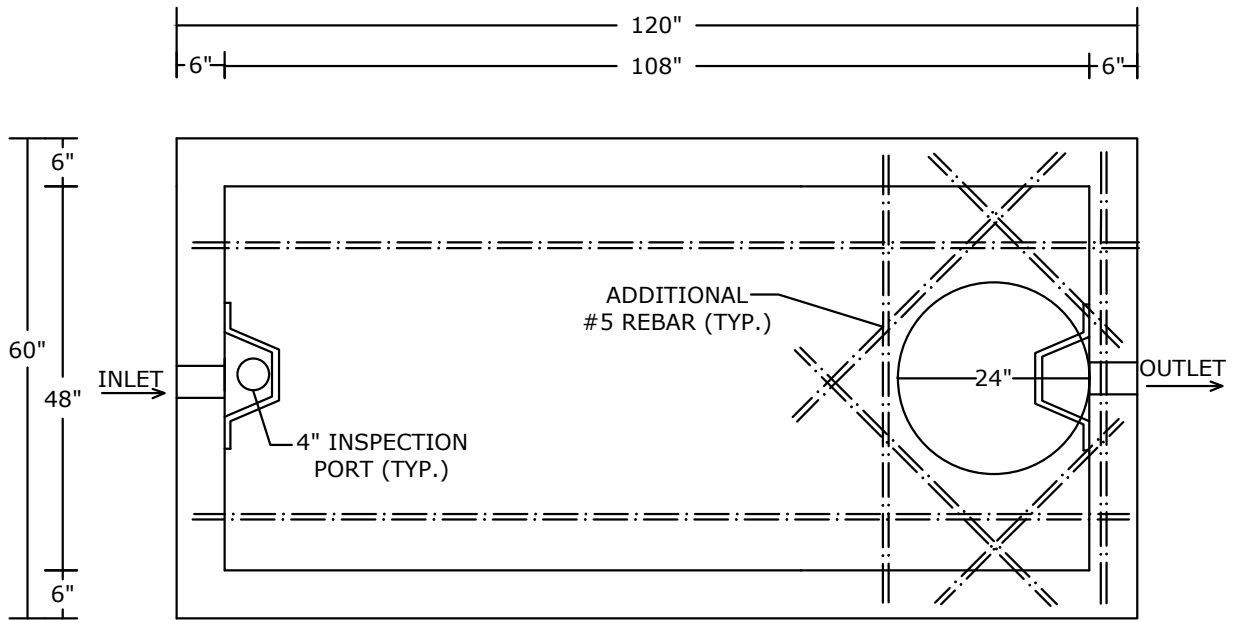
PLAN VIEW



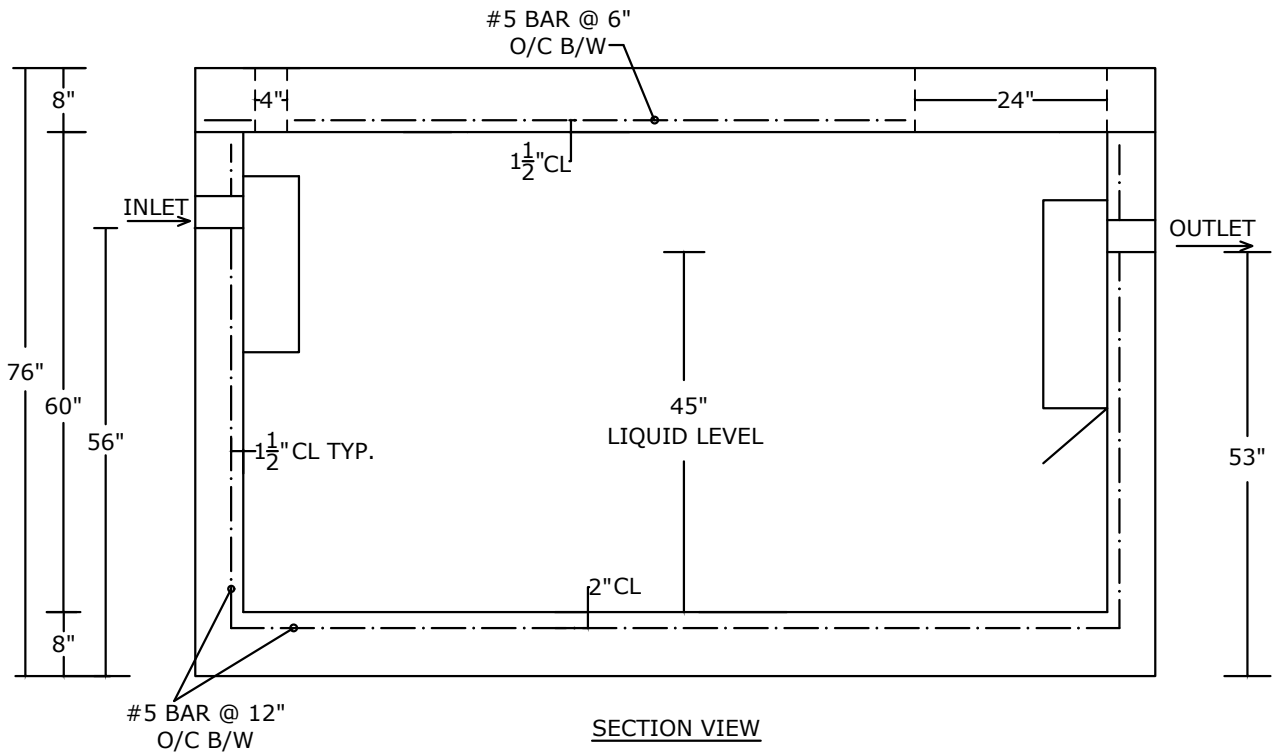
SECTION VIEW

- NOTES:**
- LOAD RATING: HS-20
 - CONCRETE 5,000 PSI @ 28 DAYS
 - REINFORCING: AS SPECIFIED, GRADE 60 REBAR
 - INTERIOR COATED 2 COATS OF APPROPRIATE SEALER
 - PLASTIC BAFFLES, GAS DEFLECTOR- OUTLET
 - OUTLET FILTER/SOLIDS RETAINER UPON REQUEST
 - WEIGHT: 10,000 LBS.+/-
 - WEIGHT OF LID: 3,000 LBS.+/-

PEERLESS CONCRETE PRODUCTS CO. SINCE 1959		246 Main Street Butler, NJ 07405 973.838.3060p	
sales@peerlessconcrete.com		www.peerlessconcrete.com	
500 GALLON HEAVY DUTY RECTANGULAR SEPTIC TANK			
CUSTOMER:			
PROJECT:			
SCALE: N.T.S.	DATE: 12/2023	EST#:	A-25



PLAN VIEW

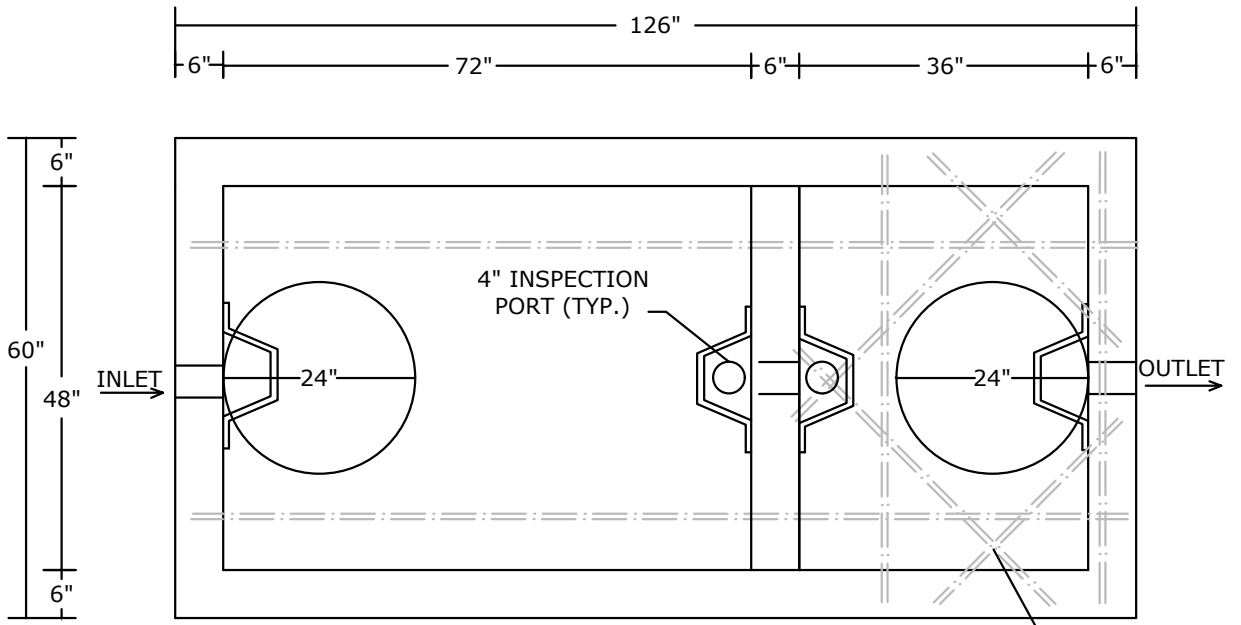


SECTION VIEW

NOTES:

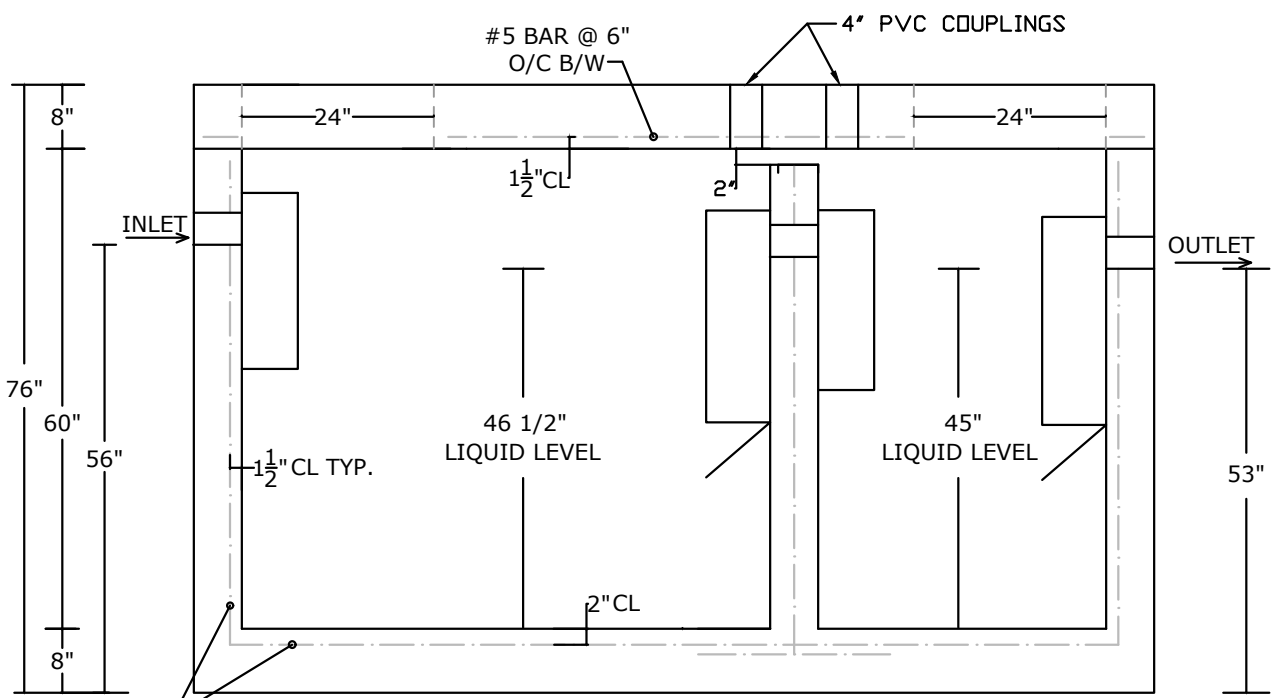
- LOAD RATING: HS-20
- CONCRETE 5,000 PSI @ 28 DAYS
- REINFORCING: AS SPECIFIED, GRADE 60 REBAR
- INTERIOR COATED 2 COATS OF APPROPRIATE SEALER
- PLASTIC BAFFLES, GAS DEFLECTOR- OUTLET
- OUTLET FILTER/SOLIDS RETAINER UPON REQUEST
- WEIGHT: 16,000 LBS.+/-
- WEIGHT OF LID: 5,000 LBS.+/-

PEERLESS CONCRETE PRODUCTS CO. SINCE 1959		246 Main Street Butler, NJ 07405 973.838.3060p	
		sales@peerlessconcrete.com	
1000 GALLON HEAVY DUTY RECTANGULAR SEPTIC TANK			
CUSTOMER:			
PROJECT:			
SCALE: N.T.S.	DATE: 1/2025	EST#:	A-26



PLAN VIEW

ADDITIONAL #5 REBAR (TYP.)

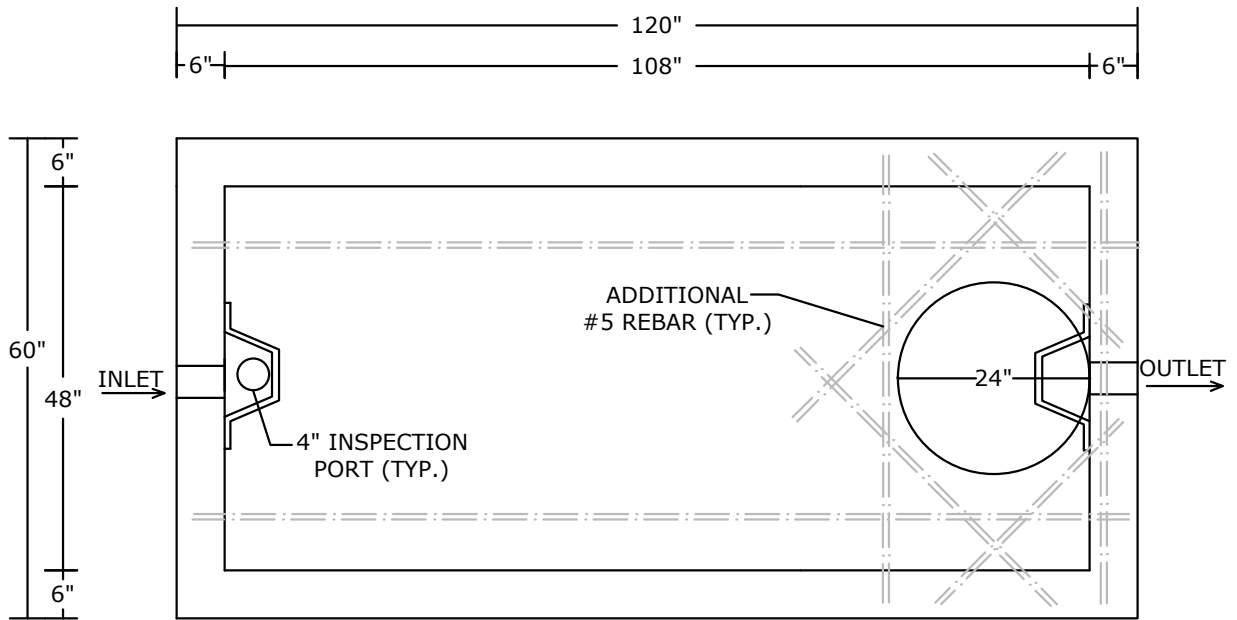


SECTION VIEW

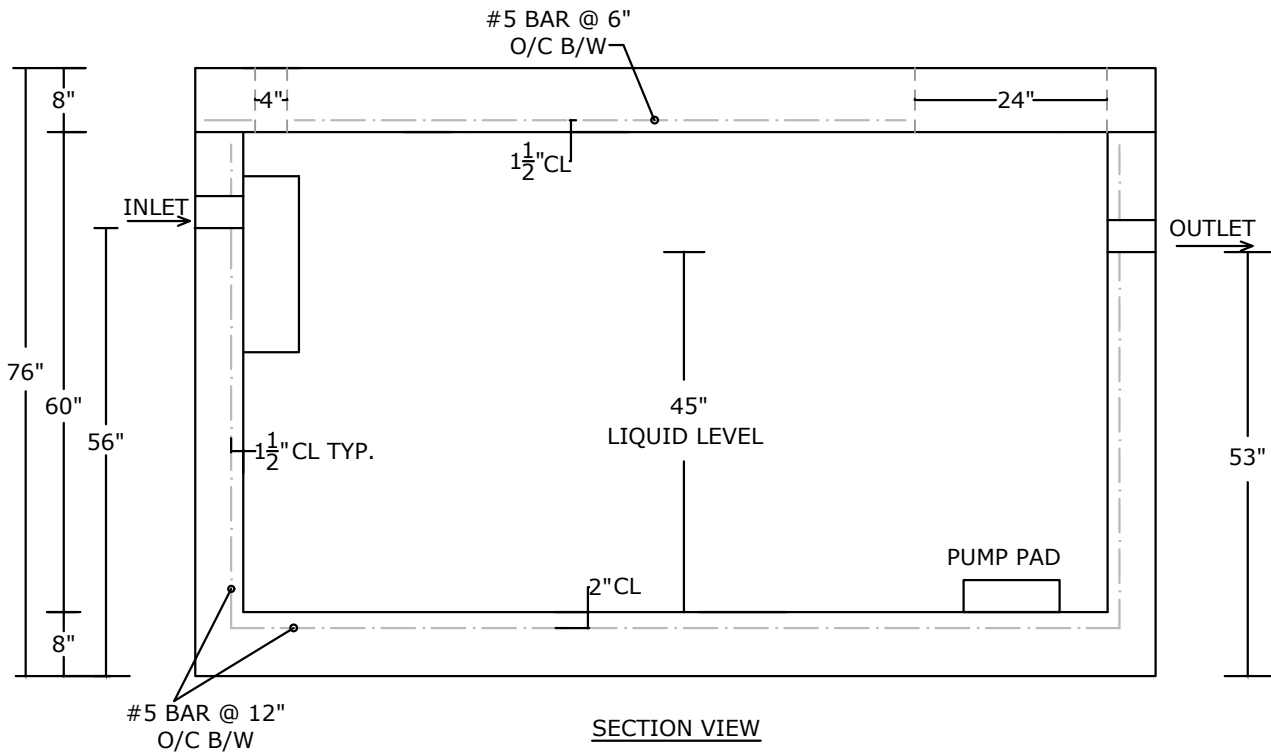
NOTES:

- LOAD RATING: HS-20
- CONCRETE 5,000 PSI @ 28 DAYS
- REINFORCING: AS SPECIFIED, GRADE 60 REBAR
- INTERIOR COATED 2 COATS OF APPROPRIATE SEALER
- PLASTIC BAFFLES, GAS DEFLECTOR- OUTLET
- OUTLET FILTER/SOLIDS RETAINER UPON REQUEST
- WEIGHT: 18,200 LBS. +/-
- WEIGHT OF LID: 4,800 LBS. +/-

PEERLESS CONCRETE PRODUCTS CO.		246 Main Street Butler, NJ 07405 973.838.3060p	
<i>SINCE 1959</i>		www.peerlessconcrete.com	
sales@peerlessconcrete.com			
1000 GALLON HEAVY DUTY RECTANGULAR SEPTIC TANK - 2 COMPARTMENT			
CUSTOMER:			
PROJECT:			
SCALE: N.T.S.	DATE: 2/2026	EST#:	A-26a



PLAN VIEW

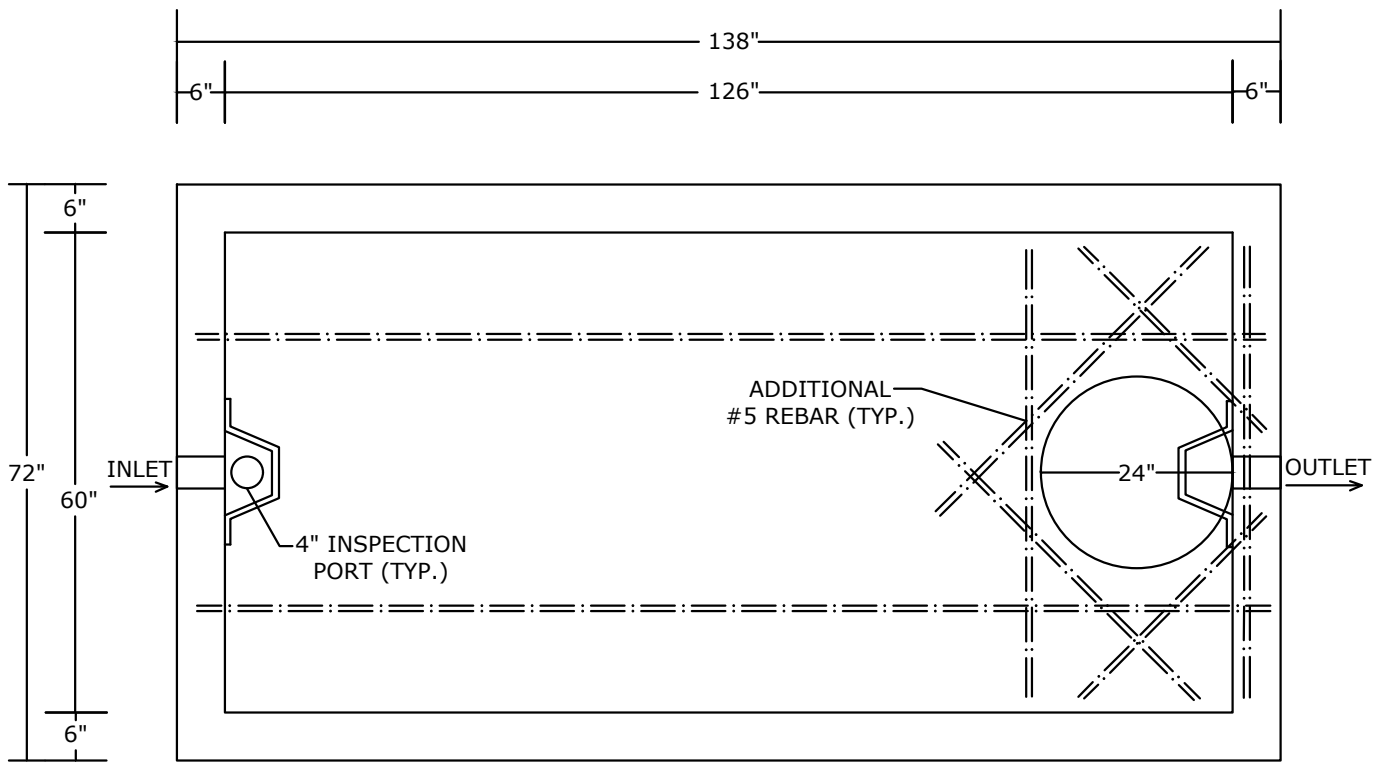


SECTION VIEW

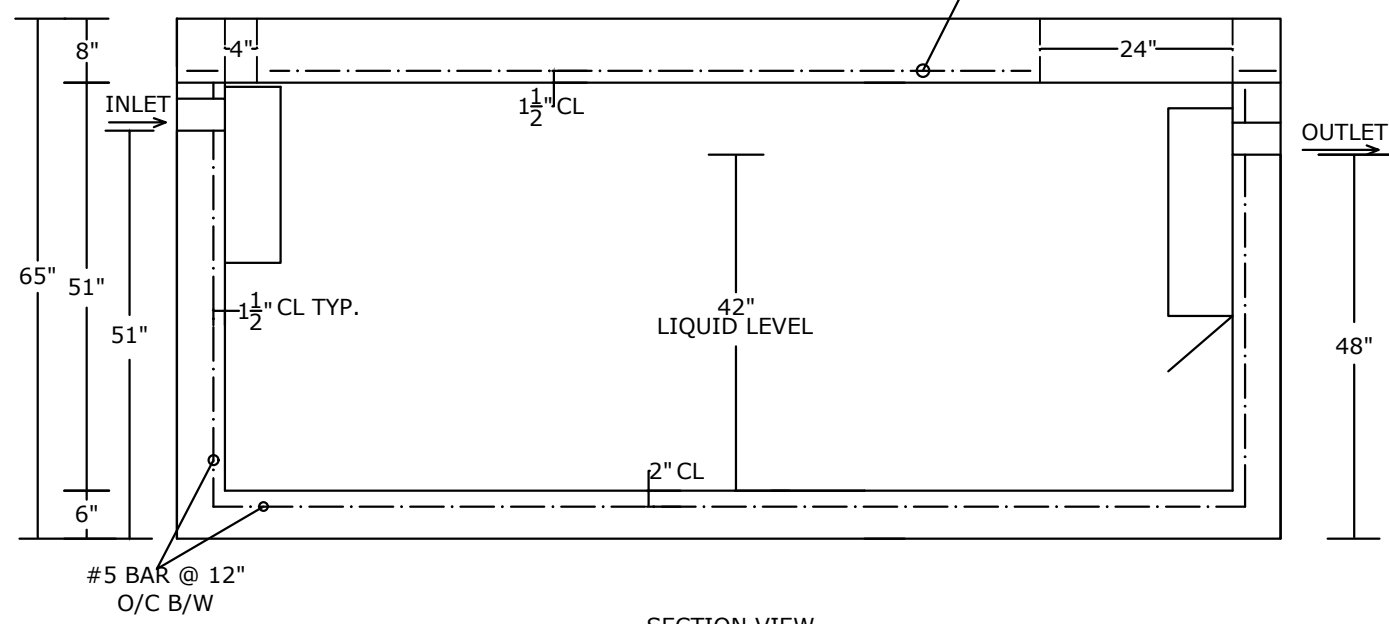
NOTES:

- LOAD RATING: HS-20
- CONCRETE 5,000 PSI @ 28 DAYS
- REINFORCING: AS SPECIFIED, GRADE 60 REBAR
- INTERIOR COATED 2 COATS OF APPROPRIATE SEALER
- PLASTIC BAFFLES, GAS DEFLECTOR- OUTLET
- OUTLET FILTER/SOLIDS RETAINER UPON REQUEST
- WEIGHT: 16,000 LBS.+/-
- WEIGHT OF LID: 5,000 LBS.+/-

PEERLESS CONCRETE PRODUCTS CO. SINCE 1959 sales@peerlessconcrete.com		246 Main Street Butler, NJ 07405 973.838.3060p	
		www.peerlessconcrete.com	
1000 GALLON HEAVY DUTY RECTANGULAR PUMP TANK			
CUSTOMER:			
PROJECT:			
SCALE: N.T.S.	DATE: 1/2025	EST#:	A-26b



PLAN VIEW

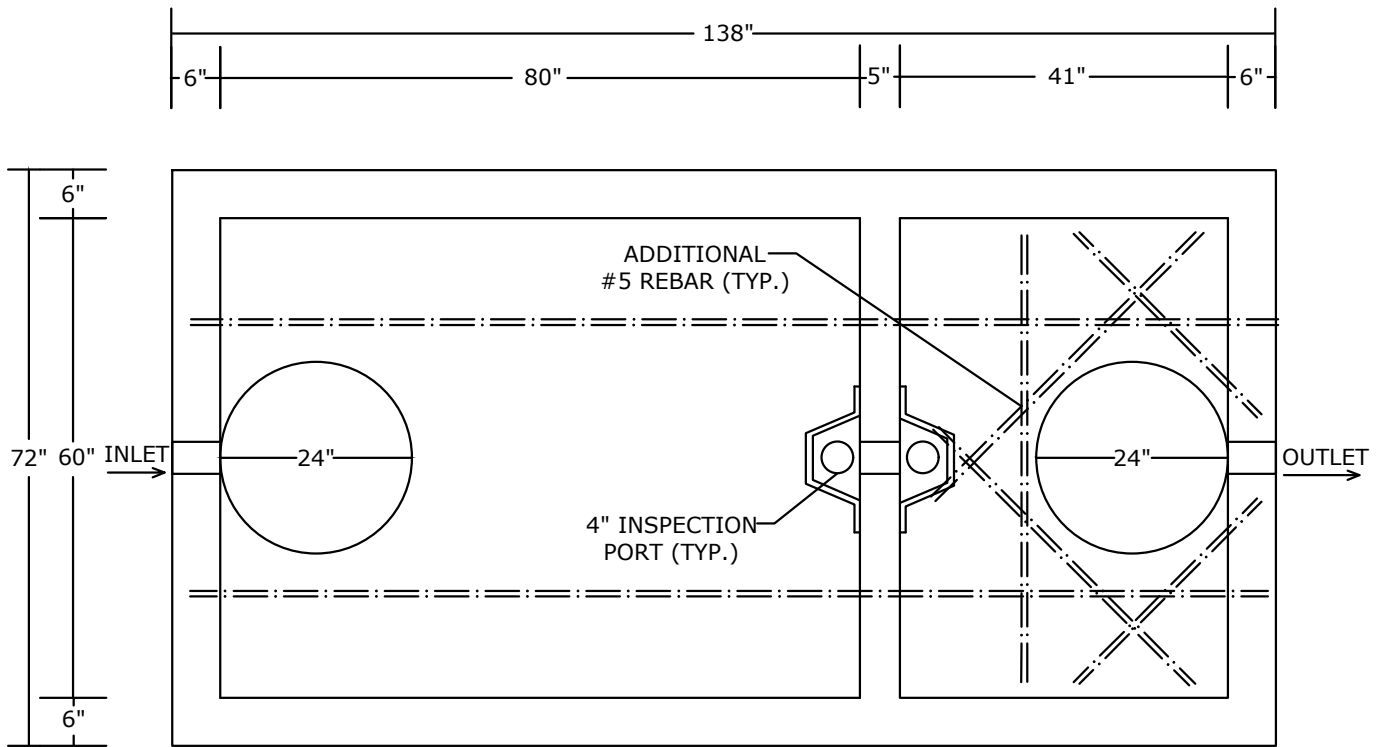


SECTION VIEW

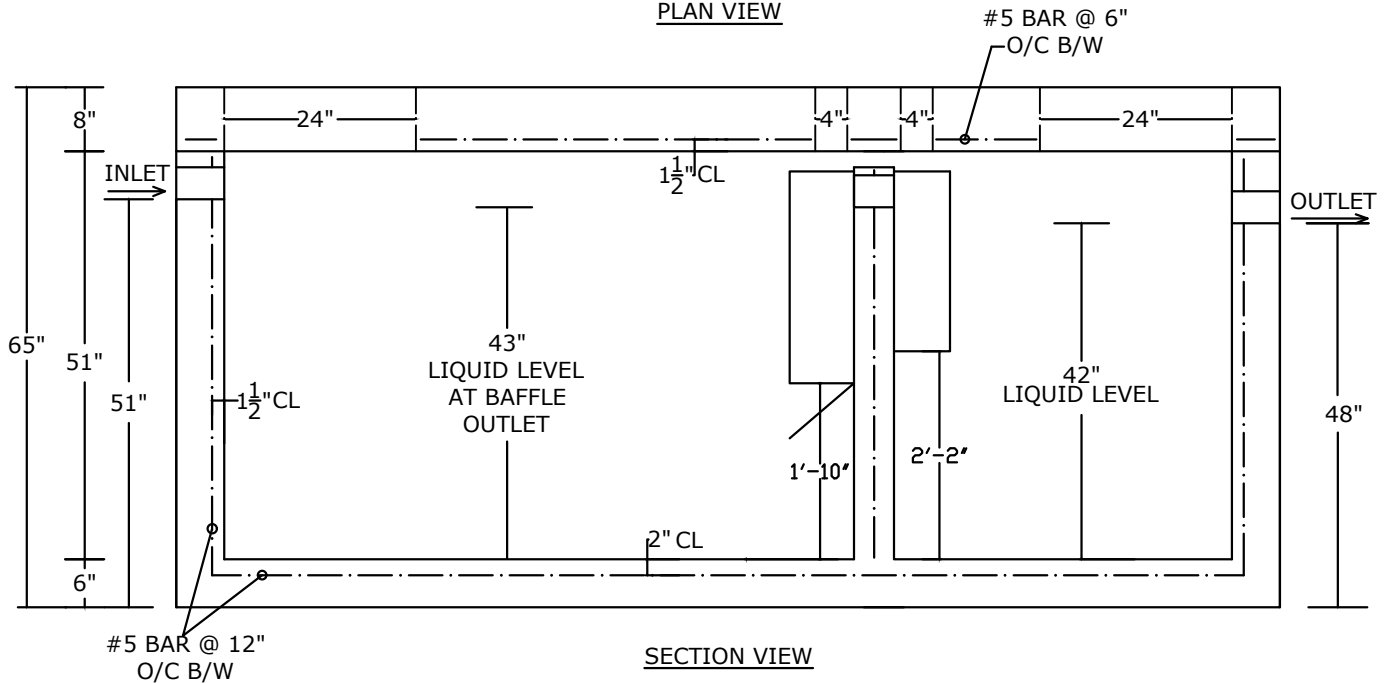
NOTES:

- LOAD RATING: HS-20
- CONCRETE 5,000 PSI @ 28 DAYS
- REINFORCING: AS SPECIFIED, GRADE 60 REBAR
- INTERIOR COATED 2 COATS OF APPROPRIATE SEALER
- PLASTIC BAFFLES, GAS DEFLECTOR- OUTLET
- OUTLET FILTER/SOLIDS RETAINER UPON REQUEST
- WEIGHT: 17,000 LBS. +/-
- WEIGHT OF LID: 9,000 LBS. +/-

PEERLESS CONCRETE PRODUCTS CO. SINCE 1959		246 Main Street Butler, NJ 07405 973.838.3060p	
		sales@peerlessconcrete.com www.peerlessconcrete.com	
1250 GALLON HEAVY DUTY RECTANGULAR SEPTIC TANK			
CUSTOMER:			
PROJECT:			
SCALE: N.T.S.	DATE: 1/2025	EST#:	A-27



PLAN VIEW

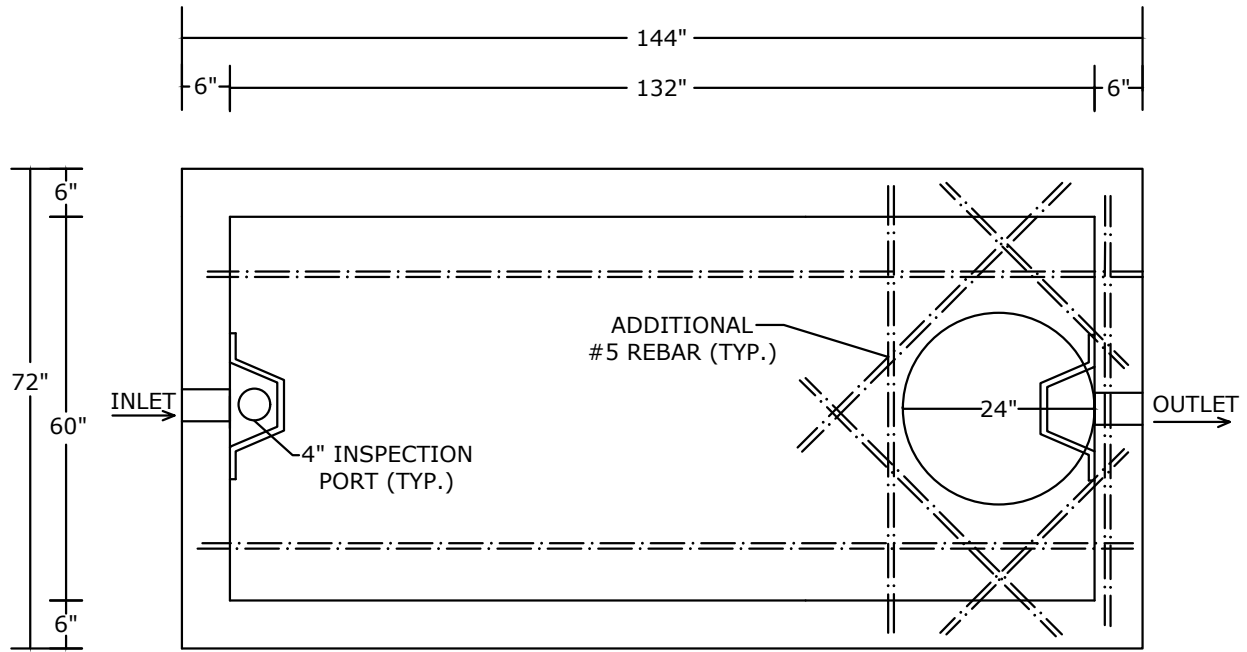


SECTION VIEW

NOTES:

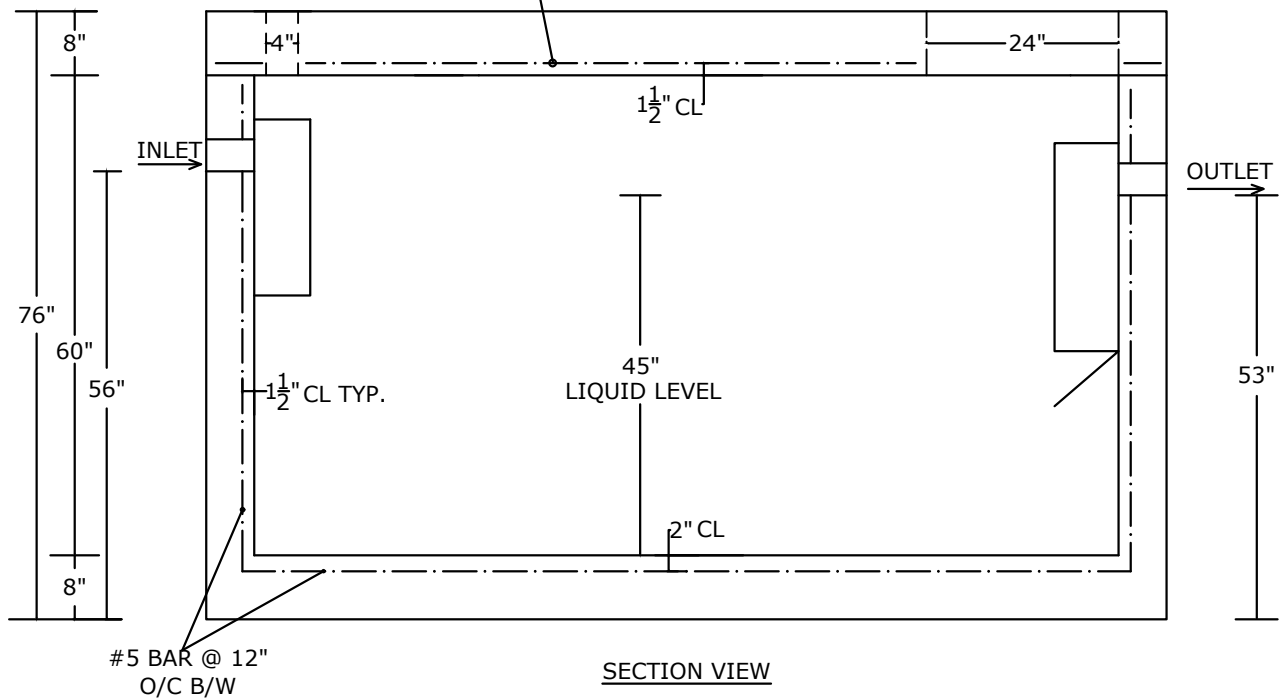
- LOAD RATING: HS-20
- CONCRETE 5,000 PSI @ 28 DAYS
- REINFORCING: AS SPECIFIED, GRADE 60 REBAR
- INTERIOR COATED 2 COATS OF APPROPRIATE SEALER
- PLASTIC BAFFLES, GAS DEFLECTOR- OUTLET
- OUTLET FILTER/SOLIDS RETAINER UPON REQUEST
- WEIGHT: 18,000 LBS.+/-
- WEIGHT OF LID: 9,000 LBS.+/-

PEERLESS CONCRETE PRODUCTS CO.		246 Main Street Butler, NJ 07405 973.838.3060p	
<i>SINCE 1959</i>		www.peerlessconcrete.com	
sales@peerlessconcrete.com		www.peerlessconcrete.com	
1250 GALLON HEAVY DUTY RECTANGULAR SEPTIC TANK (2 COMPARTMENT)			
CUSTOMER:			
PROJECT:			
SCALE: N.T.S.	DATE: 1/2025	EST#:	A-28



#5 BAR @ 6" O/C B/W

PLAN VIEW

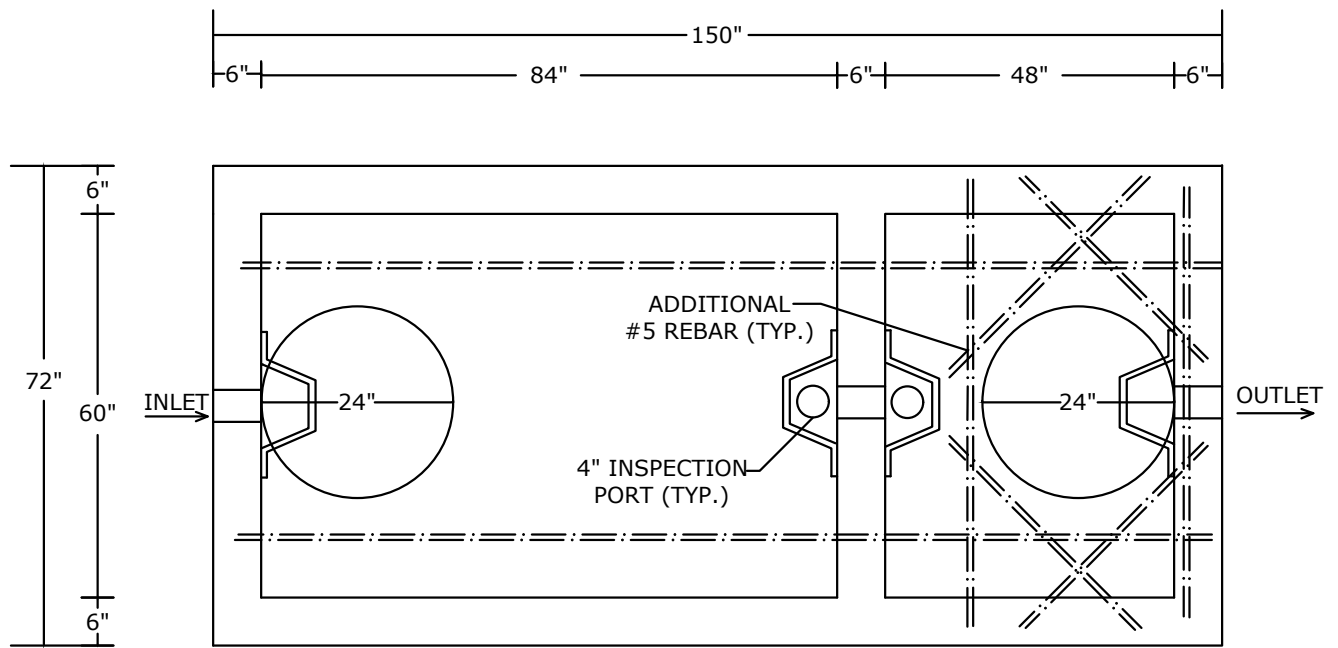


SECTION VIEW

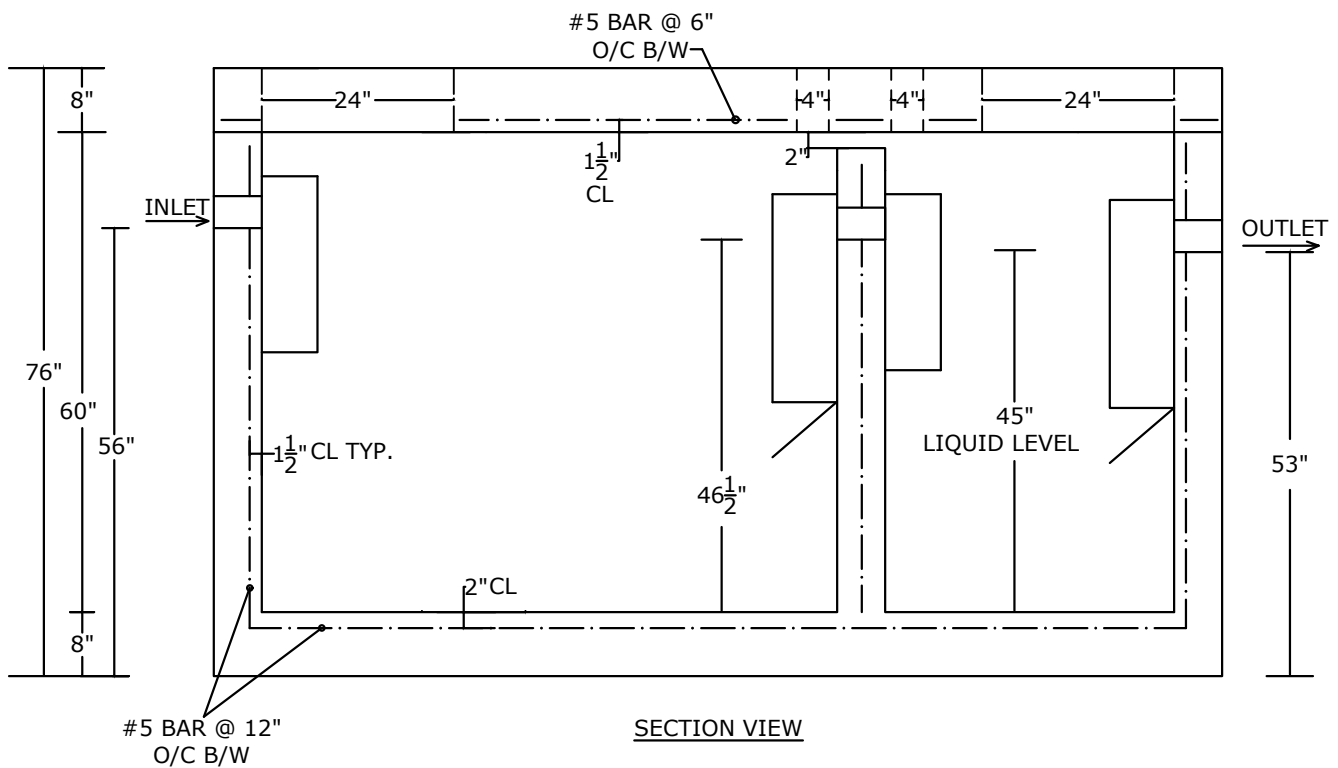
NOTES:

- LOAD RATING: HS-20
- CONCRETE 5,000 PSI @ 28 DAYS
- REINFORCING: AS SPECIFIED, GRADE 60 REBAR
- INTERIOR COATED 2 COATS OF APPROPRIATE SEALER
- PLASTIC BAFFLES, GAS DEFLECTOR- OUTLET
- OUTLET FILTER/SOLIDS RETAINER UPON REQUEST
- WEIGHT: 20,000 LBS.+/-
- WEIGHT OF LID: 8,000 LBS.+/-

PEERLESS CONCRETE PRODUCTS CO.		246 Main Street Butler, NJ 07405 973.838.3060p	
SINCE 1959		www.peerlessconcrete.com	
sales@peerlessconcrete.com		www.peerlessconcrete.com	
1500 GALLON HEAVY DUTY RECTANGULAR SEPTIC TANK			
CUSTOMER:			
PROJECT:			
SCALE: N.T.S.	DATE: 1/2025	EST#:	A-29



PLAN VIEW



SECTION VIEW

NOTES:

- LOAD RATING: HS-20
- CONCRETE 5,000 PSI @ 28 DAYS
- REINFORCING: AS SPECIFIED, GRADE 60 REBAR
- INTERIOR COATED 2 COATS OF APPROPRIATE SEALER
- PLASTIC BAFFLES, GAS DEFLECTOR- OUTLET
- OUTLET FILTER/SOLIDS RETAINER UPON REQUEST
- WEIGHT: 23,000 LBS. +/-
- WEIGHT OF LID: 8,000 LBS. +/-

PEERLESS CONCRETE PRODUCTS CO.

SINCE 1959

246 Main Street
Butler, NJ 07405
973.838.3060p

sales@peerlessconcrete.com

www.peerlessconcrete.com

1500 GALLON HEAVY DUTY RECTANGULAR SEPTIC TANK (2 COMPARTMENT)

CUSTOMER:

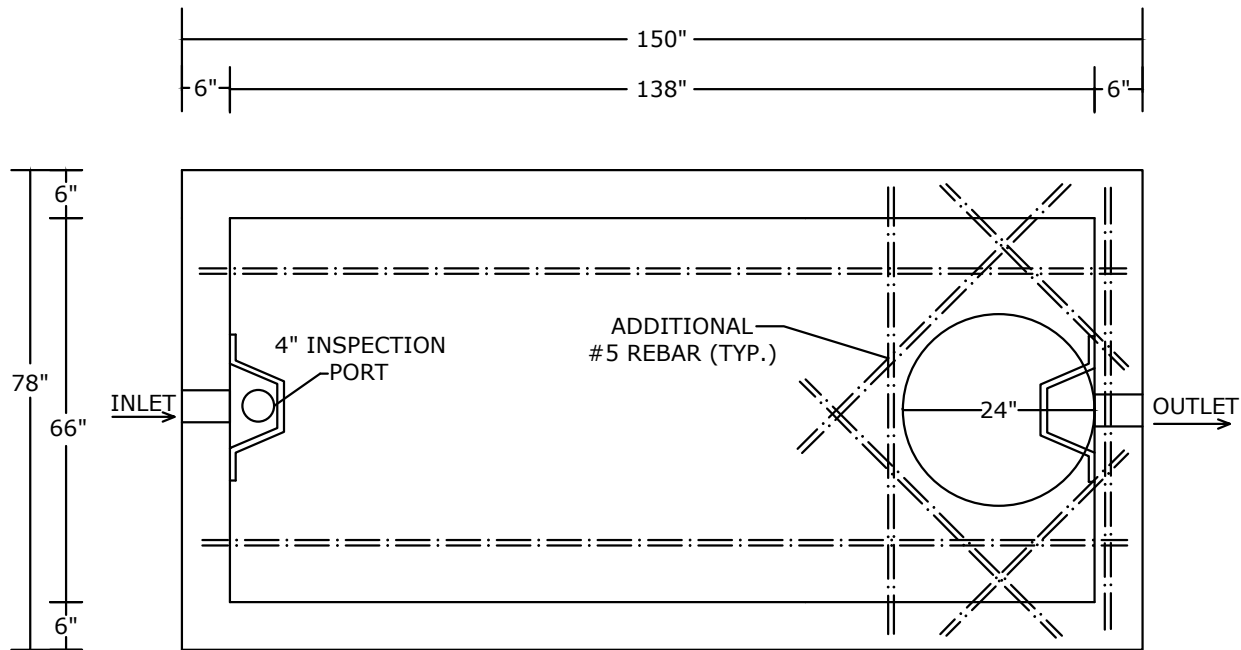
PROJECT:

SCALE: N.T.S.

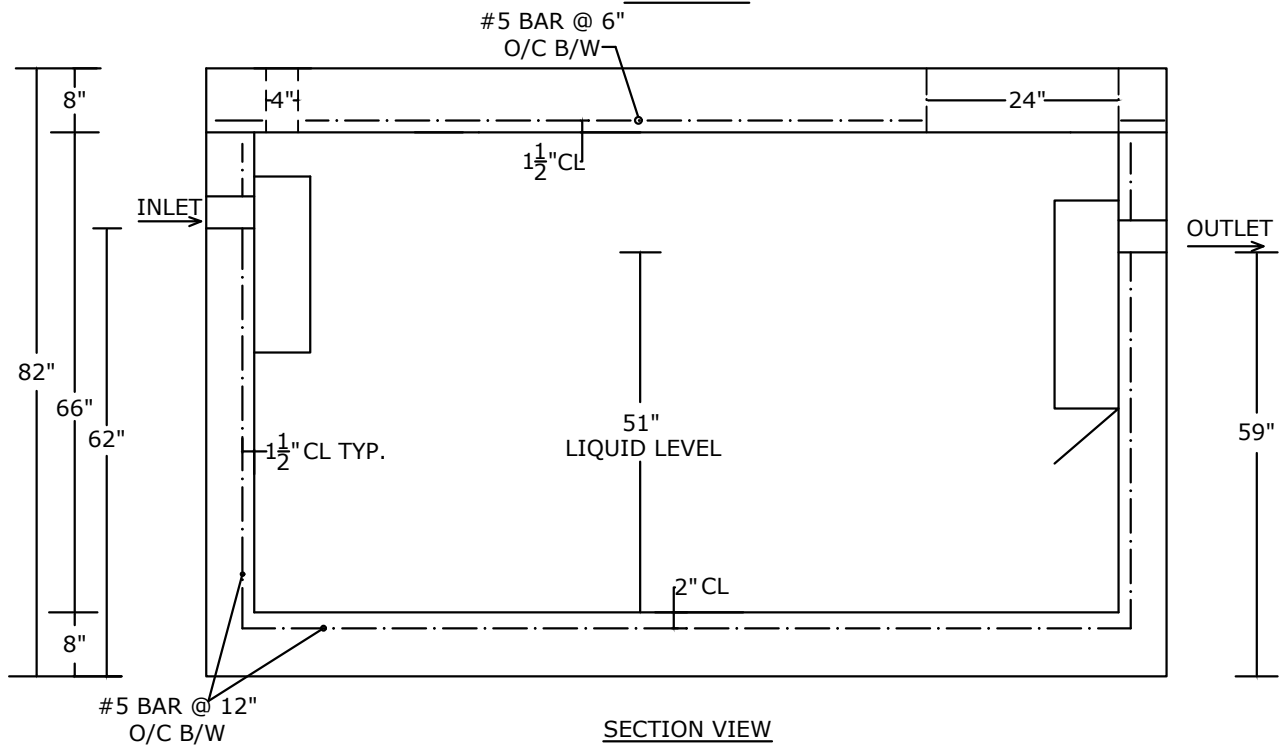
DATE: 1/2025

EST#:

A-30



PLAN VIEW

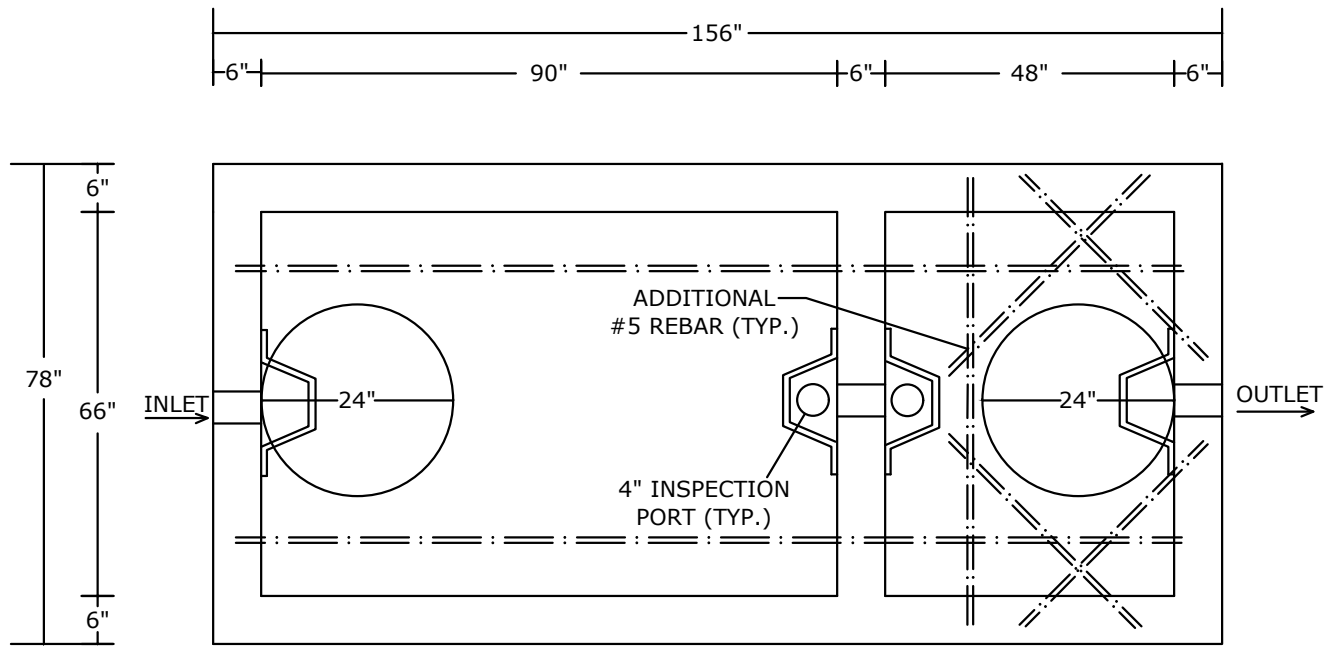


SECTION VIEW

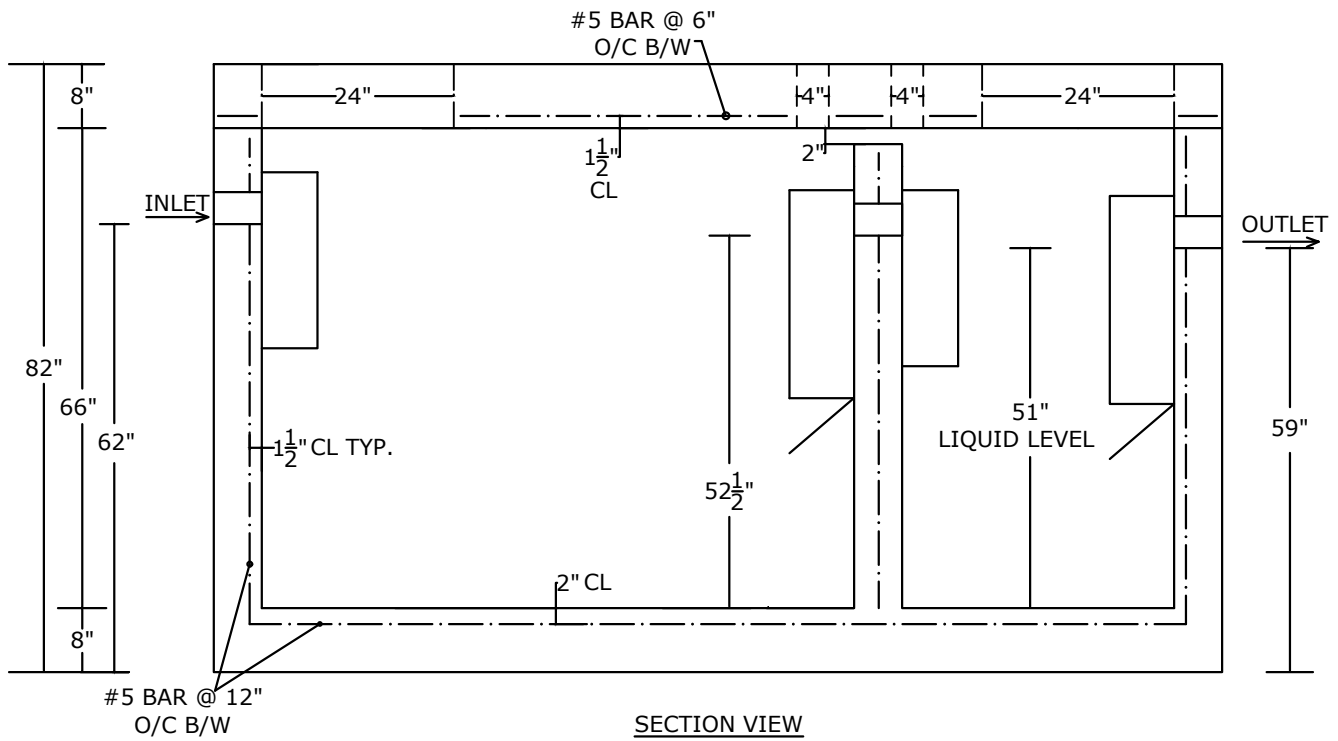
NOTES:

- LOAD RATING: HS-20
- CONCRETE 5,000 PSI @ 28 DAYS
- REINFORCING: AS SPECIFIED, GRADE 60 REBAR
- INTERIOR COATED 2 COATS OF APPROPRIATE SEALER
- PLASTIC BAFFLES, GAS DEFLECTOR- OUTLET
- OUTLET FILTER/SOLIDS RETAINER UPON REQUEST
- WEIGHT: 23,000 LBS.+/-
- WEIGHT OF LID: 11,000 LBS.+/-

PEERLESS CONCRETE PRODUCTS CO. SINCE 1959		246 Main Street Butler, NJ 07405 973.838.3060p	
		sales@peerlessconcrete.com www.peerlessconcrete.com	
2000 GALLON HEAVY DUTY RECTANGULAR SEPTIC TANK			
CUSTOMER:			
PROJECT:			
SCALE: N.T.S.	DATE: 1/2025	EST#:	A-31



PLAN VIEW

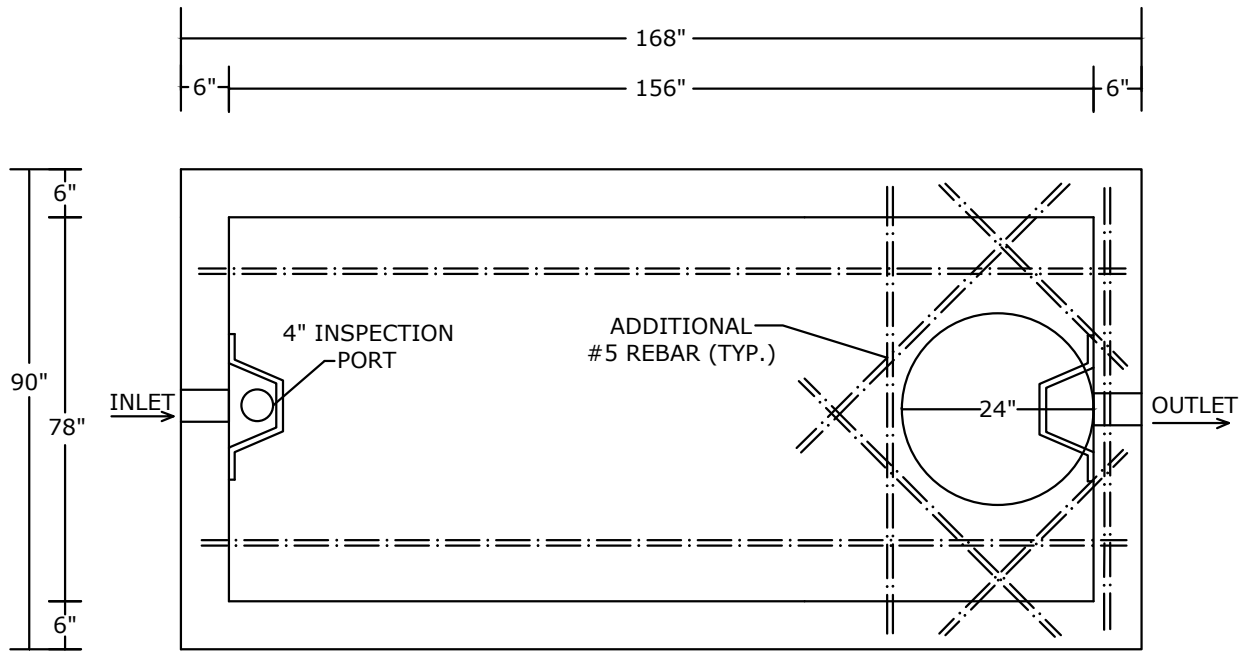


SECTION VIEW

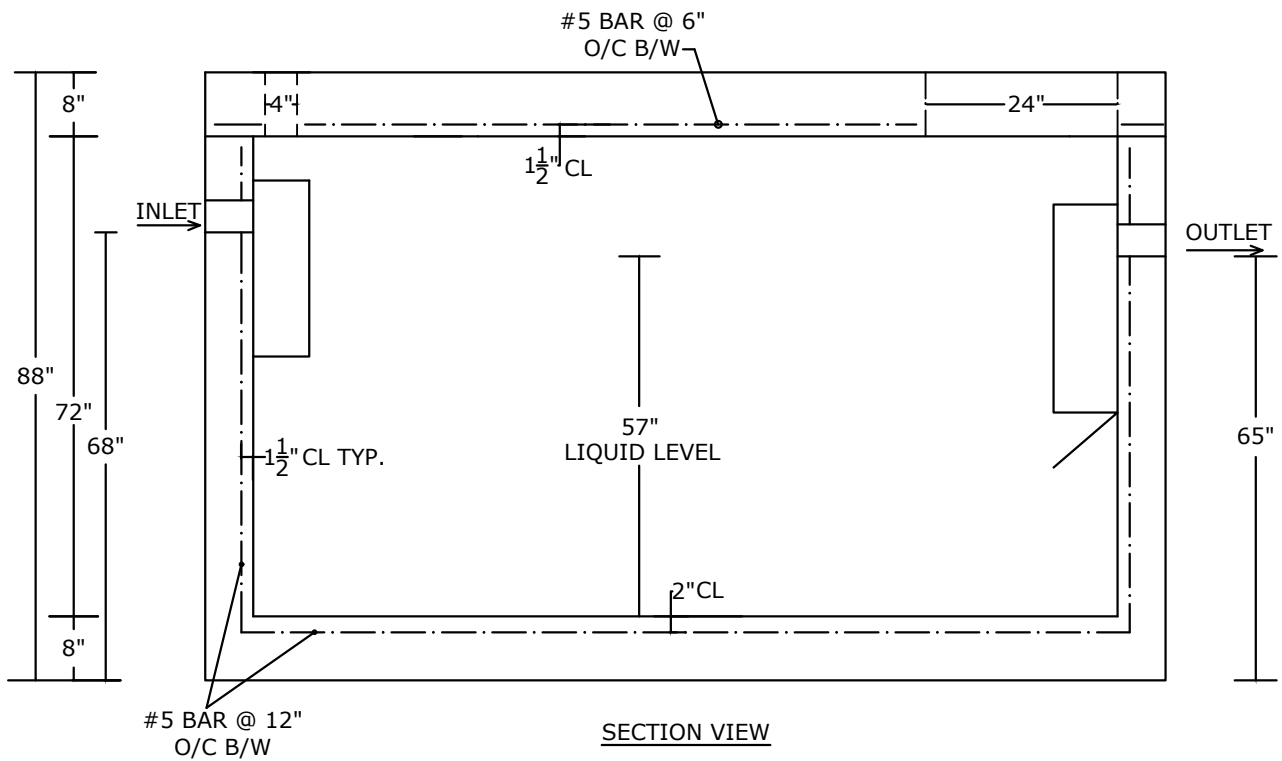
NOTES:

- LOAD RATING: HS-20
- CONCRETE 5,000 PSI @ 28 DAYS
- REINFORCING: AS SPECIFIED, GRADE 60 REBAR
- INTERIOR COATED 2 COATS OF APPROPRIATE SEALER
- PLASTIC BAFFLES, GAS DEFLECTOR- OUTLET
- OUTLET FILTER/SOLIDS RETAINER UPON REQUEST
- WEIGHT: 26,000 LBS. +/-
- WEIGHT OF LID: 11,000 LBS. +/-

PEERLESS CONCRETE PRODUCTS CO. SINCE 1959		246 Main Street Butler, NJ 07405 973.838.3060p	
		sales@peerlessconcrete.com www.peerlessconcrete.com	
2000 GALLON HEAVY DUTY RECTANGULAR SEPTIC TANK (2 COMPARTMENT)			
CUSTOMER:			
PROJECT:			
SCALE: N.T.S.	DATE: 1/2025	EST#:	A-32



PLAN VIEW

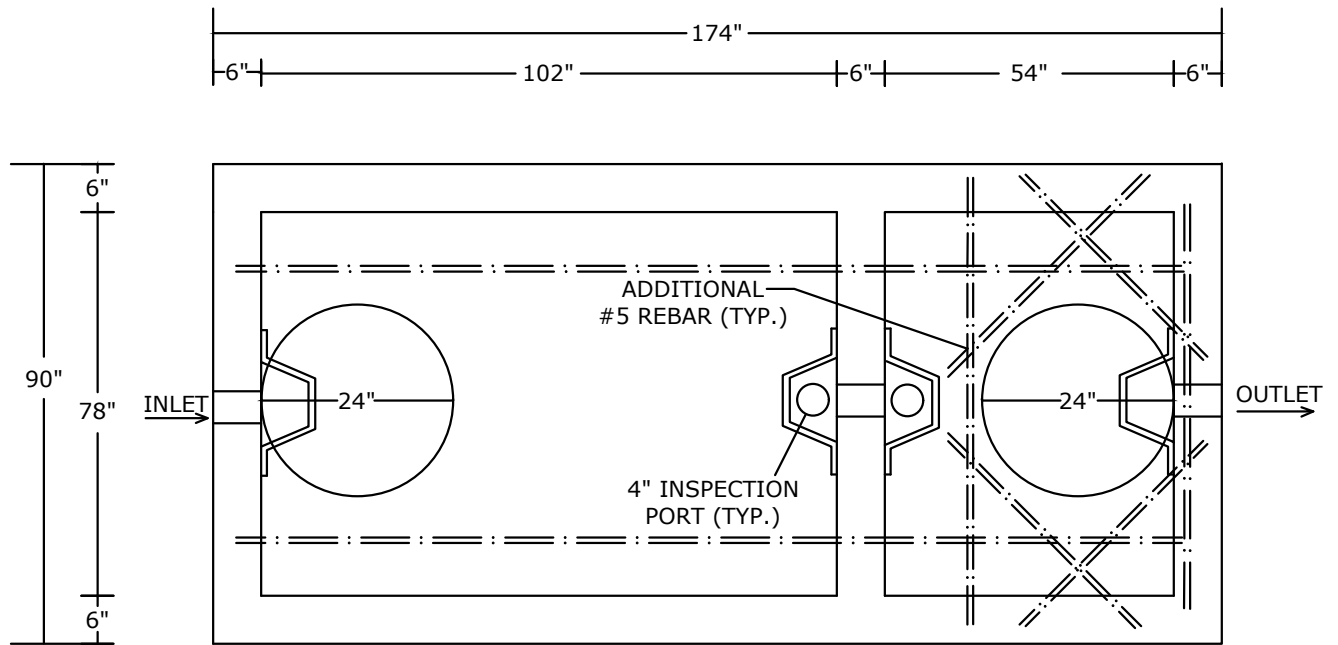


SECTION VIEW

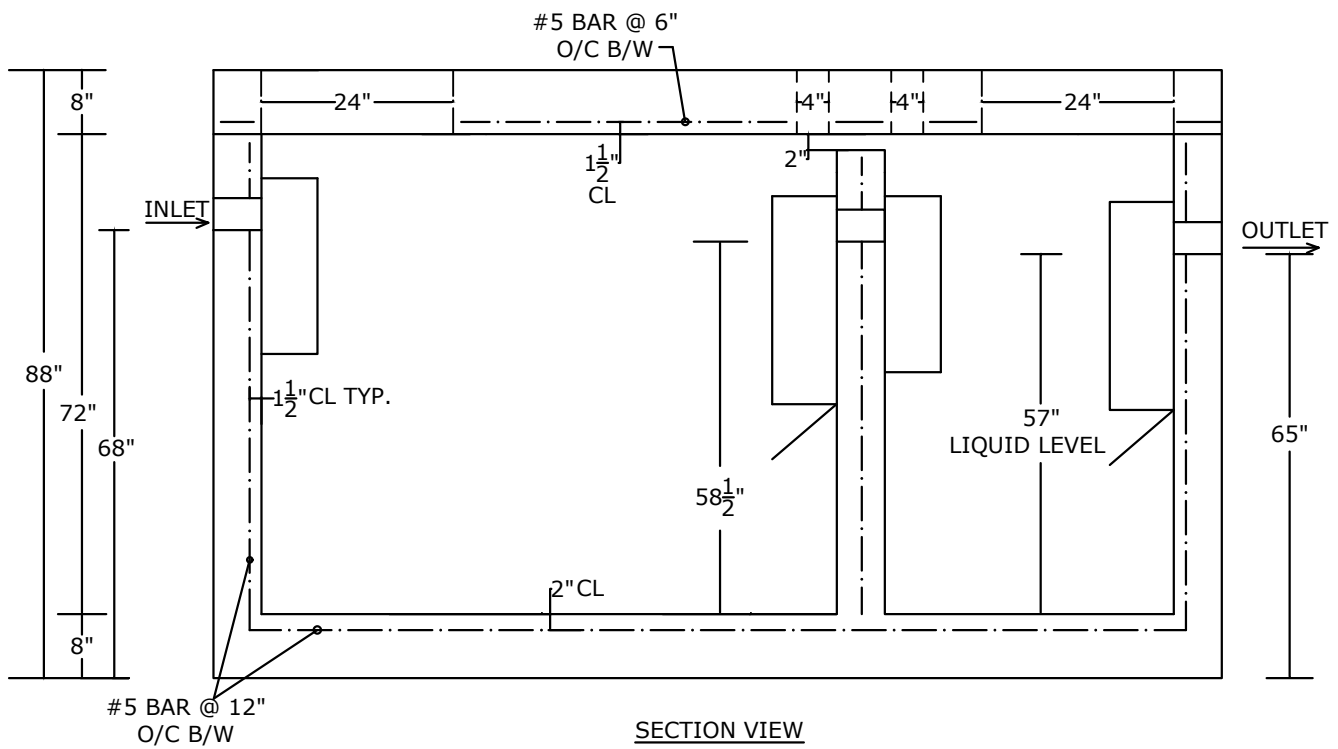
NOTES:

- LOAD RATING: HS-20
- CONCRETE 5,000 PSI @ 28 DAYS
- REINFORCING: AS SPECIFIED, GRADE 60 REBAR
- INTERIOR COATED 2 COATS OF APPROPRIATE SEALER
- PLASTIC BAFFLES, GAS DEFLECTOR- OUTLET
- OUTLET FILTER/SOLIDS RETAINER UPON REQUEST
- WEIGHT: 30,000 LBS.+/-
- WEIGHT OF LID: 11,000 LBS.+/-

PEERLESS CONCRETE PRODUCTS CO. SINCE 1959		246 Main Street Butler, NJ 07405 973.838.3060p	
		sales@peerlessconcrete.com www.peerlessconcrete.com	
3000 GALLON HEAVY DUTY RECTANGULAR SEPTIC TANK			
CUSTOMER:			
PROJECT:			
SCALE: N.T.S.	DATE: 1/2025	EST#:	A-33



PLAN VIEW

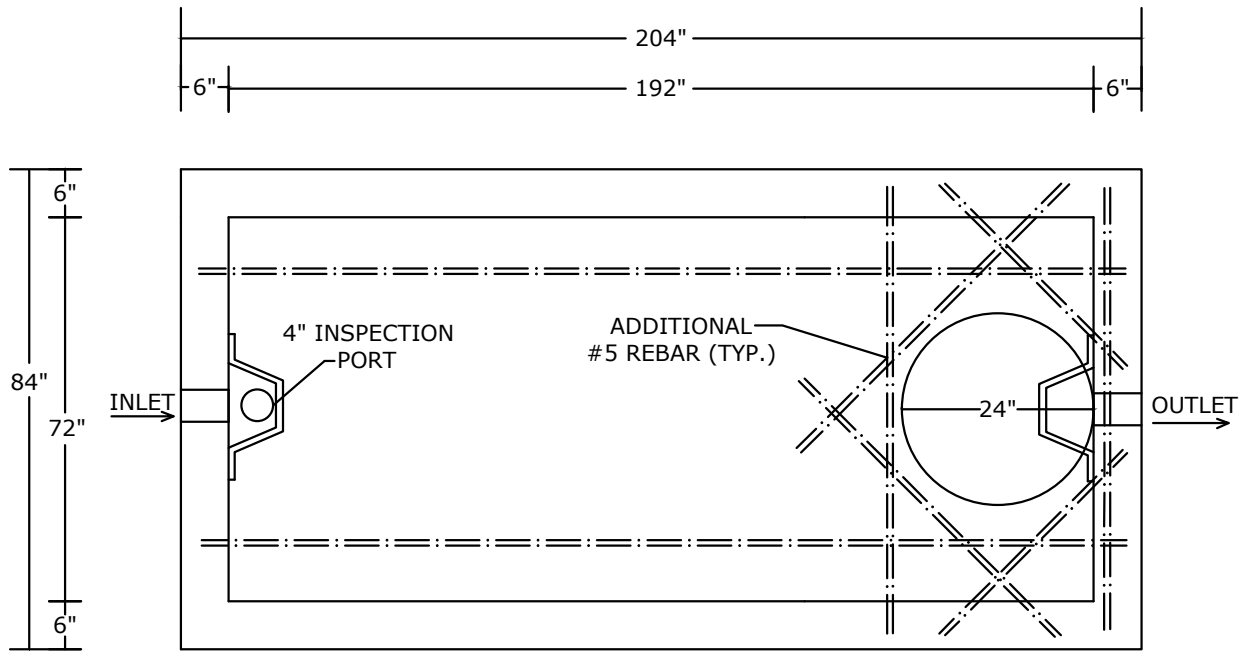


SECTION VIEW

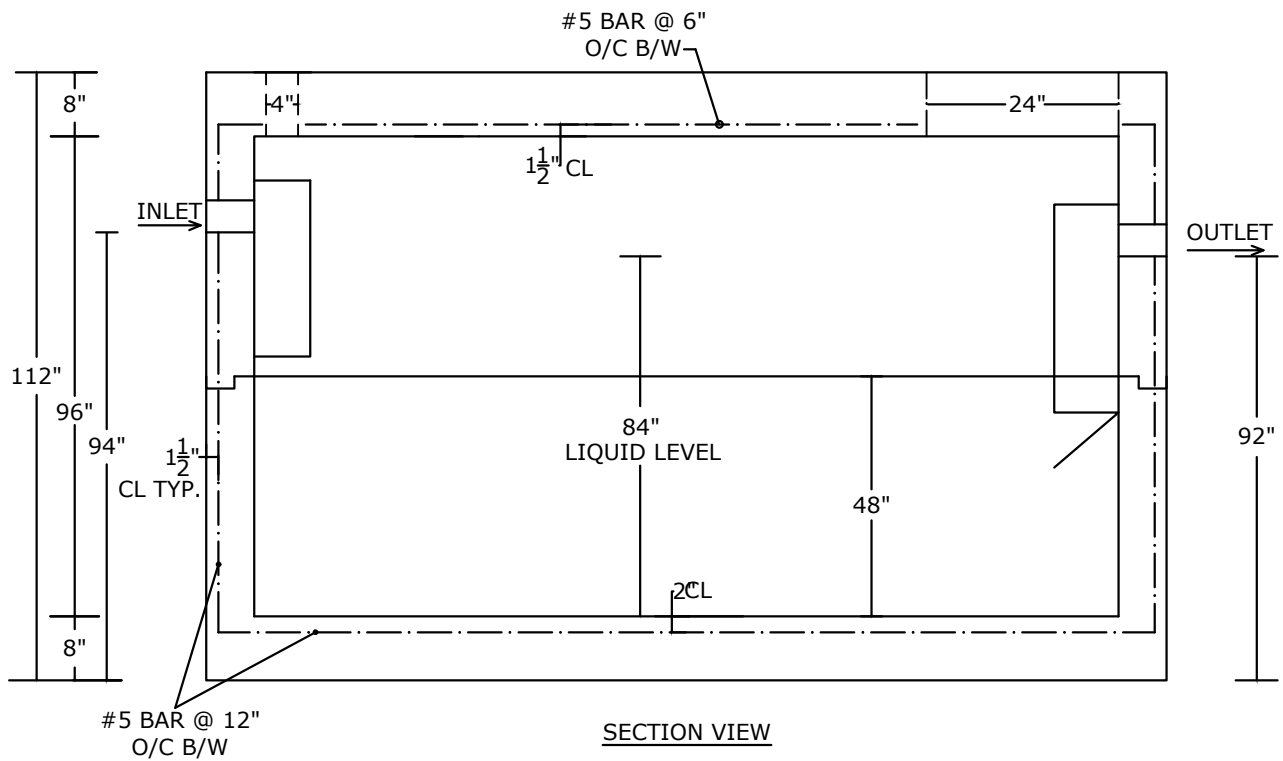
NOTES:

- LOAD RATING: HS-20
- CONCRETE 5,000 PSI @ 28 DAYS
- REINFORCING: AS SPECIFIED, GRADE 60 REBAR
- INTERIOR COATED 2 COATS OF APPROPRIATE SEALER
- PLASTIC BAFFLES, GAS DEFLECTOR- OUTLET
- OUTLET FILTER/SOLIDS RETAINER UPON REQUEST
- WEIGHT: 33,000 LBS. +/-
- WEIGHT OF LID: 11,000 LBS. +/-

PEERLESS CONCRETE PRODUCTS CO. SINCE 1959		246 Main Street Butler, NJ 07405 973.838.3060p	
		sales@peerlessconcrete.com www.peerlessconcrete.com	
3000 GALLON HEAVY DUTY RECTANGULAR SEPTIC TANK (2 COMPARTMENT)			
CUSTOMER:			
PROJECT:			
SCALE: N.T.S.	DATE: 1/2025	EST#:	A-34



PLAN VIEW

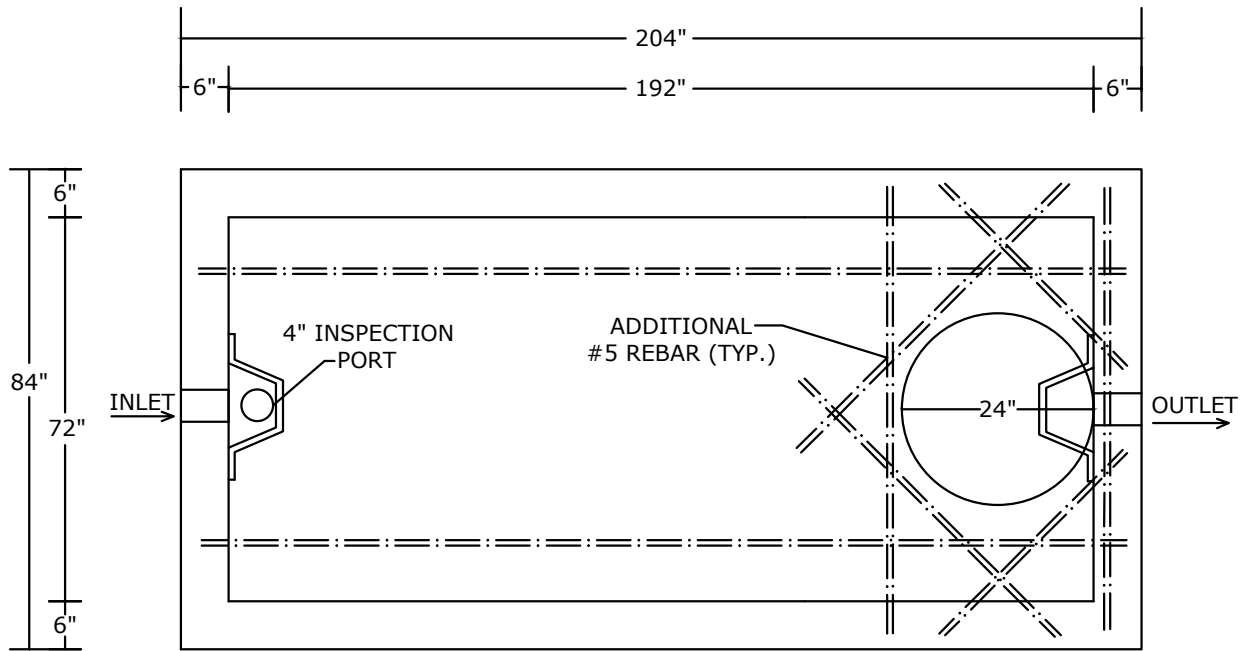


SECTION VIEW

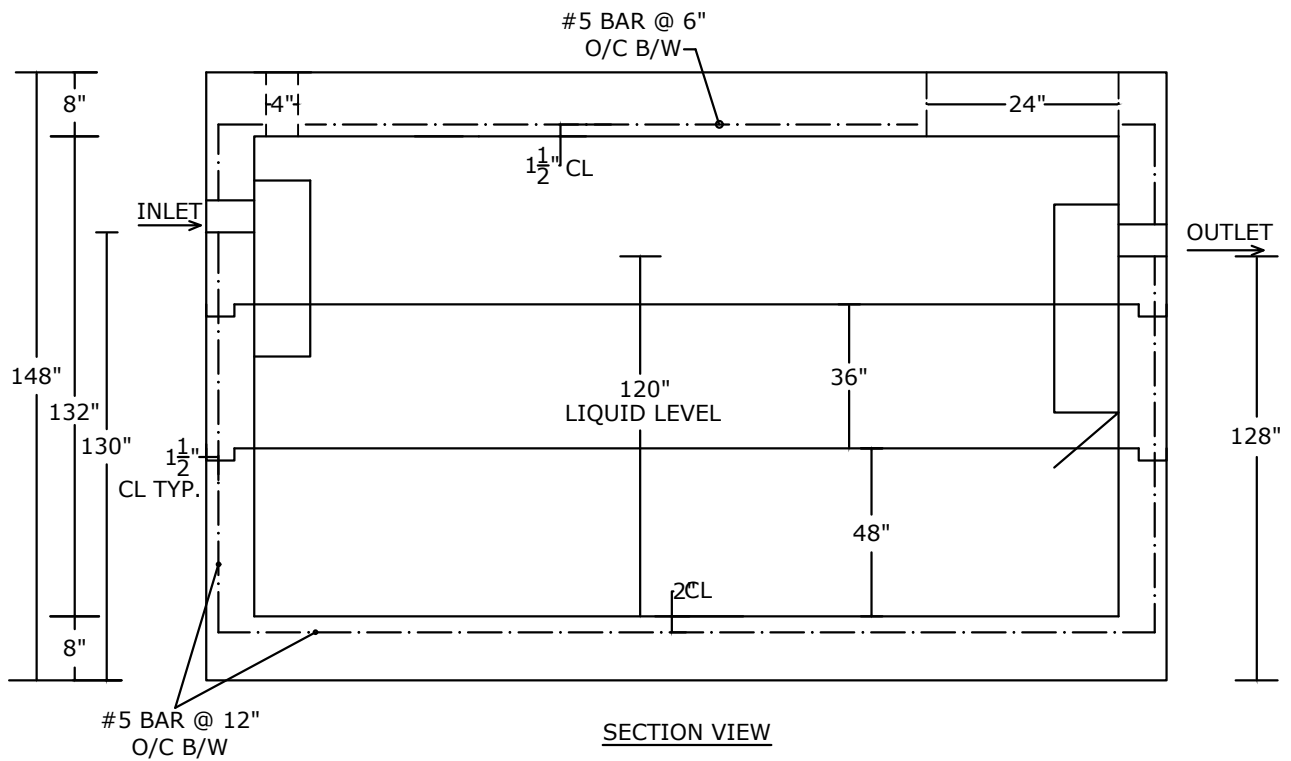
NOTES:

- LOAD RATING: HS-20 (8" BASE & TOP) *SHOWN*
NON-TRAFFIC (6" BASE & TOP)
- CONCRETE 5,000 PSI @ 28 DAYS
- REINFORCING: AS SPECIFIED, GRADE 60 REBAR
- INTERIOR COATED 2 COATS OF APPROPRIATE SEALER
- PLASTIC BAFFLES, GAS DEFLECTOR-OUTLET
- OUTLET FILTER/SOLIDS RETAINER UPON REQUEST
- 6" SLIDE-IN BAFFLE WALL AVAILABLE UPON REQUEST
- WEIGHT PER HALF: 25,000 LBS. +/-

PEERLESS CONCRETE PRODUCTS CO.		246 Main Street Butler, NJ 07405 973.838.3060p	
SINCE 1959		www.peerlessconcrete.com	
sales@peerlessconcrete.com		www.peerlessconcrete.com	
5000 GALLON HEAVY DUTY RECTANGULAR SINGLE OR DUAL COMP. SEPTIC TANK			
CUSTOMER:			
PROJECT:			
SCALE: N.T.S.	DATE: 1/2025	EST#:	A-35



PLAN VIEW

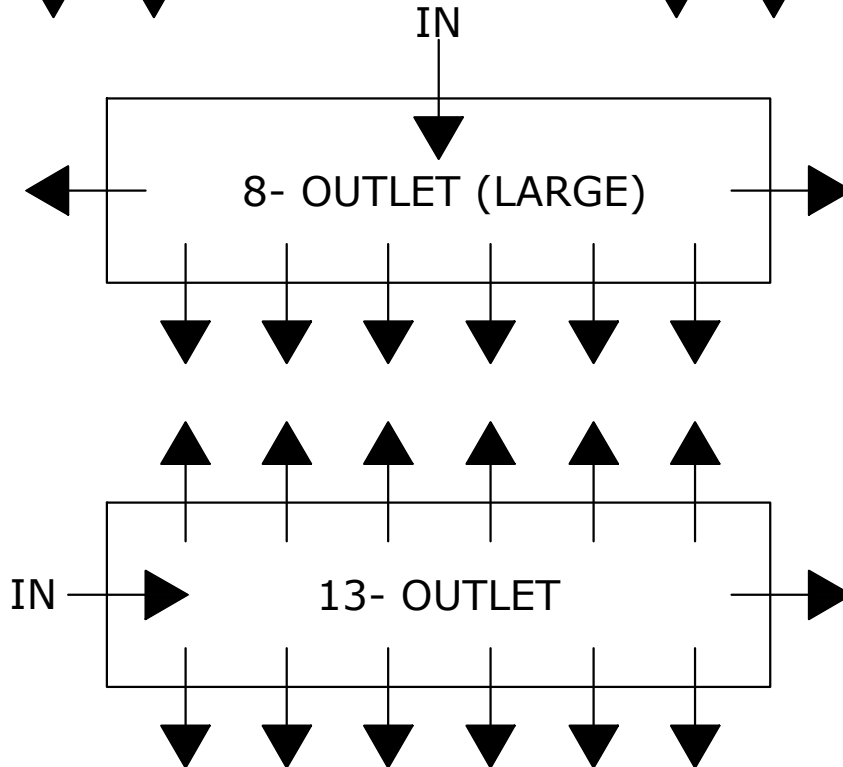
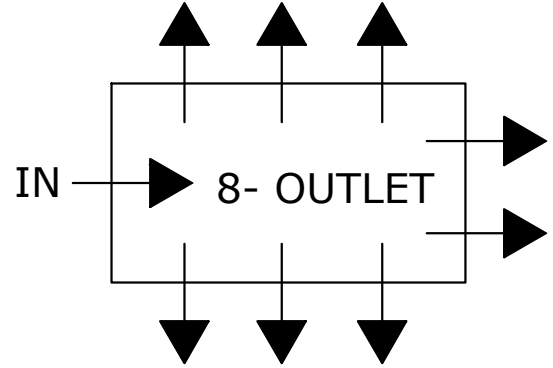
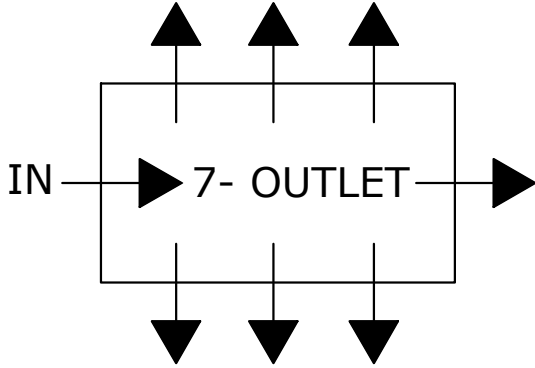
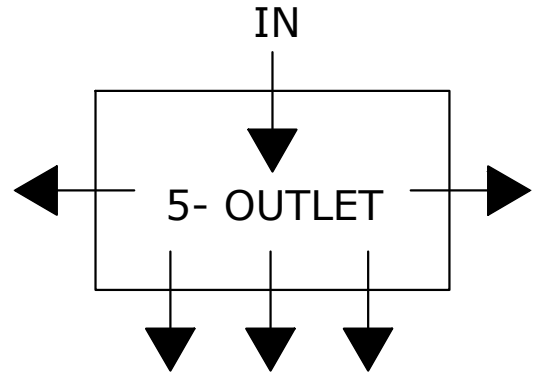
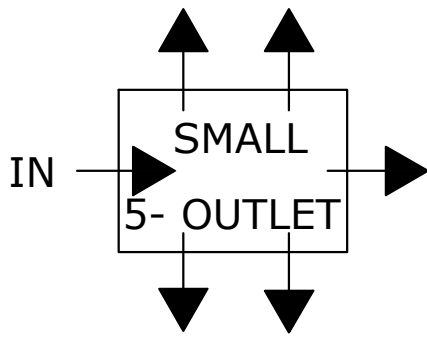


SECTION VIEW

NOTES:

- LOAD RATING: HS-20 (8" BASE & TOP) *SHOWN*
NON-TRAFFIC (6" BASE & TOP)
- CONCRETE 5,000 PSI @ 28 DAYS
- REINFORCING: AS SPECIFIED, GRADE 60 REBAR
- INTERIOR COATED 2 COATS OF APPROPRIATE SEALER
- PLASTIC BAFFLES, GAS DEFLECTOR-OUTLET
- OUTLET FILTER/SOLIDS RETAINER UPON REQUEST
- 6" SLIDE-IN BAFFLE WALL AVAILABLE UPON REQUEST
- MONO-BASE & MONO-TOP: 25,000 LBS.+/- EA.
- MID-RISER: 10,350 LBS.+/-

PEERLESS CONCRETE PRODUCTS CO. SINCE 1959		246 Main Street Butler, NJ 07405 973.838.3060p	
		sales@peerlessconcrete.com www.peerlessconcrete.com	
7000 GALLON HEAVY DUTY RECTANGULAR SINGLE OR DUAL COMP. SEPTIC TANK			
CUSTOMER:			
PROJECT:			
SCALE: N.T.S.	DATE: 1/2025	EST#:	A-36

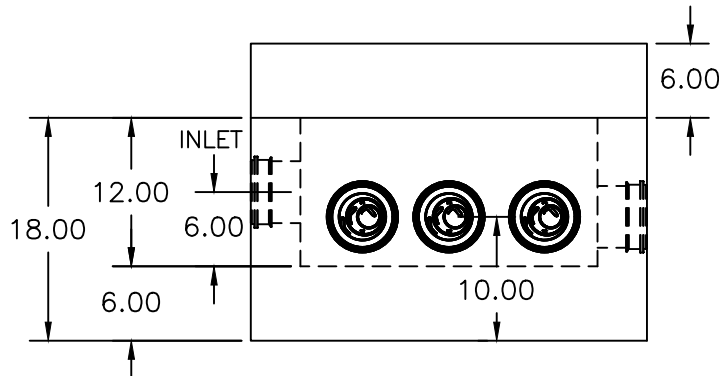
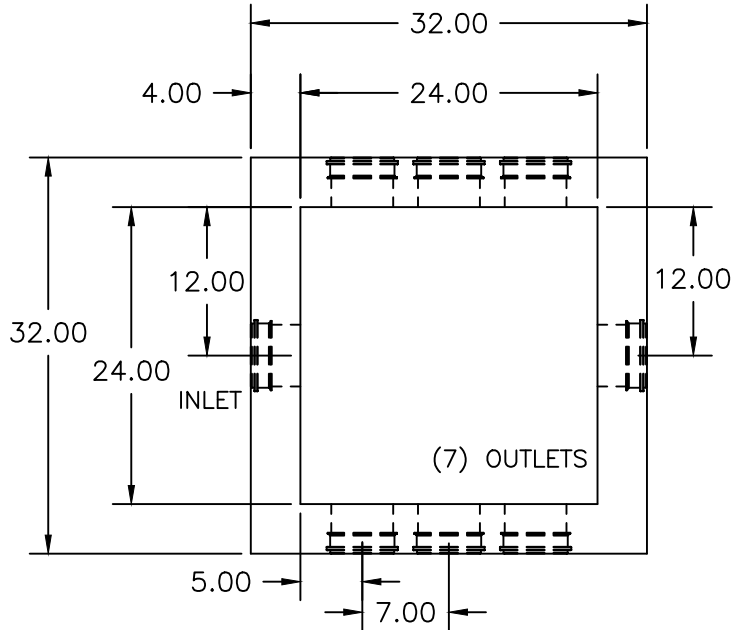


NOTES:
- 4" PIPE SEALS

PEERLESS CONCRETE PRODUCTS CO. SINCE 1959		246 Main Street Butler, NJ 07405 973.838.3060p	
sales@peerlessconcrete.com		www.peerlessconcrete.com	
DISTRIBUTION BOX GUIDE			
CUSTOMER:			
PROJECT:			
SCALE: N.T.S.	DATE: 1/2025	EST#:	A-37

NOTES:

1. TRAFFIC BEARING – MAXIMUM EARTH COVER 5’.
2. MINIMUM CONCRETE STRENGTH = 4,500 PSI @ 28 DAYS.
3. REINFORCING PER ASTM A185 MIN. ½” COVER.
4. REINFORCEMENT: #4 REBAR TOP & BOTTOM.
5. FIBER MIX IN WALLS.



FRANKLIN PRECAST
 20 PARK DRIVE
 FRANKLIN, NEW JERSEY 07416
 www.franklinprecast.com

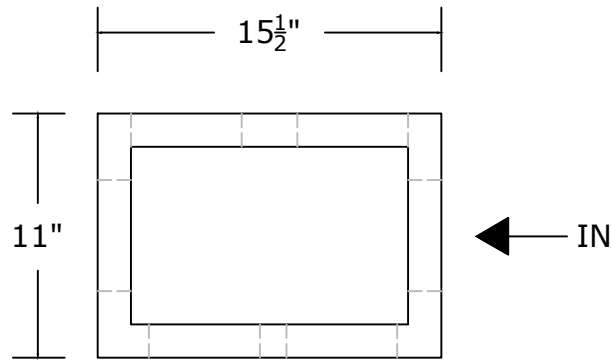
pH: (973) 827-7563
 Fax: (973) 827-4746
 sales@franklinprecast.com



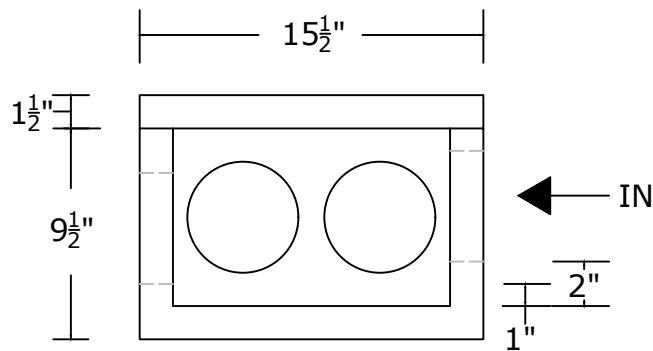
DESCRIPTION:
 FRANKLIN PRECAST – DISTRIBUTION BOX
 8 HOLE DISTRIBUTION BOX

SCALE: NOT TO SCALE	DRAWN BY: AK	PART # D-BOX
DATE: 6/1/2023	CHECK BY: AY	8 HOLES

THIS DRAWING IS THE PROPRIETARY PROPERTY OF FRANKLIN PRECAST. REPRODUCTION, DISCLOSURE OR USE OF ANY PART OF THIS DRAWING OR ANY INFORMATION THEREIN IS EXPRESSLY PROHIBITED WITHOUT PRIOR WRITTEN CONSENT OF FRANKLIN PRECAST.



PLAN VIEW



SECTION VIEW

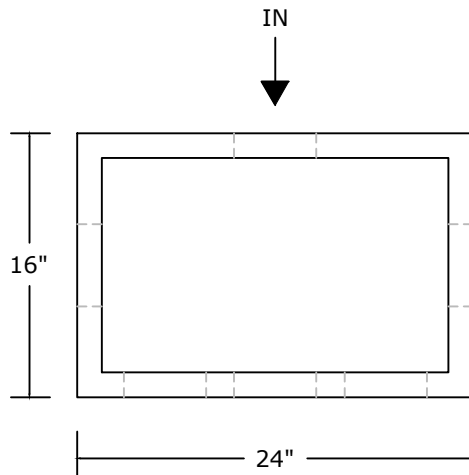
IMAGE 1



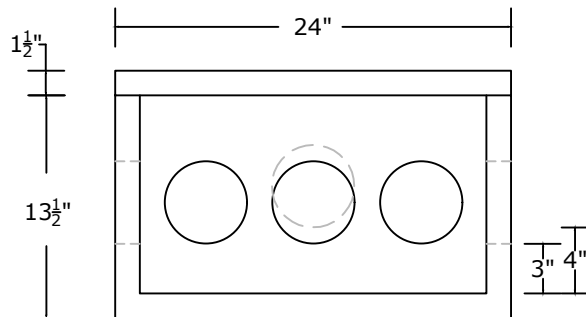
NOTES:

- CONCRETE 5,000 PSI @ 28 DAYS
- NOT DESIGNED FOR TRAFFIC BEARING APPLICATIONS
- WATERTIGHT PLASTIC SEALS TO ACCOMMODATE 4" PIPE (SEE IMAGE 1)
- INTENDED USE IN SEPTIC INSTALLATIONS

PEERLESS CONCRETE PRODUCTS CO.		246 Main Street Butler, NJ 07405 973.838.3060p	
<i>SINCE 1959</i>			
sales@peerlessconcrete.com		www.peerlessconcrete.com	
5 OUTLET SMALL DISTRIBUTION BOX			
CUSTOMER:			
PROJECT:			
SCALE: N.T.S.	DATE: 1/2025	EST#:	A-38




PLAN VIEW



SECTION VIEW

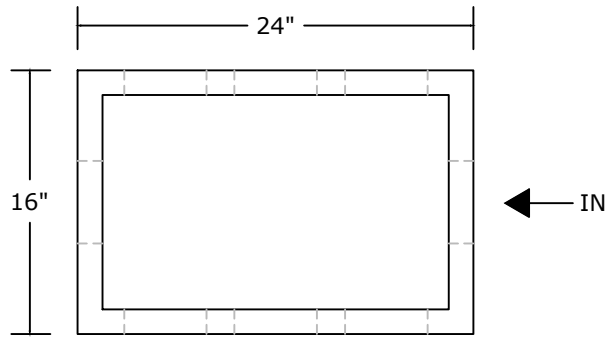
IMAGE 1



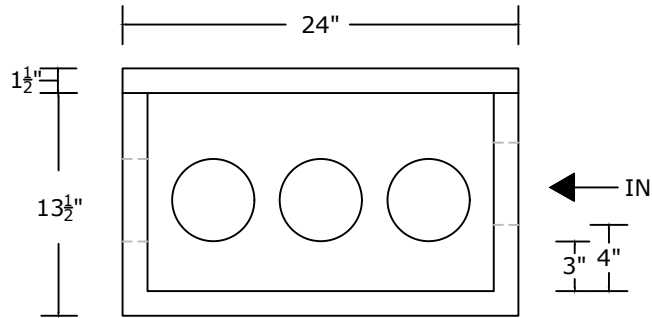
NOTES:

- CONCRETE 5,000 PSI @ 28 DAYS
- NOT DESIGNED FOR TRAFFIC BEARING APPLICATIONS
- WATERTIGHT PLASTIC SEALS TO ACCOMMODATE 4" PIPE (SEE IMAGE 1)
- INTENDED USE IN SEPTIC INSTALLATIONS

PEERLESS CONCRETE PRODUCTS CO. SINCE 1959		246 Main Street Butler, NJ 07405 973.838.3060p	
		sales@peerlessconcrete.com	
5 OUTLET DISTRIBUTION BOX			
CUSTOMER:			
PROJECT:			
SCALE: N.T.S.	DATE: 1/2025	EST#:	A-39




PLAN VIEW



SECTION VIEW

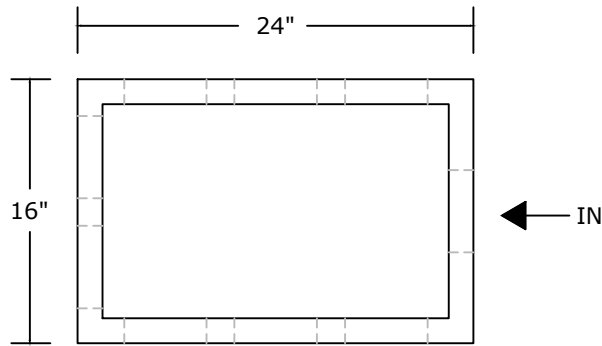
IMAGE 1



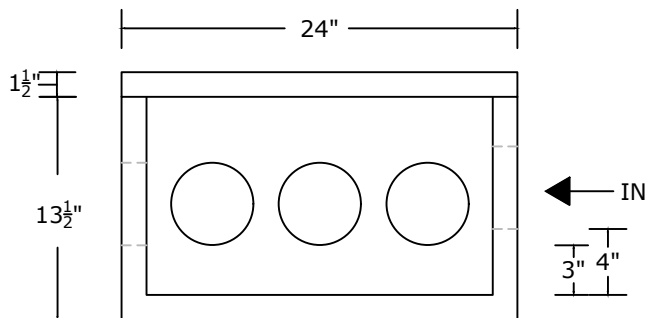
NOTES:

- CONCRETE 5,000 PSI @ 28 DAYS
- NOT DESIGNED FOR TRAFFIC BEARING APPLICATIONS
- WATERTIGHT PLASTIC SEALS TO ACCOMMODATE 4" PIPE (SEE IMAGE 1)
- INTENDED USE IN SEPTIC INSTALLATIONS

PEERLESS CONCRETE PRODUCTS CO.		246 Main Street Butler, NJ 07405 973.838.3060p	
<i>SINCE 1959</i>		www.peerlessconcrete.com	
sales@peerlessconcrete.com		www.peerlessconcrete.com	
7 OUTLET DISTRIBUTION BOX			
CUSTOMER:			
PROJECT:			
SCALE: N.T.S.	DATE: 1/2025	EST#:	A-40




PLAN VIEW



SECTION VIEW

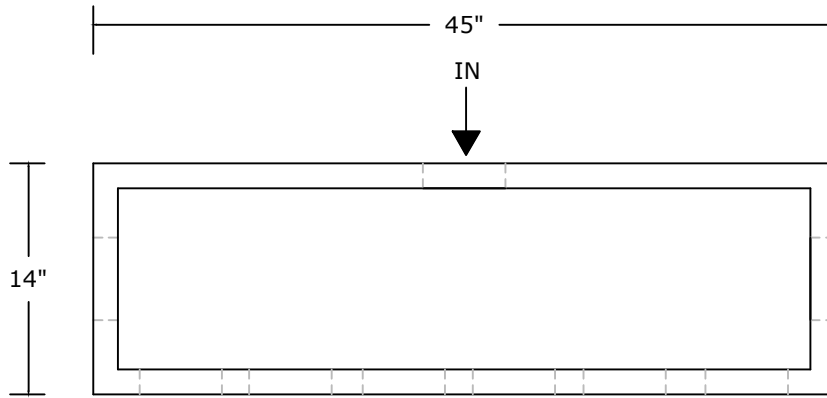
IMAGE 1



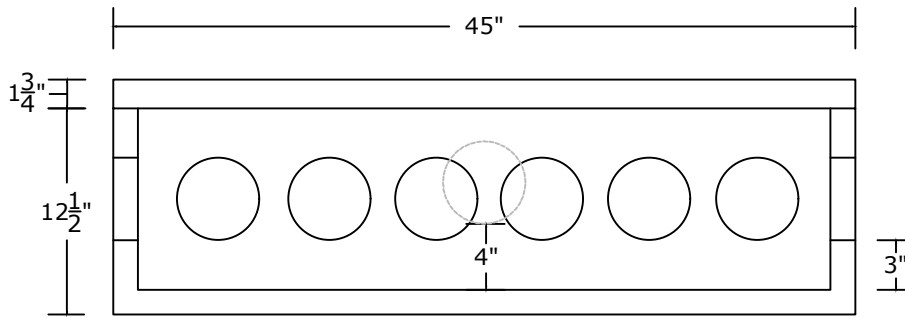
NOTES:

- CONCRETE 5,000 PSI @ 28 DAYS
- NOT DESIGNED FOR TRAFFIC BEARING APPLICATIONS
- WATERTIGHT PLASTIC SEALS TO ACCOMMODATE 4" PIPE (SEE IMAGE 1)
- INTENDED USE IN SEPTIC INSTALLATIONS

PEERLESS CONCRETE PRODUCTS CO.		246 Main Street Butler, NJ 07405 973.838.3060p	
<i>SINCE 1959</i>		www.peerlessconcrete.com	
sales@peerlessconcrete.com		www.peerlessconcrete.com	
8 OUTLET DISTRIBUTION BOX			
CUSTOMER:			
PROJECT:			
SCALE: N.T.S.	DATE: 1/2025	EST#:	A-41




PLAN VIEW



SECTION VIEW

IMAGE 1



NOTES:

- CONCRETE 5,000 PSI @ 28 DAYS
- NOT DESIGNED FOR TRAFFIC BEARING APPLICATIONS
- WATERTIGHT PLASTIC SEALS TO ACCOMMODATE 4" PIPE (SEE IMAGE 1)
- INTENDED USE IN SEPTIC INSTALLATIONS

PEERLESS CONCRETE PRODUCTS CO.

SINCE 1959

sales@peerlessconcrete.com

246 Main Street
Butler, NJ 07405
973.838.3060p

www.peerlessconcrete.com

8 OUTLET LARGE DISTRIBUTION BOX

CUSTOMER:

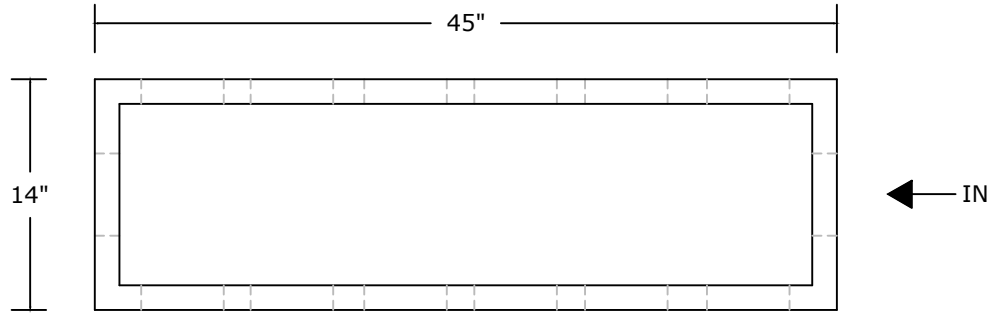
PROJECT:

SCALE: N.T.S.

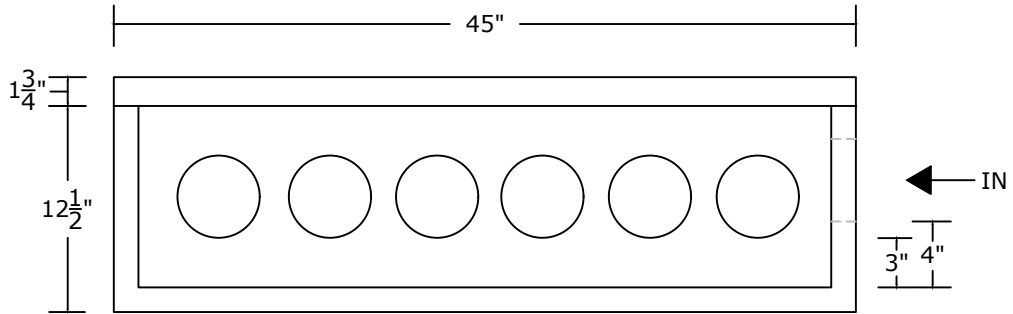
DATE: 1/2025

EST#:

A-42




PLAN VIEW



SECTION VIEW

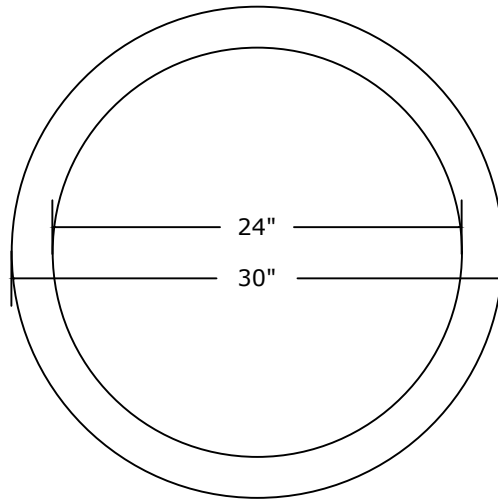
IMAGE 1



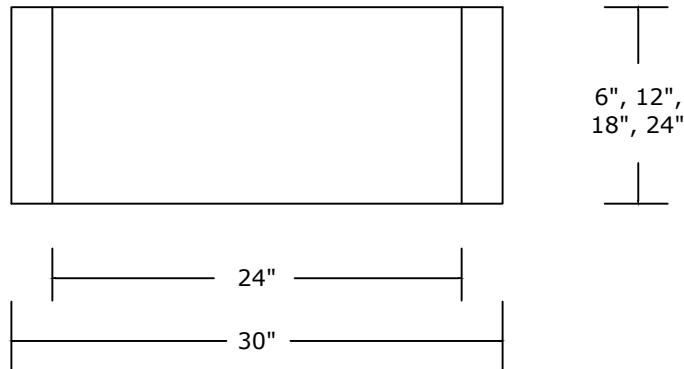
NOTES:

- CONCRETE 5,000 PSI @ 28 DAYS
- NOT DESIGNED FOR TRAFFIC BEARING APPLICATIONS
- WATERTIGHT PLASTIC SEALS TO ACCOMMODATE 4" PIPE (SEE IMAGE 1)
- INTENDED USE IN SEPTIC INSTALLATIONS

PEERLESS CONCRETE PRODUCTS CO. SINCE 1959		246 Main Street Butler, NJ 07405 973.838.3060p	
		sales@peerlessconcrete.com	
13 OUTLET DISTRIBUTION BOX			
CUSTOMER:			
PROJECT:			A-43
SCALE: N.T.S.	DATE: 1/2025	EST#:	



PLAN VIEW

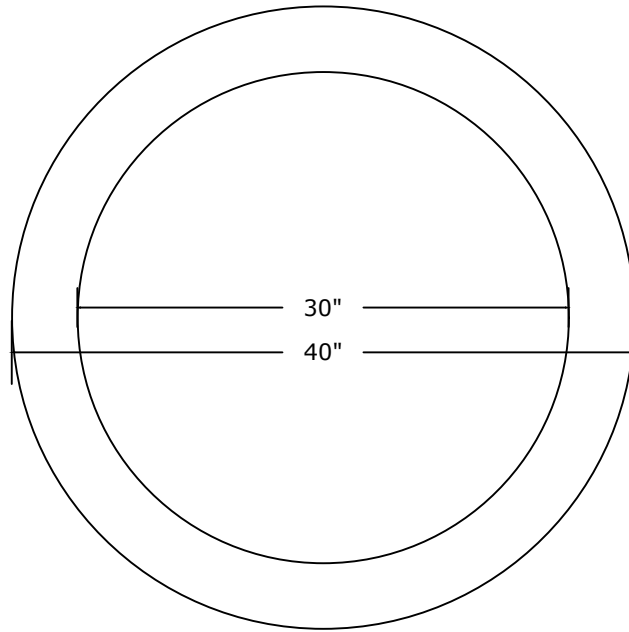


SECTION VIEW

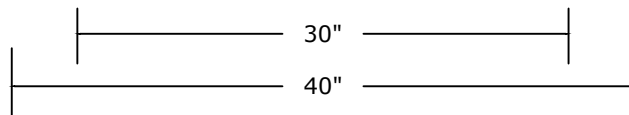

NOTES:

- CONCRETE 5,000 PSI @ 28 DAYS
- FOR USE WITH 24" I.D. MANHOLE OPENING
- STACK TO DESIRED HEIGHT
- 6" WEIGHT: 135 LBS.
- 12" WEIGHT: 270 LBS.
- 18" WEIGHT: 405 LBS.
- 24" WEIGHT: 540 LBS.

PEERLESS CONCRETE PRODUCTS CO. <i>SINCE 1959</i>		246 Main Street Butler, NJ 07405 973.838.3060p	
		sales@peerlessconcrete.com www.peerlessconcrete.com	
LIGHT DUTY MANHOLE EXTENSION			
CUSTOMER:			
PROJECT:			A-44
SCALE: N.T.S.	DATE: 2/2026	EST#:	



PLAN VIEW

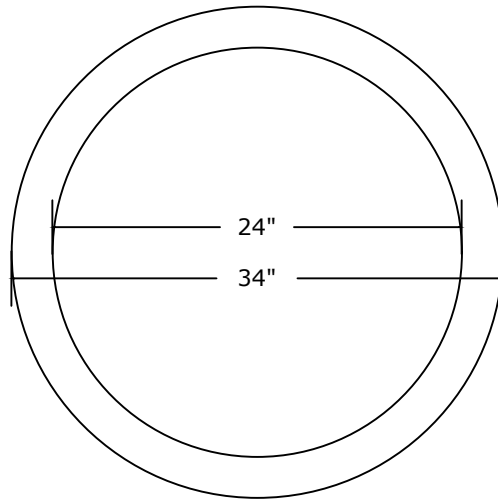


SECTION VIEW

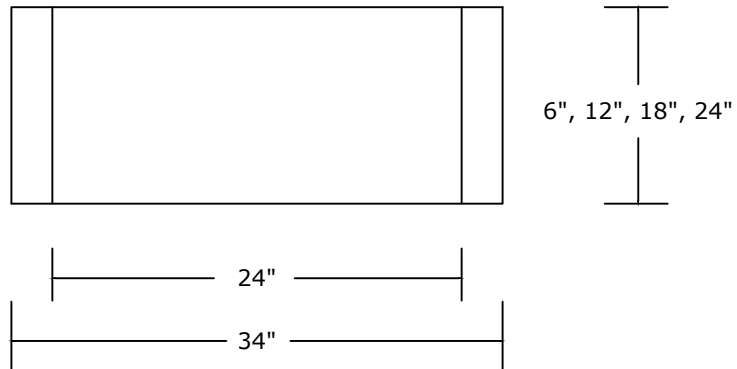
NOTES:

- CONCRETE 5,000 PSI @ 28 DAYS
- LOAD RATING: HS-20
- FOR USE WITH 30" I.D. MANHOLE OPENING
- STACK TO DESIRED HEIGHT
- 3" WEIGHT: 150 LBS.
- 6" WEIGHT: 300 LBS.
- 12" WEIGHT: 600 LBS.
- 24" WEIGHT: 1,200 LBS.

PEERLESS CONCRETE PRODUCTS CO. SINCE 1959 sales@peerlessconcrete.com		246 Main Street Butler, NJ 07405 973.838.3060p	
		www.peerlessconcrete.com	
HEAVY DUTY MANHOLE EXTENSION			
CUSTOMER:			
PROJECT:			A-45
SCALE: N.T.S.	DATE: 2/2026	EST#:	



PLAN VIEW

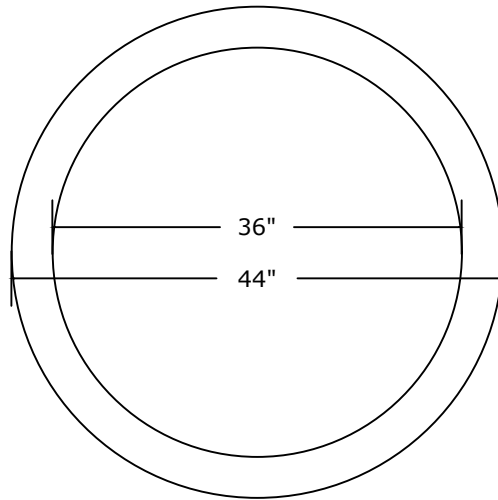


SECTION VIEW

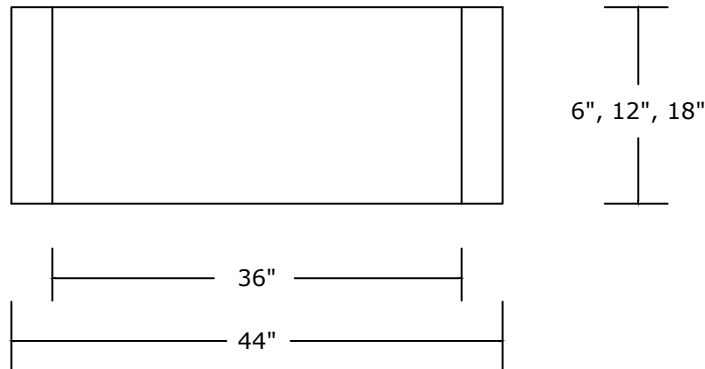
NOTES:

- CONCRETE 5,000 PSI @ 28 DAYS
- LOAD RATING: HS-20
- FOR USE WITH 24" I.D. MANHOLE OPENING
- STACK TO DESIRED HEIGHT
- 6" WEIGHT: 250 LBS.
- 12" WEIGHT: 500 LBS.
- 18" WEIGHT: 750 LBS.
- 24" WEIGHT: 1,000 LBS.

PEERLESS CONCRETE PRODUCTS CO.		246 Main Street Butler, NJ 07405 973.838.3060p	
<i>SINCE 1959</i>		www.peerlessconcrete.com	
sales@peerlessconcrete.com		www.peerlessconcrete.com	
24" DIA. HEAVY DUTY MANHOLE EXTENSION			
CUSTOMER:			
PROJECT:			A-46
SCALE: N.T.S.	DATE: 2/2026	EST#:	




PLAN VIEW

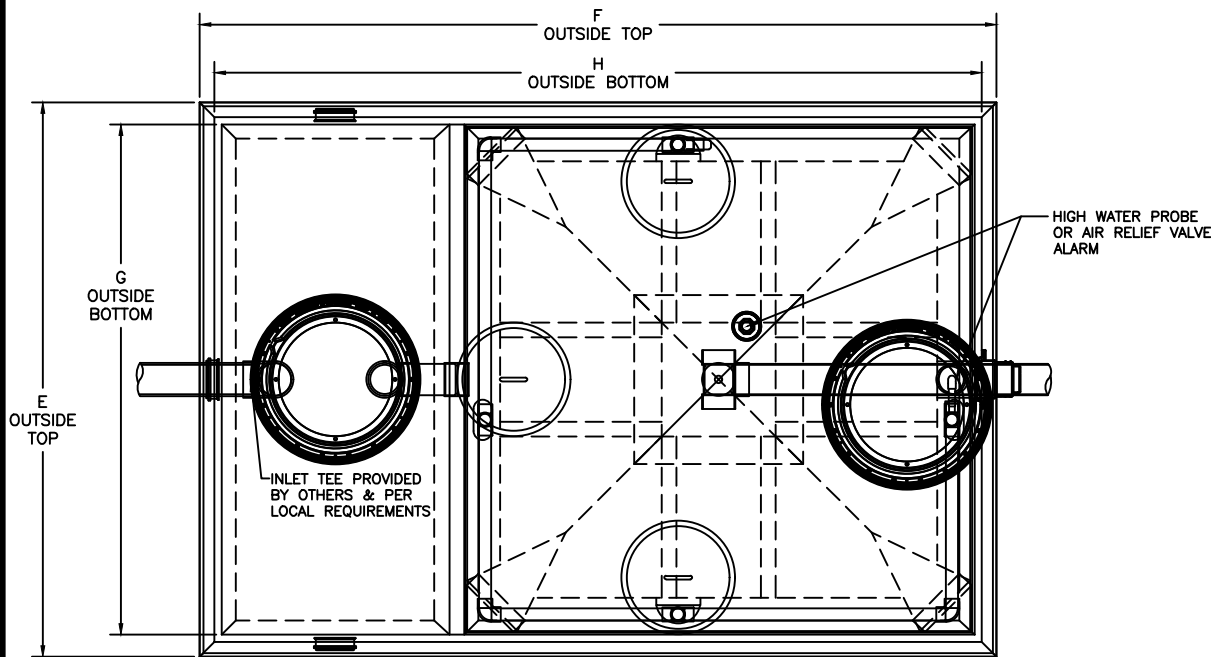


SECTION VIEW

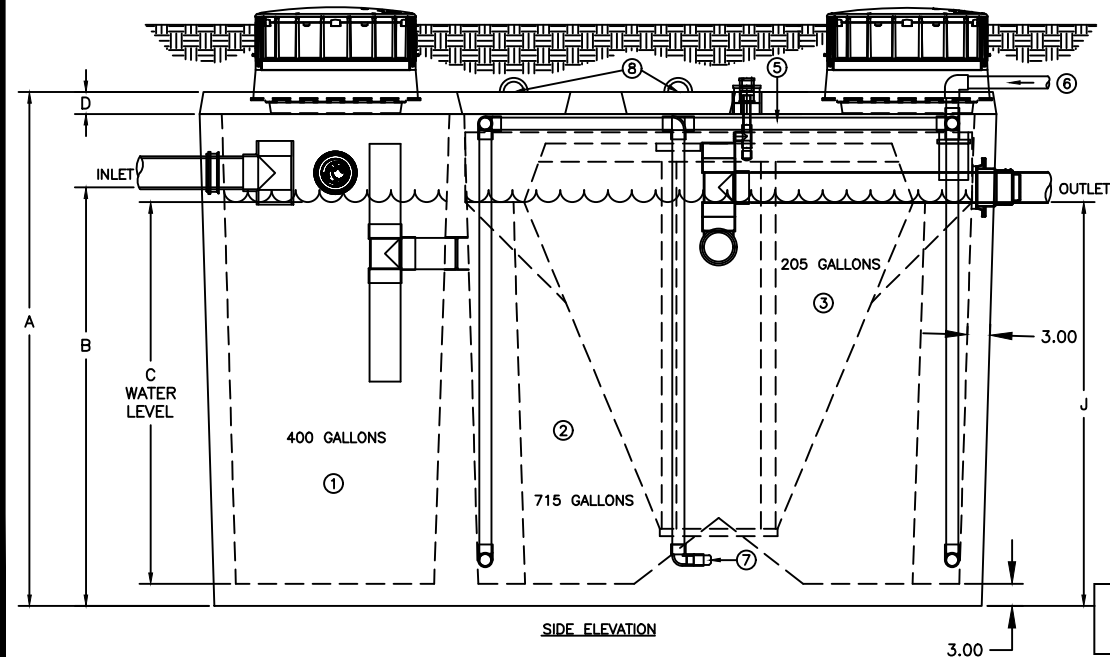
NOTES:

- CONCRETE 5,000 PSI @ 28 DAYS
- LOAD RATING: HS-20
- FOR USE WITH 36" I.D. MANHOLE OPENING
- STACK TO DESIRED HEIGHT
- 6" WEIGHT: 270 LBS.
- 12" WEIGHT: 540 LBS.
- 18" WEIGHT: 810 LBS.

		246 Main Street Butler, NJ 07405 973.838.3060p	
		SINCE 1959	
sales@peerlessconcrete.com		www.peerlessconcrete.com	
36" DIA. HEAVY DUTY MANHOLE EXTENSION			
CUSTOMER:			
PROJECT:			A-47
SCALE: N.T.S.	DATE: 2/2026	EST#:	



PLAN VIEW



SIDE ELEVATION

A-48

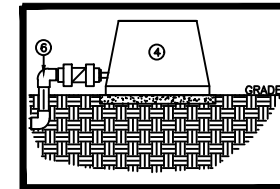
CRITICAL DIMENSIONS

	STD. TANK	H2O TANK
A	70.5"	75.5"
B	57.00"	59.00"
C	52.00"	52.00"
D	4"	7"
E	75.5"	75.5"
F	108.5"	108.5"
G	71.5"	71.5"
H	104.5"	104.5"
J	55"	57"

THE H-SERIES HOOT AEROBIC TREATMENT SYSTEM

- 1) PRETREATMENT TANK-- WHERE ANAEROBIC DIGESTION OCCURS AND STORAGE FOR NON-BIODEGRADABLE MATERIALS.
- 2) AERATION CHAMBER-- WHERE AIR IS INTRODUCED INTO SEWAGE FOR DIGESTION.
- 3) CLARIFIER-- A STILL CHAMBER WHERE SOLIDS SETTLE OUT AND THE CLEAR EFFLUENT RISES.
- 4) TROY AIR LINEAR AIR BLOWER-- LONG LIFE, EFFICIENT LINEAR BLOWER WHICH COMPRESSED ATMOSPHERIC AIR AND UNDER PRESSURE DELIVERS IT TO THE TANK. MAY BE REMOTELY MOUNTED UP TO 50' FROM SYSTEM. MUST MAINTAIN 1/8" SLOPE TOWARDS TANK FOR DRAINAGE.
- 5) AIR MANIFOLD-- DELIVERS THE AIR FROM THE LINE TO THE STONES FOR DIFFUSION INTO THE SEWAGE.
- 6) AERATION LINE-- DELIVERS THE AIR FROM THE PUMP TO THE MANIFOLD. CHECK VALVE INCLUDED.
- 7) AERATION STONE-- AIR IS FINELY DIFFUSED FROM THE STONE INTO THE AERATION CHAMBER.
- 8) 15" COVERS-- PROVIDE ASSEMBLY PORT ACCESS INSIDE OF THE SYSTEM. (NOT REQUIRED FOR REGULAR SERVICE)

TROY AIR BLOWER



PEERLESS CONCRETE PRODUCTS CO.

SINCE 1959

sales@peerlessconcrete.com

246 Main Street
Butler, NJ 07405
973.838.3060p

20 Park Drive
Franklin, NJ 07416
973.827.7563p

www.peerlessconcrete.com



HOOT SYSTEMS, LLC
www.hootsystems.com

THIS DRAWING IS THE PROPRIETARY PROPERTY OF HOOT SYSTEMS LLC. REPRODUCTION, DISCLOSURE OR USE OF ANY PART OF THIS DRAWING OR ANY INFORMATION THEREIN IS EXPRESSLY PROHIBITED WITHOUT PRIOR WRITTEN CONSENT OF HOOT SYSTEMS LLC.

DESCRIPTION:
600 GPD GRAVITY DISCHARGE SYSTEM
HOOT SYSTEMS H-600A

PART #

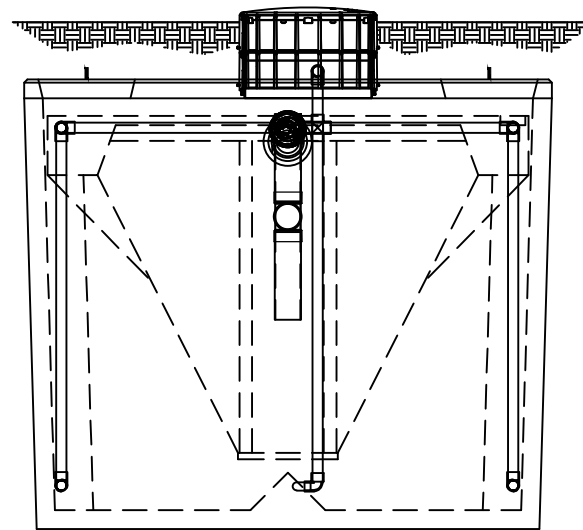
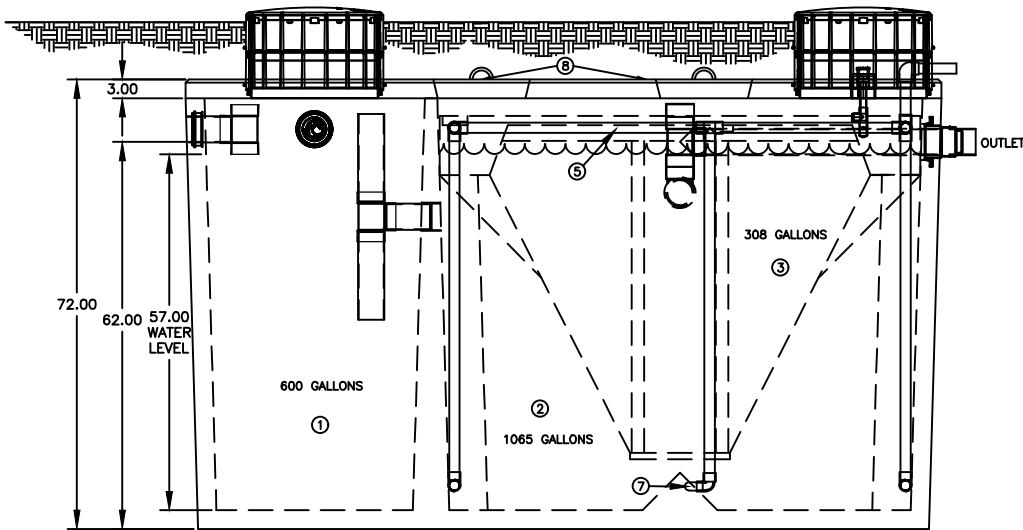
H-600A

DATE:
12-2-2016

DRAWN BY:
AY

CHECK BY:
RS

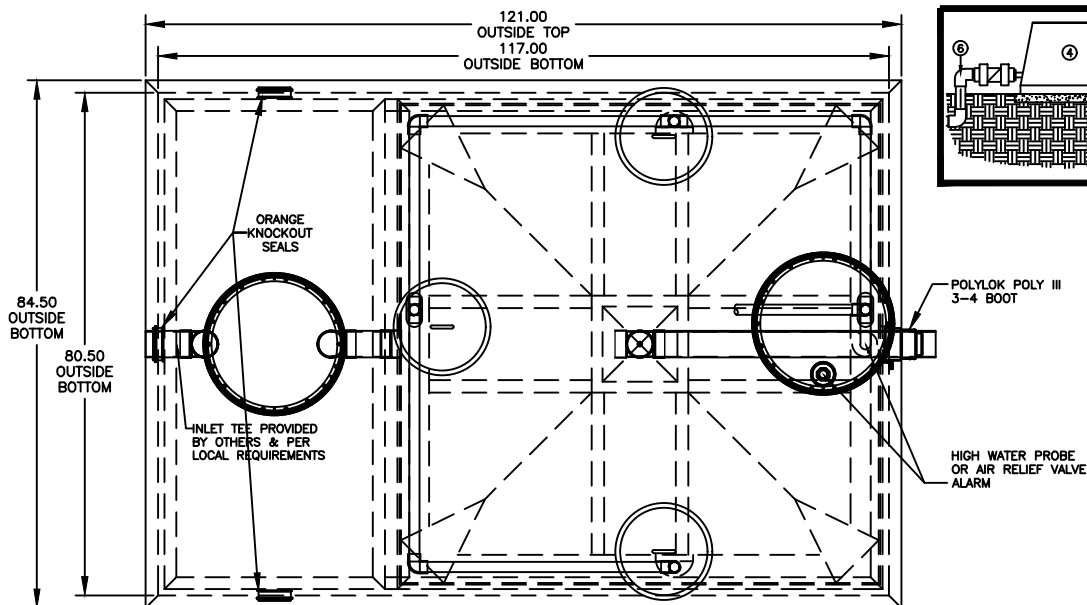
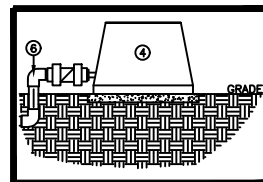
SCALE:
N.T.S.



THE H-SERIES HOOT AEROBIC TREATMENT SYSTEM

- 1) PRETREATMENT TANK- WHERE ANAEROBIC DIGESTION OCCURS AND STORAGE FOR NON-BIODEGRADABLE MATERIALS.
- 2) AERATION CHAMBER- WHERE AIR IS INTRODUCED INTO SEWAGE FOR DIGESTION.
- 3) CLARIFIER- A STILL CHAMBER WHERE SOLIDS SETTLE OUT AND THE CLEAR EFFLUENT RISES.
- 4) TROY AIR LINEAR AIR BLOWER- LONG LIFE, EFFICIENT LINEAR BLOWER WHICH COMPRESSED ATMOSPHERIC AIR AND UNDER PRESSURE DELIVERS IT TO THE TANK. MAY BE REMOTELY MOUNTED UP TO 50' FROM SYSTEM. MUST MAINTAIN 1/8" SLOPE TOWARDS TANK FOR DRAINAGE.
- 5) AIR MANIFOLD- DELIVERS THE AIR FROM THE LINE TO THE STONES FOR DIFFUSION INTO THE SEWAGE.
- 6) AERATION LINE- DELIVERS THE AIR FROM THE PUMP TO THE MANIFOLD. CHECK VALVE INCLUDED.
- 7) AERATION STONE- AIR IS FINELY DIFFUSED FROM THE STONE INTO THE AERATION CHAMBER.
- 8) 15" COVERS- PROVIDE ASSEMBLY PORT ACCESS INSIDE OF THE SYSTEM. (NOT REQUIRED FOR REGULAR SERVICE)

TROY AIR BLOWER



PEERLESS CONCRETE PRODUCTS CO.

SINCE 1959

sales@peerlessconcrete.com

246 Main Street
Butler, NJ 07405
973.838.3060p

20 Park Drive
Franklin, NJ 07416
973.827.7563p

www.peerlessconcrete.com



HOOT SYSTEMS, LLC
www.hootsystems.com

THIS DRAWING IS THE PROPRIETARY PROPERTY OF HOOT SYSTEMS LLC. REPRODUCTION, DISCLOSURE OR USE OF ANY PART OF THIS DRAWING OR ANY INFORMATION THEREIN IS EXPRESSLY PROHIBITED WITHOUT PRIOR WRITTEN CONSENT OF HOOT SYSTEMS LLC.

DESCRIPTION:
750/900 GPD GRAVITY DISCHARGE SYSTEM
HOOT SYSTEMS H-750/900

PART #

H-750_900
GRAVITY

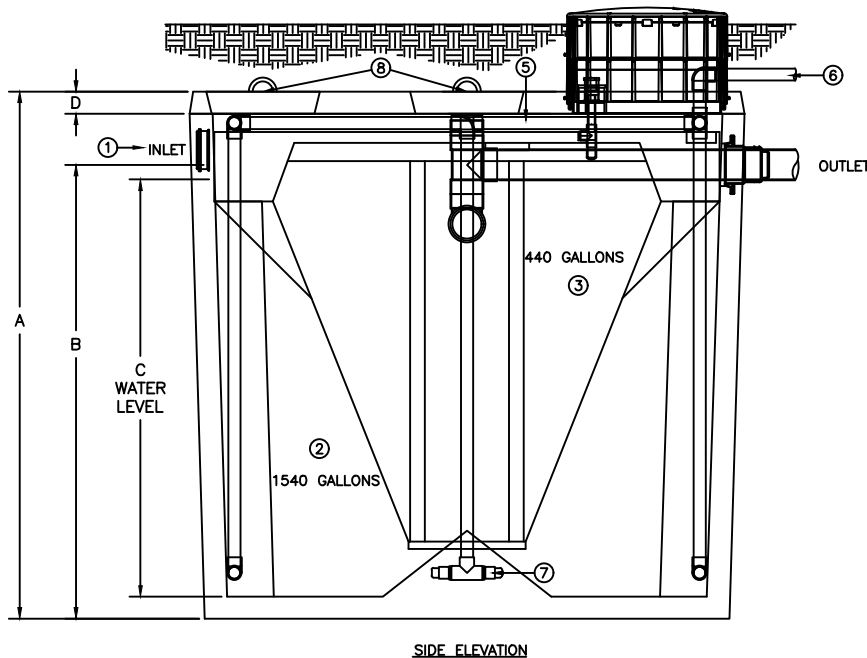
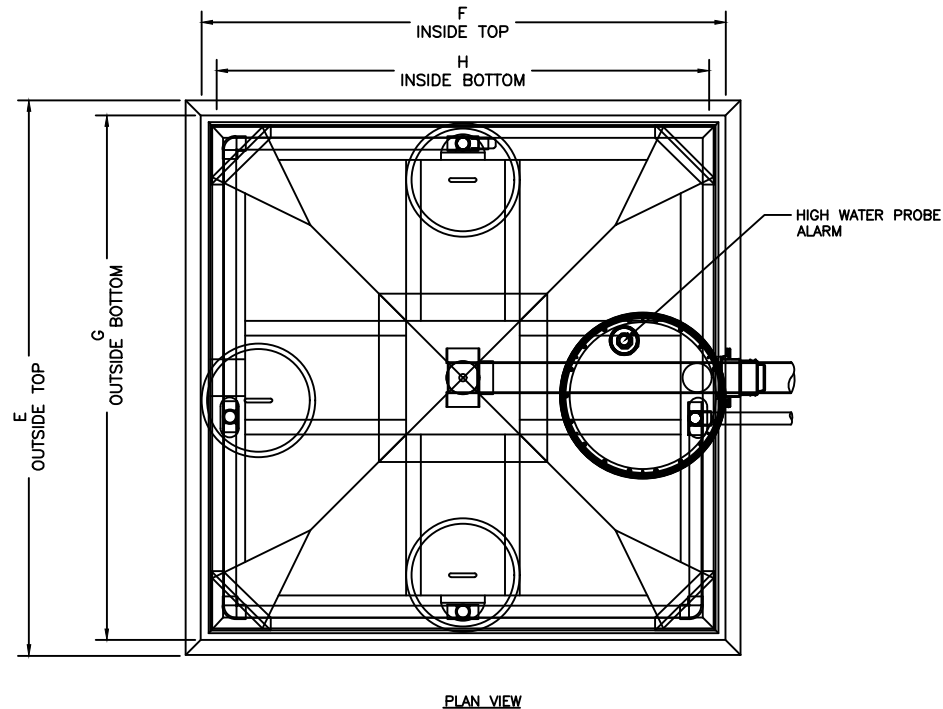
A-49

DATE:
5-20-2016

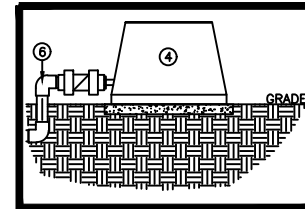
DRAWN BY:
AY

CHECK BY:
RS

SCALE:
N.T.S.



TROY AIR BLOWER



CRITICAL DIMENSIONS	
A	79.00"
B	71.25"
C	68.00"
D	3"
E	89.00"
F	84.00"
G	85.50"
H	79.50"

THE H-SERIES HOOT AEROBIC TREATMENT SYSTEM

- 1) SEPARATE PRETREATMENT TANK REQUIRED (MIN. 800 GALLONS, PROVIDED THROUGH HOOT DISTRIBUTOR)- WHERE ANAEROBIC DIGESTION OCCURS AND STORAGE FOR NON-BIODEGRADABLE MATERIALS.
- 2) AERATION CHAMBER- WHERE AIR IS INTRODUCED INTO SEWAGE FOR DIGESTION.
- 3) CLARIFIER- A STILL CHAMBER WHERE SOLIDS SETTLE OUT AND THE CLEAR EFFLUENT RISES.
- 4) TROY AIR LINEAR AIR BLOWER- LONG LIFE, EFFICIENT LINEAR BLOWER WHICH COMPRESSED ATMOSPHERIC AIR AND UNDER PRESSURE DELIVERS IT TO THE TANK. MAY BE REMOTELY MOUNTED UP TO 50' FROM SYSTEM. MUST MAINTAIN 1/8" SLOPE TOWARDS TANK FOR DRAINAGE.
- 5) AIR MANIFOLD- DELIVERS THE AIR FROM THE LINE TO THE STONES FOR DIFFUSION INTO THE SEWAGE.
- 6) AERATION LINE- DELIVERS THE AIR FROM THE PUMP TO THE MANIFOLD. CHECK VALVE INCLUDED.
- 7) AERATION STONE- AIR IS FINELY DIFFUSED FROM THE STONE INTO THE AERATION CHAMBER.
- 8) 15" COVERS- PROVIDE ASSEMBLY PORT ACCESS INSIDE OF THE SYSTEM. (NOT REQUIRED FOR REGULAR SERVICE)

PEERLESS CONCRETE PRODUCTS CO.

SINCE 1959

sales@peerlessconcrete.com

246 Main Street
Butler, NJ 07405
973.838.3060p

20 Park Drive
Franklin, NJ 07416
973.827.7563p

www.peerlessconcrete.com



HOOT SYSTEMS, LLC
www.hootsystems.com

THIS DRAWING IS THE PROPRIETARY PROPERTY OF HOOT SYSTEMS LLC. REPRODUCTION, DISCLOSURE OR USE OF ANY PART OF THIS DRAWING OR ANY INFORMATION THEREIN IS EXPRESSLY PROHIBITED WITHOUT PRIOR WRITTEN CONSENT OF HOOT SYSTEMS LLC.

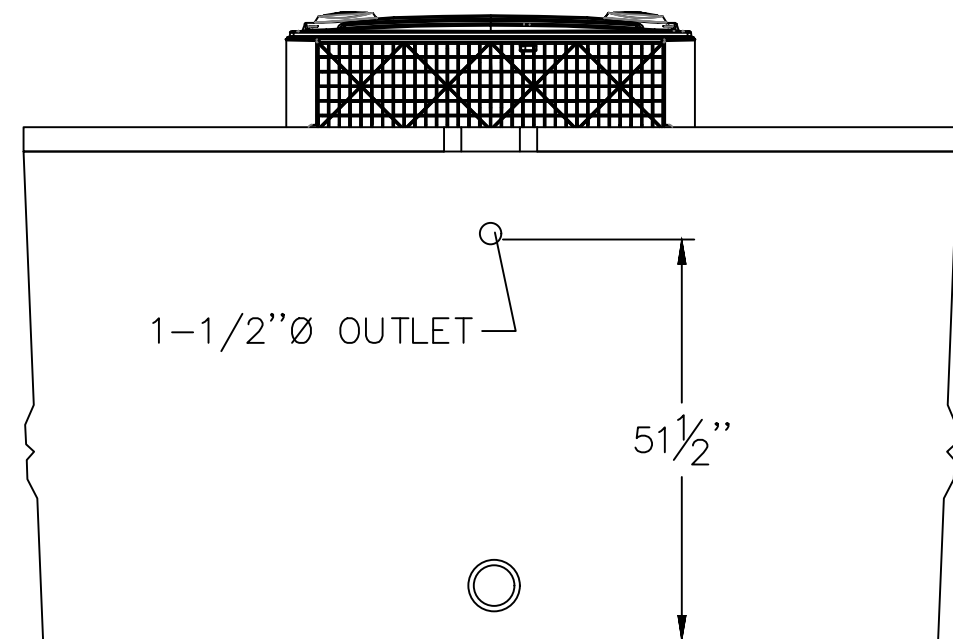

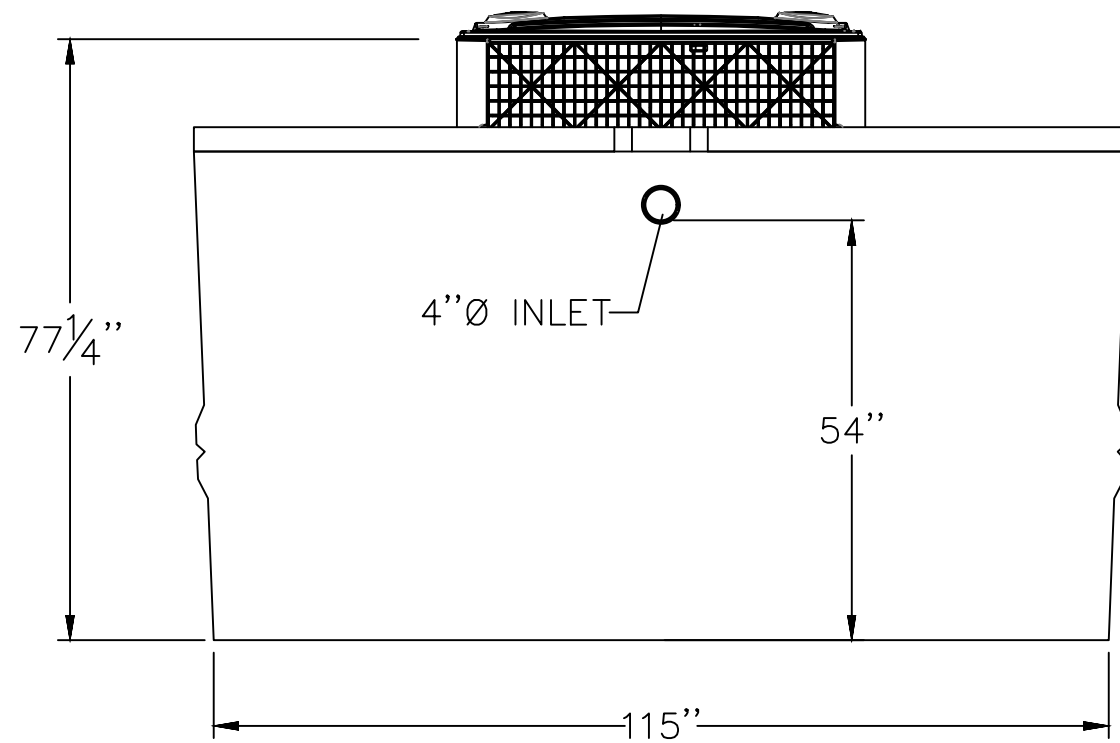
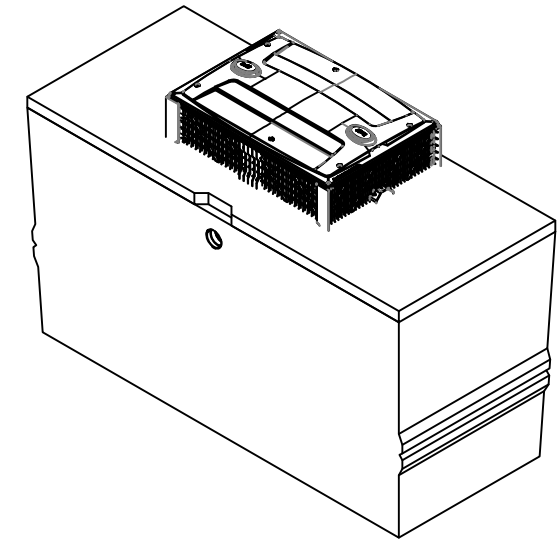
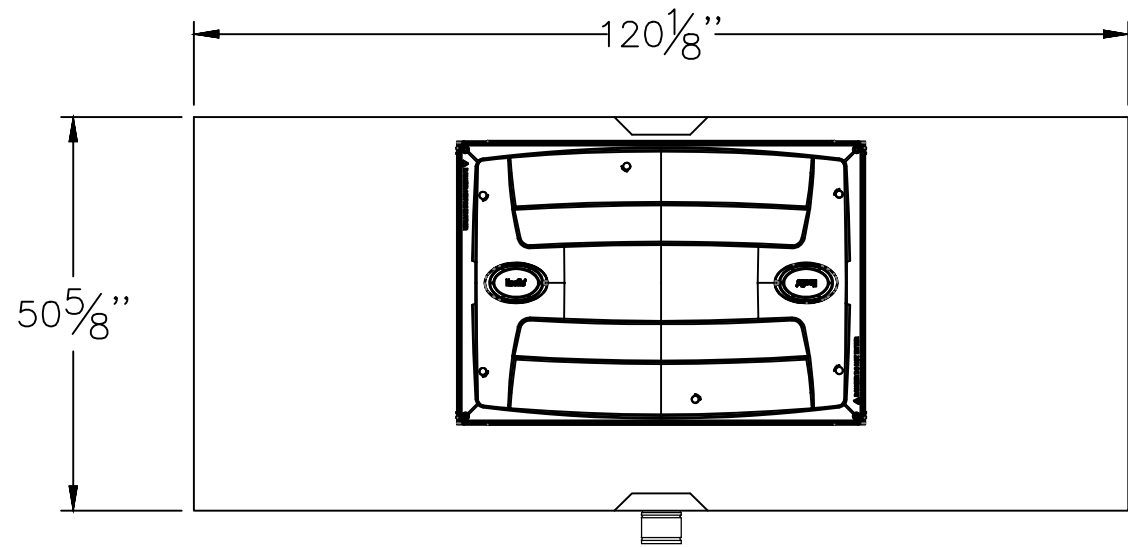
DESCRIPTION:
1000/1200 GPD GRAVITY DISCHARGE SYSTEM
HOOT SYSTEMS H-1000_1200

PART #

DATE: 05-25-2016
DRAWN BY: AY
CHECK BY: RS
SCALE: N.T.S.

H-1000_1200
GRAVITY

A-50



PEERLESS CONCRETE PRODUCTS CO.
 SINCE 1959
 sales@peerlessconcrete.com

246 Main Street
Butler, NJ 07405
973.838.3060p

20 Park Drive
Franklin, NJ 07416
973.827.7563p

www.peerlessconcrete.com

#	DATE	REVISION	BY

RIVIÈRE-DU-LOUP, (QUÉBEC) TEL: (418) 867-8883, FAX: (418) 862-6642

PREMIER TECH AQUA

TITLE: ECOFLO
 EC7-500-C-PDV / GDV
 DETAILS

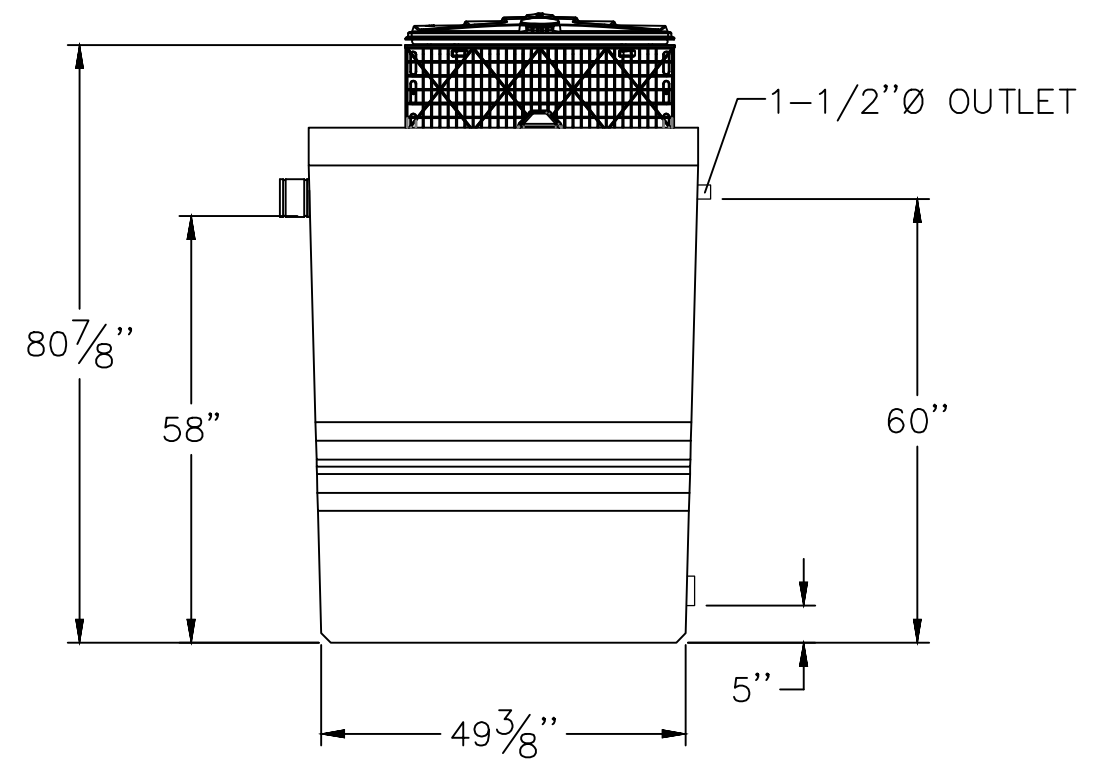
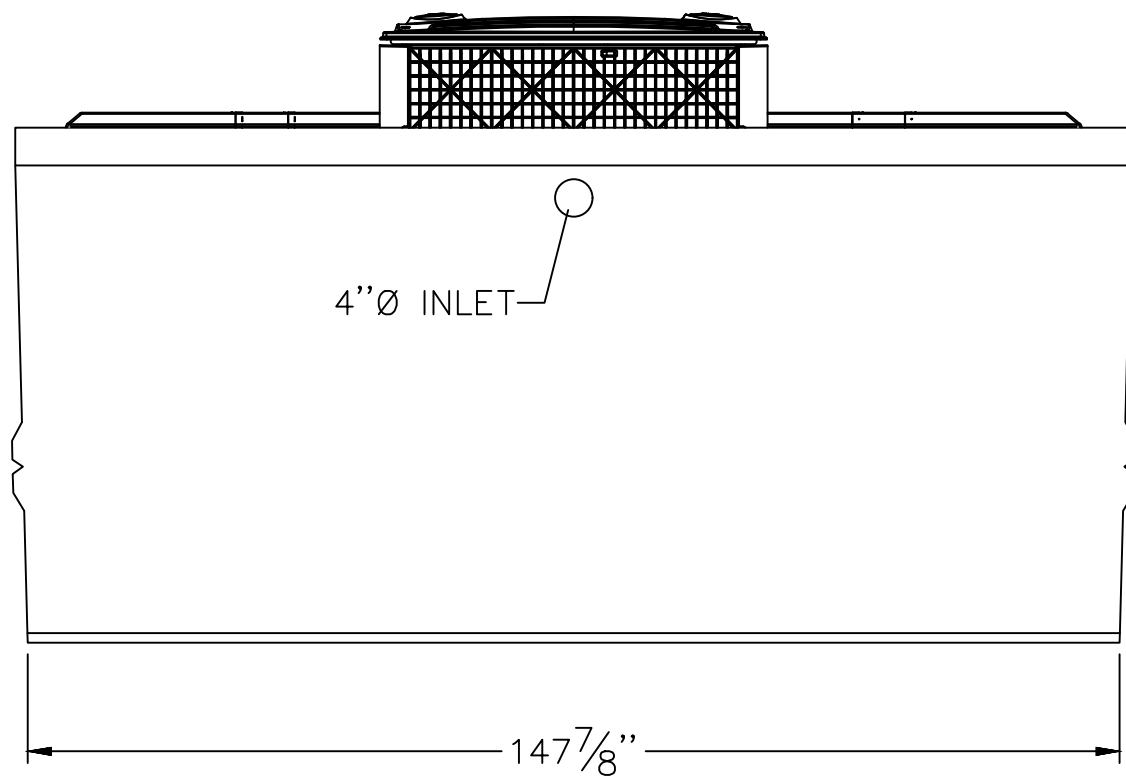
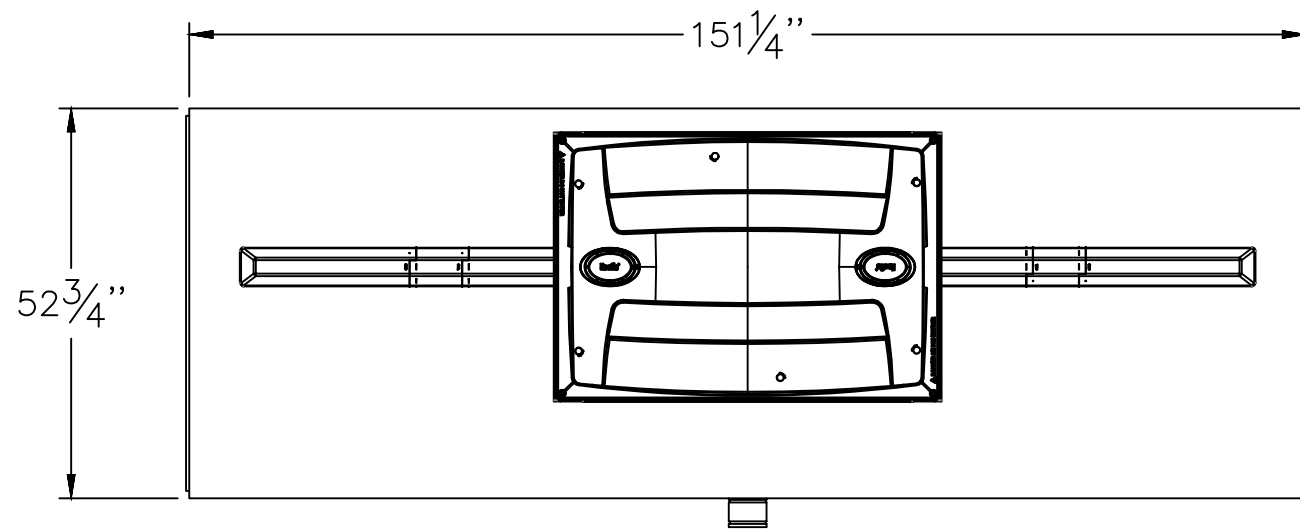
This drawing and the information contained thereon is the property of Premier Tech Ltd. It is not to be printed, photographed, printed, loaned or used without the written permission of Premier Tech Ltd. Premier Tech Ltd. 2010

FABRICATION TOLERANCE:

mm	(in)
X ±15	X ±1/2
X.X ±1	X.X ±0.040
X.XX ±0.5	X.XX ±0.020

MATERIAL:

DRAWN BY: panb	DATE: 2017-04-05	PAPER SIZE: B	SEAL:
VERIFIED BY:	DATE:	SCALE:	UNIT: in
APPROVED BY:	DATE:	DRAWING #:	EC7-500-C-PDV / GDV 1/1



PEERLESS CONCRETE PRODUCTS CO.
 SINCE 1959
 sales@peerlessconcrete.com

246 Main Street
 Butler, NJ 07405
 973.838.3060p

20 Park Drive
 Franklin, NJ 07416
 973.827.7563p

www.peerlessconcrete.com

A-52

No	DATE	RÉVISION / REVISION	PAR / BY

PREMIER TECH
 1-800-632-6356 PREMIERTECHAQUA.COM
 CE DOCUMENT ET L'INFORMATION QU'IL CONTIENT SONT LA PROPRIÉTÉ DE PREMIER TECH LTÉE ET TOUTE UTILISATION NON AUTORISÉE POURRA ÊTRE SANCTIONNÉE.
 THIS DOCUMENT AND THE INFORMATION CONTAINED THEREON IS THE PROPERTY OF PREMIER TECH LTD AND ANY UNAUTHORIZED USE MAY BE SANCTIONED.

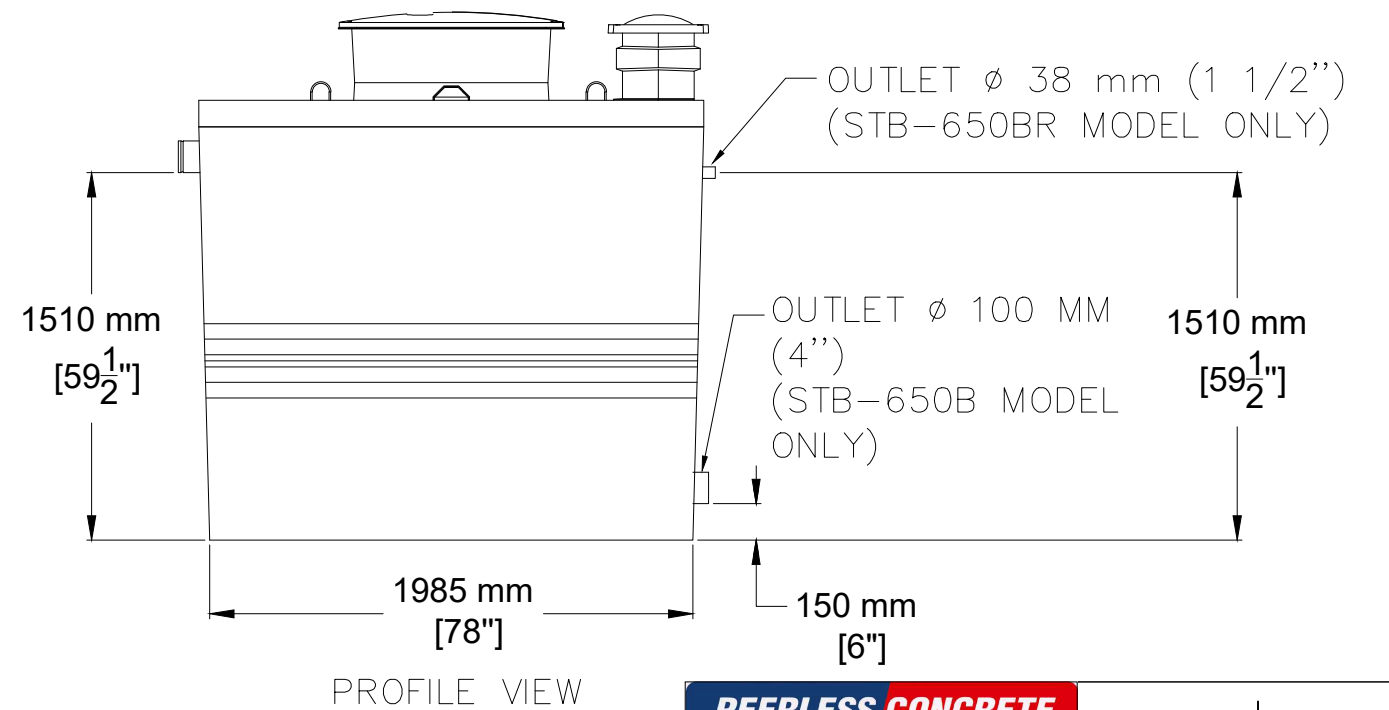
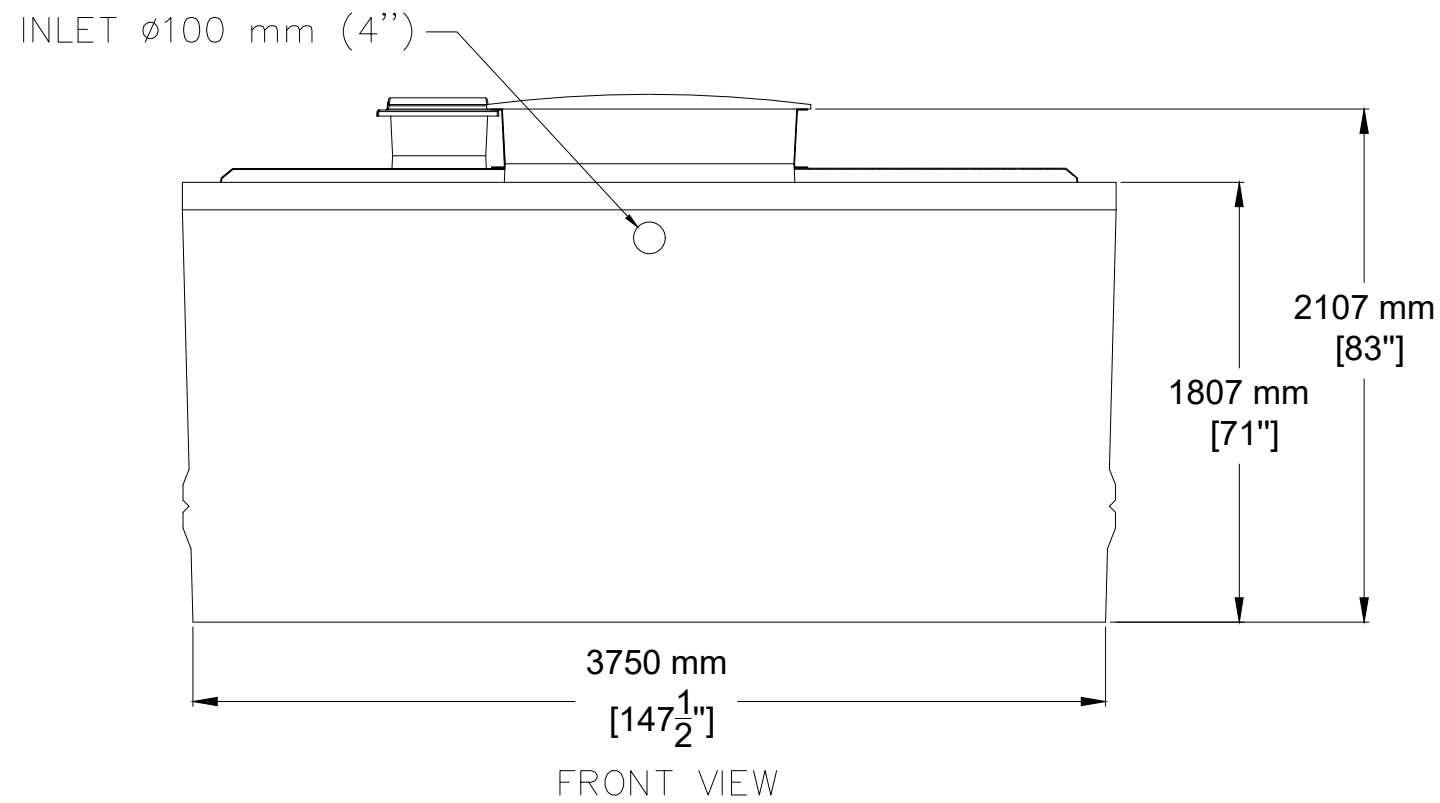
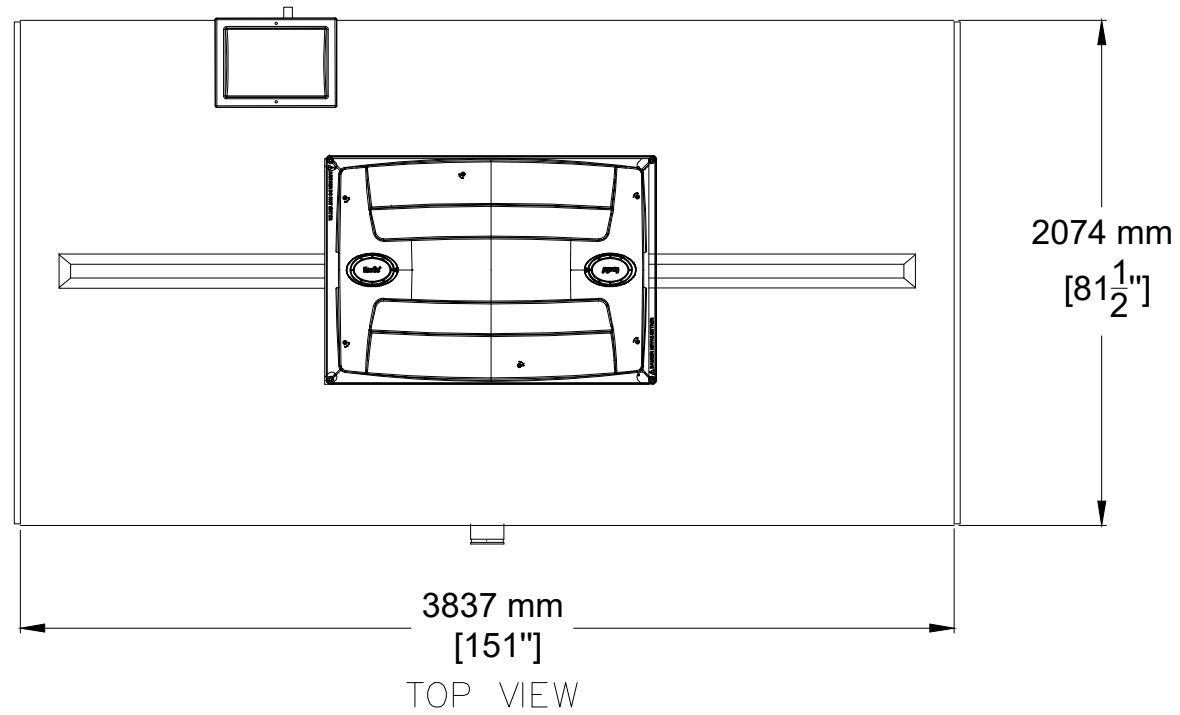
ECO FLO
EC7-750-C-P DV
 DÉTAILS

PROJET / PROJECT

OVERALL DIMENSIONS

TOL. X. ± 1/2 .X ± 0.04 .XX ± 0.02	DATE 2022-02-25	MATÉRIEL / MATERIAL N/A	ÉCH. / SCALE
DESSINÉ / DRAWN ROLV	DATE -	UNITÉS / UNITS in	FORMAT / SIZE B
VÉRIFIÉ / VERIFIED -	DATE -	CERTIFICATION N/A	NUMÉRO DE DESSIN / DRAWING NUMBER EC7-750-C-P DV
APPROUVÉ / APPROVED -	DATE -		PAGE 1 DE / OF 1

OVERALL DIMENSIONS		ÉCH. / SCALE	FORMAT / SIZE
No PROJ / PROJECT No.	REV.		
	0		B
NUMÉRO DE DESSIN / DRAWING NUMBER		PAGE 1 DE / OF 1	
EC7-750-C-P DV			



PEERLESS CONCRETE PRODUCTS CO.

SINCE 1959

sales@peerlessconcrete.com

246 Main Street
Butler, NJ 07405
973.838.3060p

20 Park Drive
Franklin, NJ 07416
973.827.7563p

A-53

No	DATE	RÉVISION / REVISION	PAR / BY
1	2024-12-16	UPGRADING	WHIM2

PREMIER TECH

1-800-632-6356 PREMIERTECHAQUA.COM

CE DOCUMENT ET L'INFORMATION QU'IL CONTIENT SONT LA PROPRIÉTÉ DE PREMIER TECH LTÉE ET UTILISATION NON AUTORISÉE POURRA ÊTRE SANCTIONNÉE.
THIS DOCUMENT AND THE INFORMATION CONTAINED THEREON IS THE PROPERTY OF PREMIER TECH LTD AND ANY UNAUTHORIZED USE MAY BE SANCTIONNED.

ECO FLO EC7-1200-C-G/P
PROJET / PROJECT STB-650B/BR H2+3

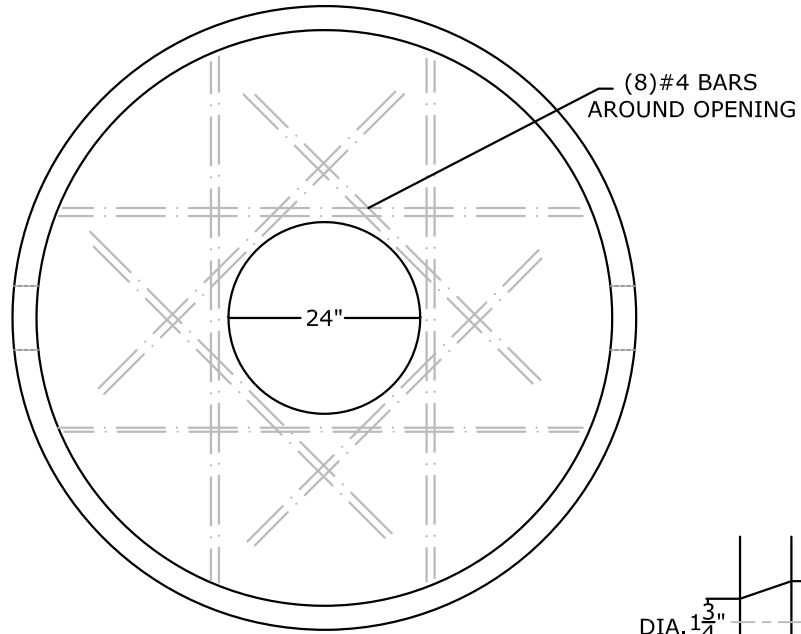
DATE 2024-12-16	DESSINÉ / DRAWN WHIM2	No PROJET / PROJECT No. -----
UNITÉS / UNITS mm / [in]	TOL. X : ±15 X : ±1/2 .X : ±1 X : ±0.040 .XX : ±0.5 .XX : ±0.020	NUMÉRO DE DESSIN / DRAWING NUMBER A-53 - EC7-1200-C-G-P
MATÉRIAU / MATERIAL N/A		

ÉCH. / SCALE NTS	FORMAT / SIZE B
REV. 01	PAGE 1 DE / OF 1

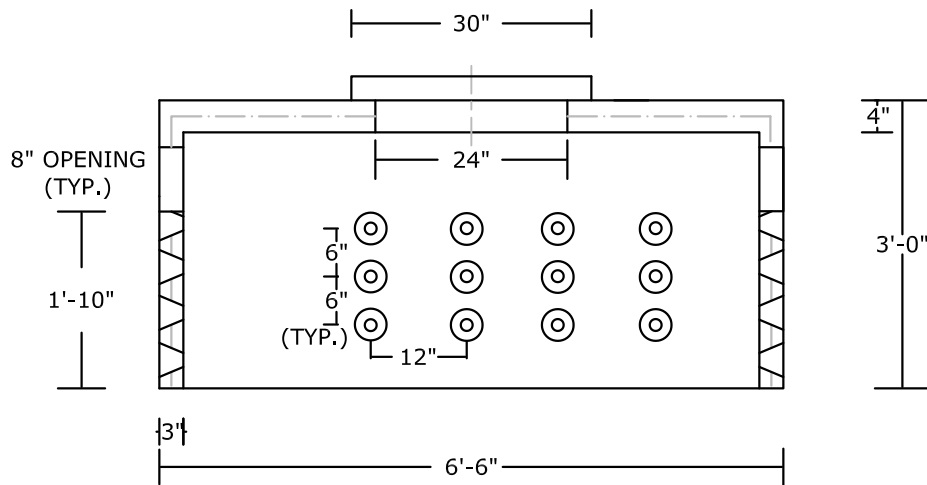
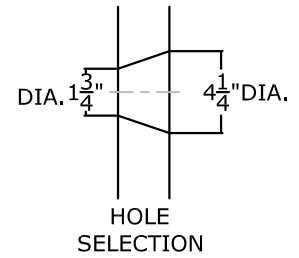
PEERLESS CONCRETE PRODUCTS CO.
SINCE 1959

Index

Item	Page
Section B- Seepage Pits (Index)	B-1
3' Seepage Pit.....	B-2
3' Seepage Pit with Residential Traffic Top.....	B-3
5' Seepage Pit.....	B-4
6' Seepage Pit.....	B-5
6' Seepage Pit with Residential Traffic Top.....	B-6
9' Seepage Pit.....	B-7
10' Seepage Pit.....	B-8
3'-8" Hi. X 7' Dia. Heavy Duty Seepage Pit.....	B-9
3' Hi. X 7' Dia. Heavy Duty Seepage Ring.....	B-10
4'-8" Hi. X 7' Dia. Heavy Duty Seepage Pit.....	B-11
4' X 7' Dia. Heavy Duty Seepage Ring.....	B-12
3'-6" Hi. X 8' Dia. Seepage Pit.....	B-13
3'-8" Hi. X 8' Dia. Heavy Duty Seepage Pit.....	B-14
3' Hi. X 8' Dia. Seepage Ring.....	B-15
4'-6" Hi. X 8' Dia. Seepage Pit.....	B-16
4'-8" Hi. X 8' Dia. Heavy Duty Seepage Pit.....	B-17
4' Hi. X 8' Dia. Seepage Ring.....	B-18
8' Diameter Light Duty Lid.....	B-19
8' Diameter Heavy Duty Lid.....	B-20
3'8" Hi. X 10' Dia. Seepage Pit.....	B-21
3' Hi. X 10' Dia. Seepage Ring.....	B-22



PLAN VIEW



SECTION VIEW

NOTES:

- NON-TRAFFIC RATED
- CONCRETE 5,000 PSI @ 28 DAYS
- REINFORCING: DETAILS FURNISHED UPON REQUEST
- 6'-0" MAX. BACKFILL ON TOP OF TANK
- CAPACITY: 500 GALLONS/ 67 CUBIC FEET
- WEIGHT: 4000 LBS.+/-

PEERLESS CONCRETE PRODUCTS CO.

SINCE 1959

sales@peerlessconcrete.com

246 Main Street
Butler, NJ 07405
973.838.3060p

www.peerlessconcrete.com

3' SEEPAGE PIT

CUSTOMER:

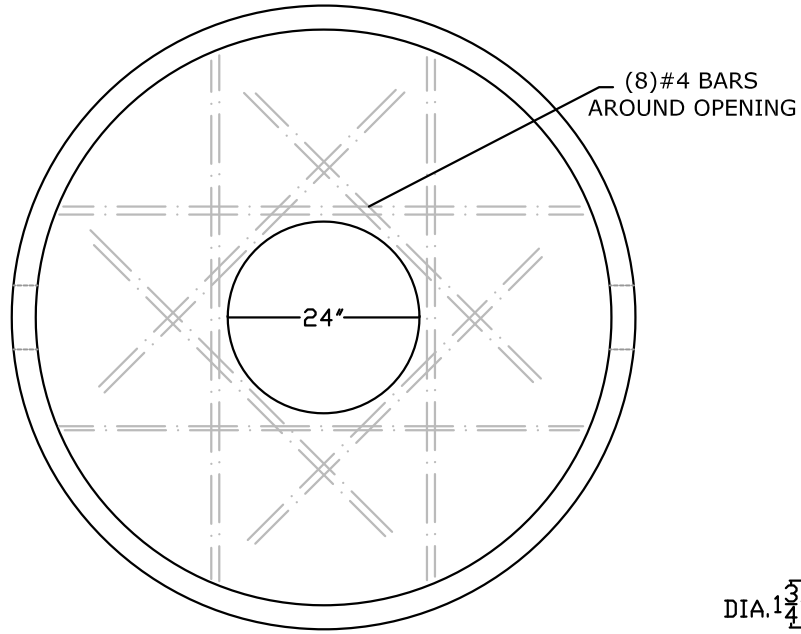
PROJECT:

SCALE: N.T.S.

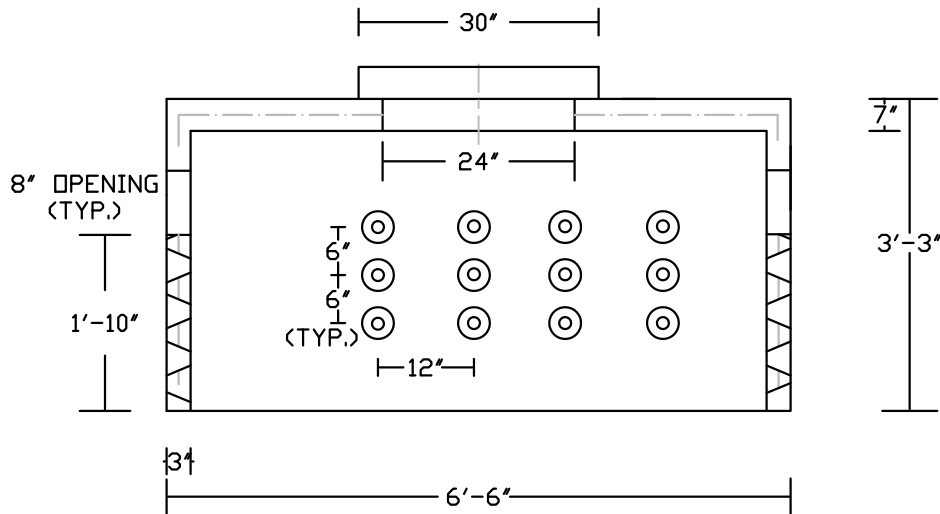
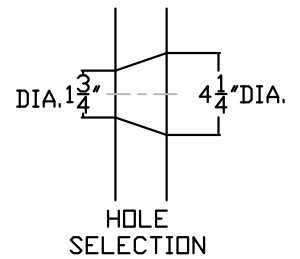
DATE: 12/2023

EST#:

B-2



PLAN VIEW

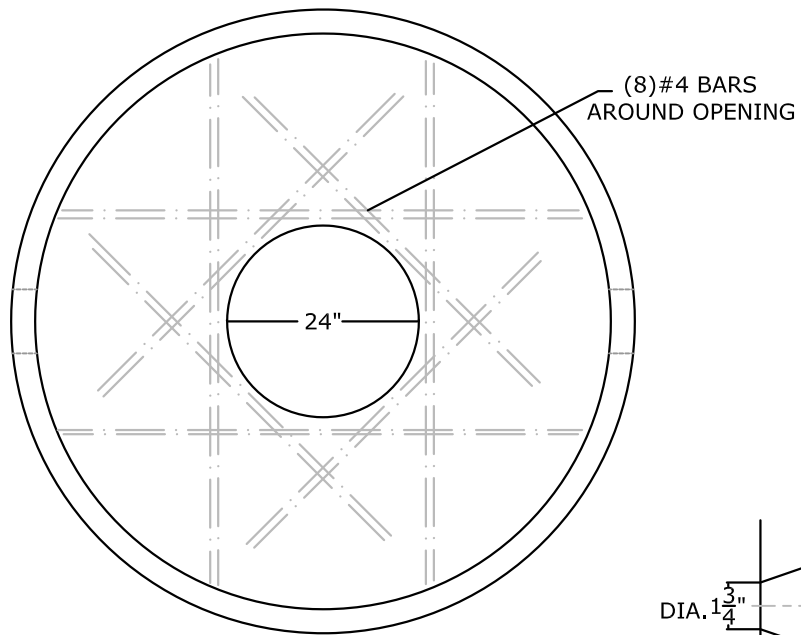


SECTION VIEW

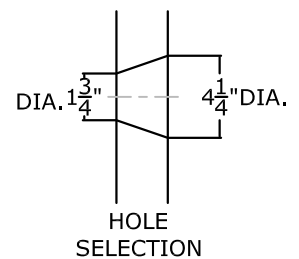
NOTES:

- RESIDENTIAL TRAFFIC ONLY
- CONCRETE 5,000 PSI @ 28 DAYS
- REINFORCING: DETAILS FURNISHED UPON REQUEST
- CAPACITY: 500 GALLONS/ 67 CUBIC FEET
- WEIGHT: 5500 LBS.+/-

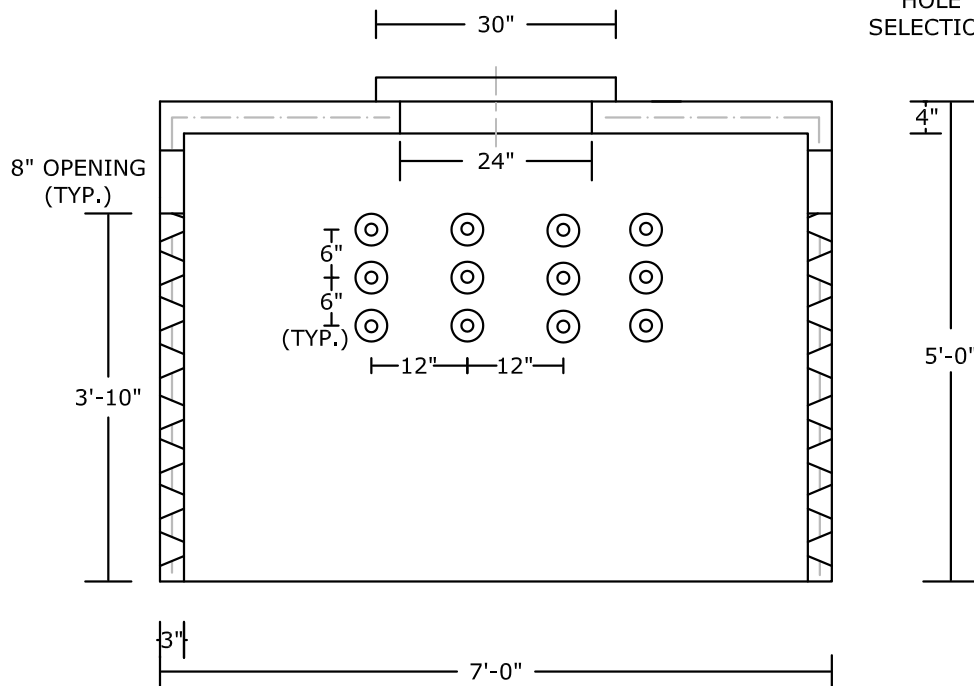
PEERLESS CONCRETE PRODUCTS CO. SINCE 1959		246 Main Street Butler, NJ 07405 973.838.3060p	
		sales@peerlessconcrete.com www.peerlessconcrete.com	
3' SEEPAGE PIT WITH RESIDENTIAL TRAFFIC TOP			
CUSTOMER:			
PROJECT:			
SCALE: N.T.S.	DATE: 12/2023	EST#:	B-3



PLAN VIEW



HOLE SELECTION

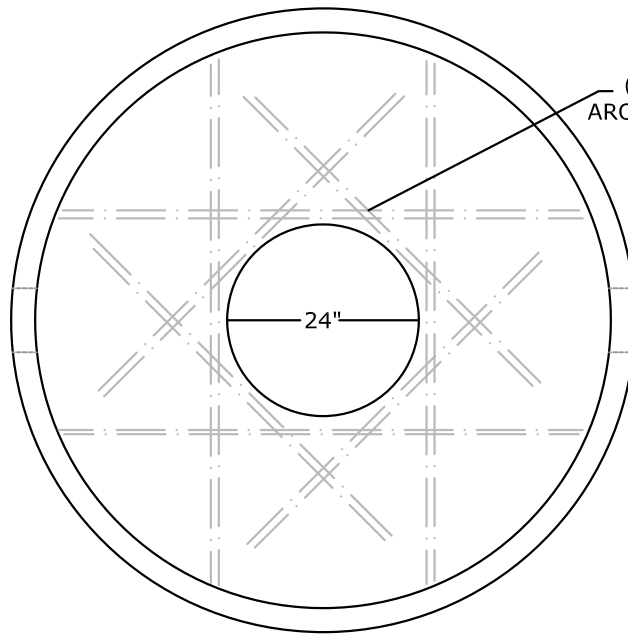


SECTION VIEW

NOTES:

- NON-TRAFFIC RATED
- CONCRETE 5,000 PSI @ 28 DAYS
- REINFORCING: DETAILS FURNISHED UP REQUEST
- 6' MAX. BACKFILL ON TOP OF PIT
- CAPACITY: 1000 GALLONS/ 130 CUBIC FEET
- WEIGHT: 6000 LBS.+/-

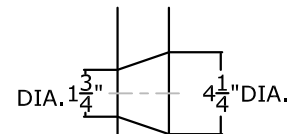
PEERLESS CONCRETE PRODUCTS CO.		246 Main Street Butler, NJ 07405 973.838.3060p	
<i>SINCE 1959</i>			
sales@peerlessconcrete.com		www.peerlessconcrete.com	
5' SEEPAGE PIT			
CUSTOMER:			
PROJECT:			
SCALE: N.T.S.	DATE: 12/2023	EST#:	B-4



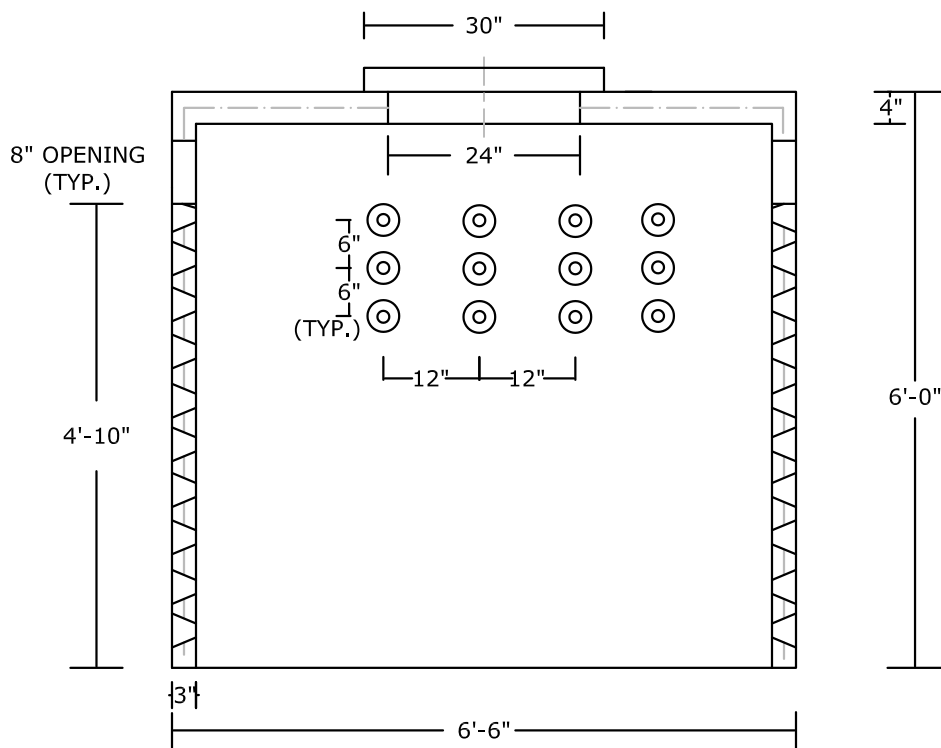
(8)#4 BARS
AROUND OPENING

24"

PLAN VIEW



HOLE
SELECTION



SECTION VIEW

NOTES:

- NON-TRAFFIC RATED
- CONCRETE 5,000 PSI @ 28 DAYS
- REINFORCING: DETAILS FURNISHED UP REQUEST
- 6'-0" MAX. BACKFILL ON TOP OF TANK
- CAPACITY: 100 GALLONS/ 130 CUBIC FEET
- WEIGHT: 6500 LBS.+/-

**PEERLESS CONCRETE
PRODUCTS CO.**

246 Main Street
Butler, NJ 07405
973.838.3060p

SINCE 1959

sales@peerlessconcrete.com

www.peerlessconcrete.com

6' SEEPAGE PIT

CUSTOMER:

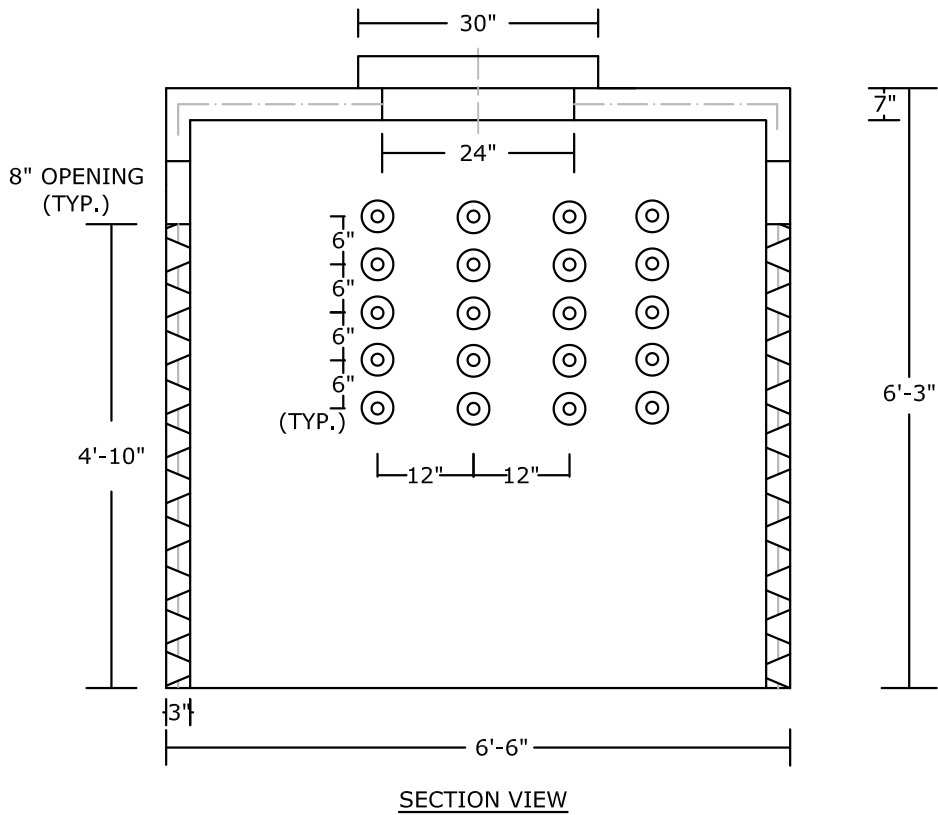
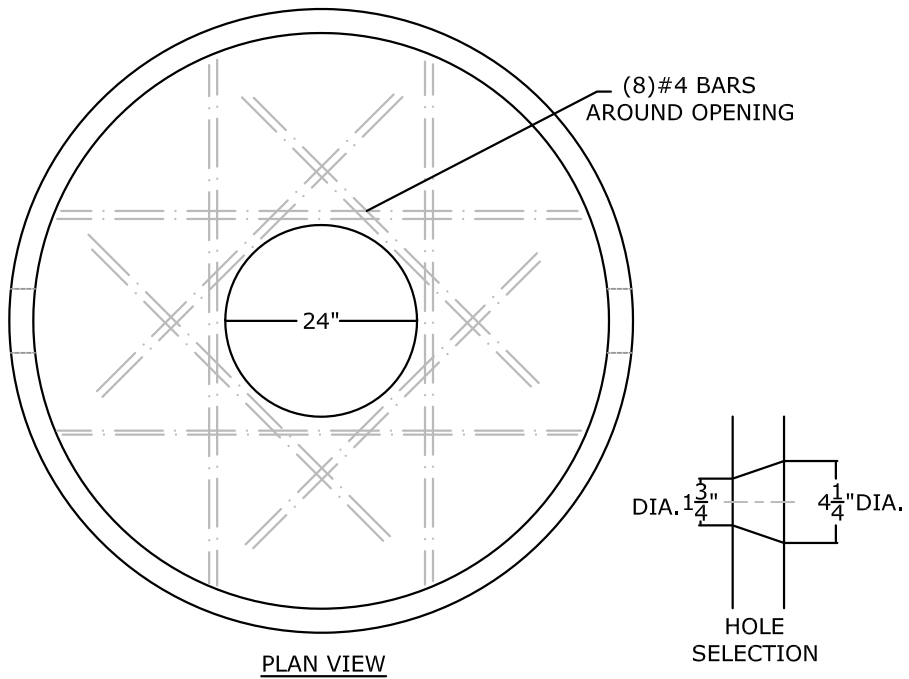
PROJECT:

SCALE: N.T.S.

DATE: 12/2023

EST#:

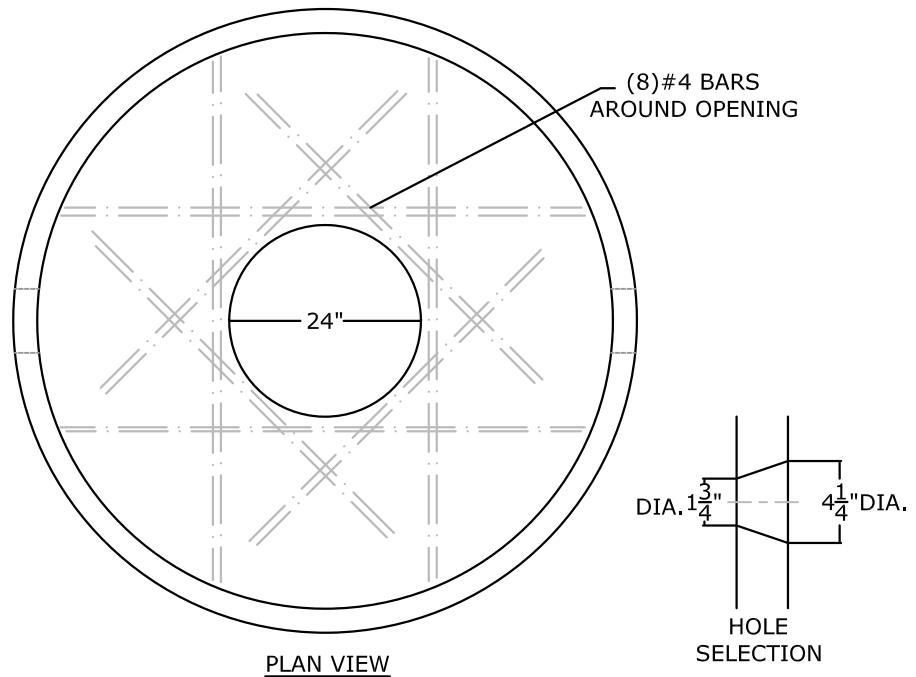
B-5



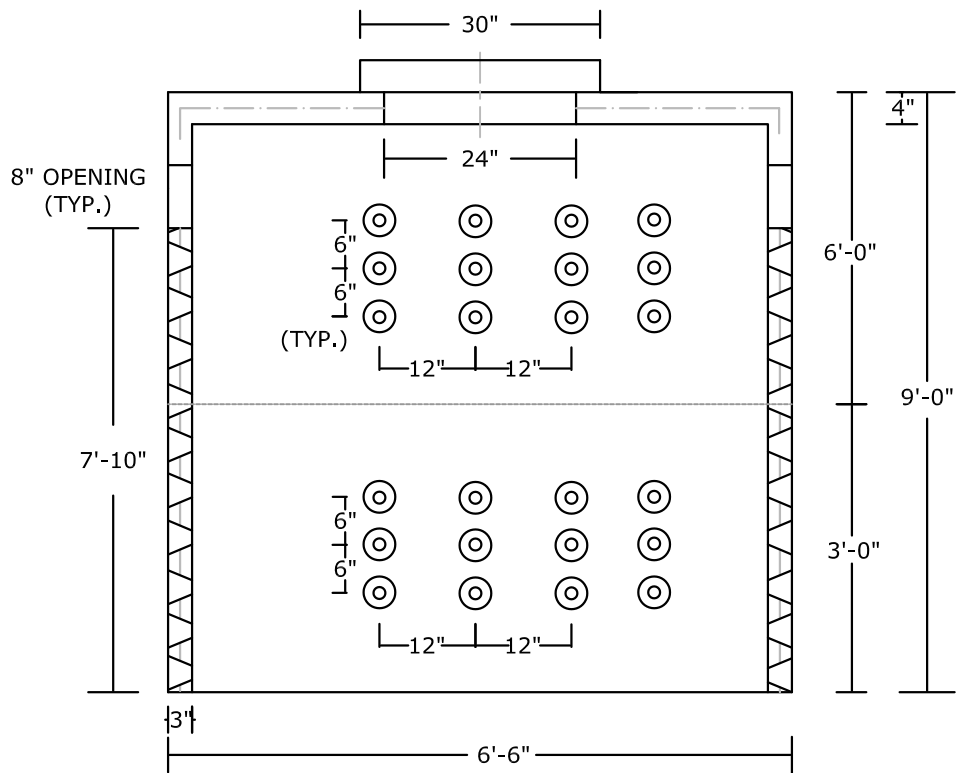
NOTES:

- RESIDENTIAL TRAFFIC ONLY
- CONCRETE 5,000 PSI @ 28 DAYS
- REINFORCING: DETAILS FURNISHED UP REQUEST
- CAPACITY: 1000 GALLONS/ 130 CUBIC FEET
- WEIGHT: 8000 LBS.+/-

PEERLESS CONCRETE PRODUCTS CO. SINCE 1959		246 Main Street Butler, NJ 07405 973.838.3060p	
sales@peerlessconcrete.com		www.peerlessconcrete.com	
6' SEEPAGE PIT WITH RESIDENTIAL TRAFFIC TOP			
CUSTOMER:			
PROJECT:			
SCALE: N.T.S.	DATE: 12/2023	EST#:	B-6



PLAN VIEW

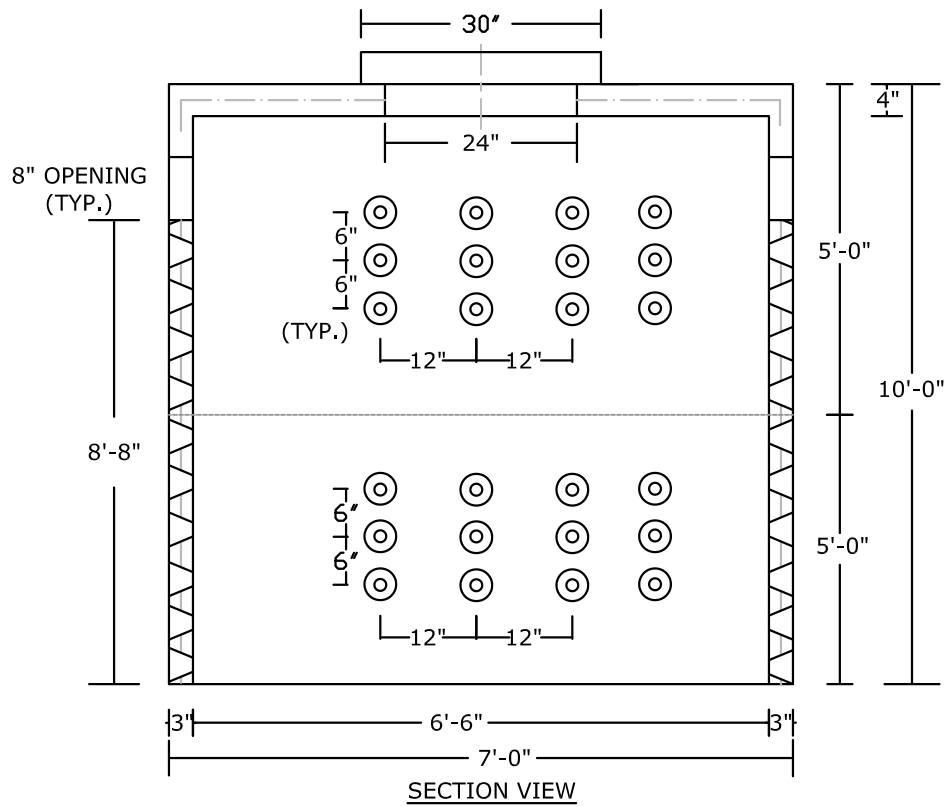
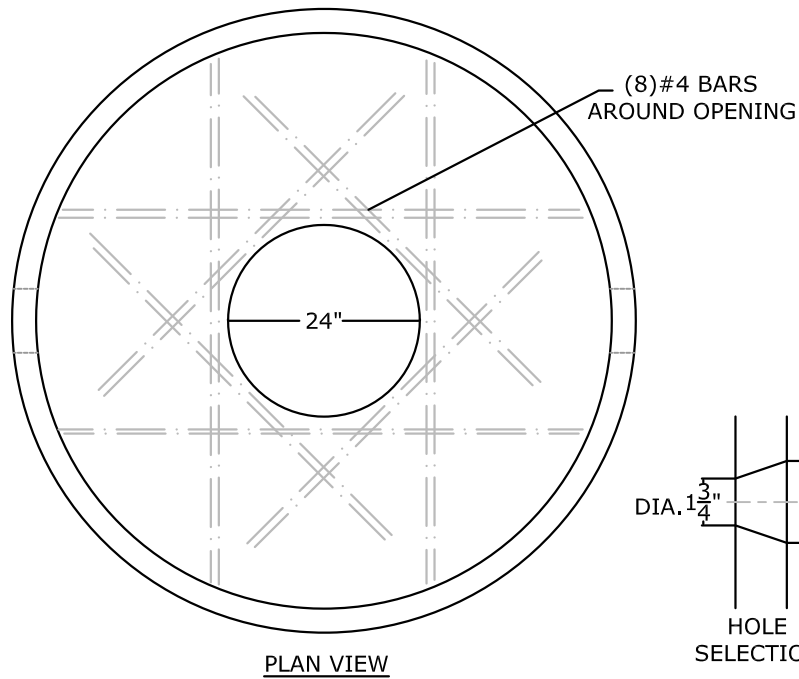


SECTION VIEW

NOTES:

- NON-TRAFFIC RATED
- CONCRETE 5,000 PSI @ 28 DAYS
- REINFORCING: DETAILS FURNISHED UP REQUEST
- 6'-0" MAX. BACKFILL ON TOP OF TANK
- TWO PIECE UNIT
- CAPACITY: 1500 GALLONS/ 200 CUBIC FEET
- WEIGHT: 5900 LBS. AND 2500 LBS. +/-

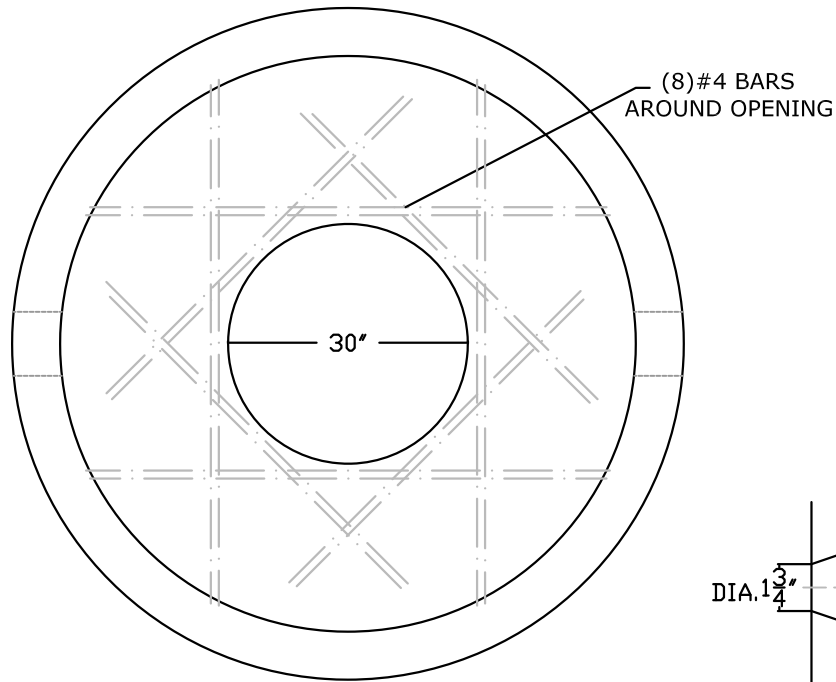
PEERLESS CONCRETE PRODUCTS CO.		246 Main Street Butler, NJ 07405 973.838.3060p	
SINCE 1959		www.peerlessconcrete.com	
sales@peerlessconcrete.com		www.peerlessconcrete.com	
9' SEEPAGE PIT			
CUSTOMER:			
PROJECT:			
SCALE: N.T.S.	DATE: 12/2023	EST#:	B-7



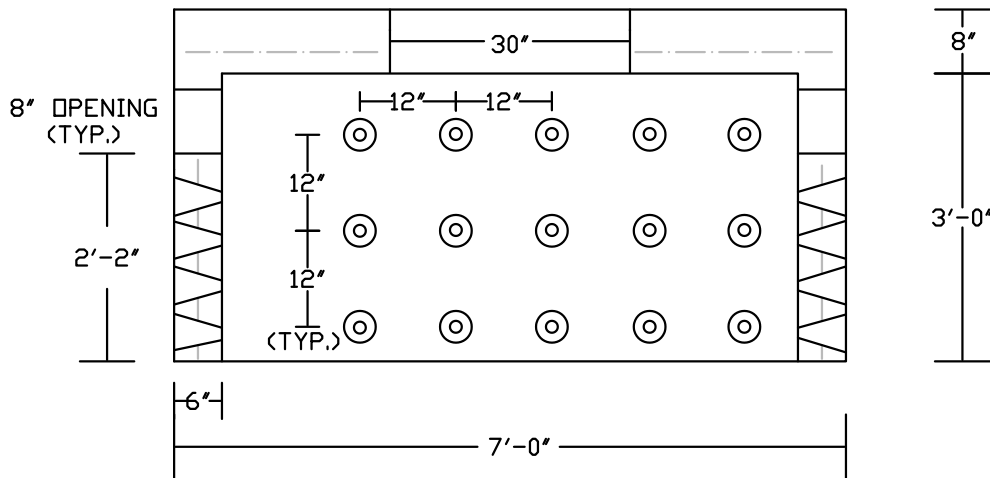
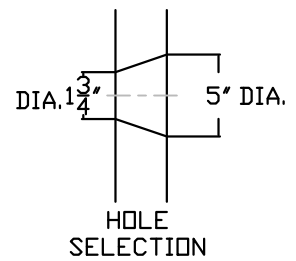
NOTES:

- NON-TRAFFIC RATED
- CONCRETE 5,000 PSI @ 28 DAYS
- REINFORCING: DETAILS FURNISHED UP REQUEST
- 6'-0" MAX. BACKFILL ON TOP OF TANK
- TWO PIECE UNIT
- CAPACITY: 2412 GALLONS/ 320 CUBIC FEET
- WEIGHT: 6000 LBS. +/- EACH SECTION

PEERLESS CONCRETE PRODUCTS CO.		246 Main Street Butler, NJ 07405 973.838.3060p	
SINCE 1959		www.peerlessconcrete.com	
sales@peerlessconcrete.com		www.peerlessconcrete.com	
10' SEEPAGE PIT			
CUSTOMER:			
PROJECT:			
SCALE: N.T.S.	DATE: 12/2023	EST#:	B-8



PLAN VIEW



SECTION VIEW

NOTES:

- HS-20 LOAD RATED
- CONCRETE 5,000 PSI @ 28 DAYS
- REINFORCING: DETAILS FURNISHED UP REQUEST
- ONE PIECE UNIT
- CAPACITY: 634 GALLONS/ 84 CUBIC FEET
- WEIGHT: 9000 LBS.+/-
- ADDITIONAL OPENINGS UPON REQUEST:
 - 24" x 48" (A) OPENING
 - 42" x 48" (B,E) OPENING
 - 48" ROUND OPENING

PEERLESS CONCRETE PRODUCTS CO.

SINCE 1959

sales@peerlessconcrete.com

246 Main Street
Butler, NJ 07405
973.838.3060p

www.peerlessconcrete.com

3'-8" HI x 7'-0" DIA. HEAVY DUTY SEEPAGE PIT

CUSTOMER:

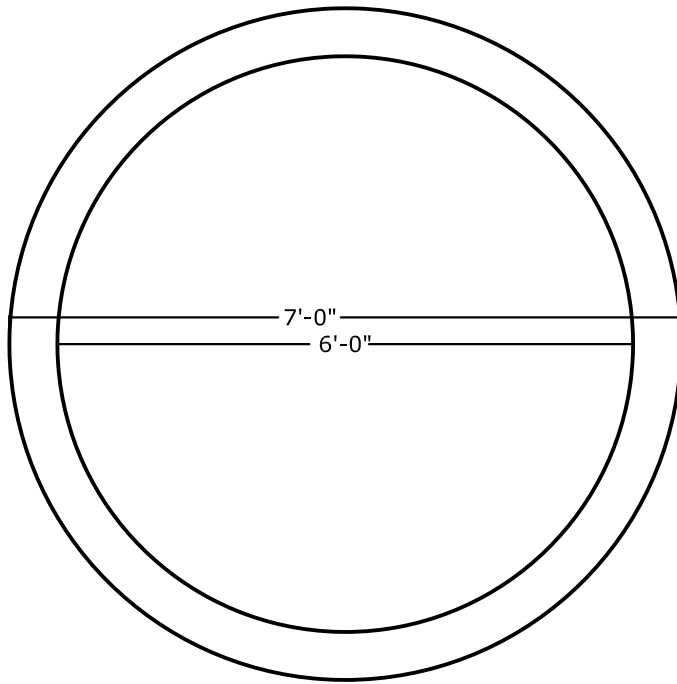
PROJECT:

SCALE: N.T.S.

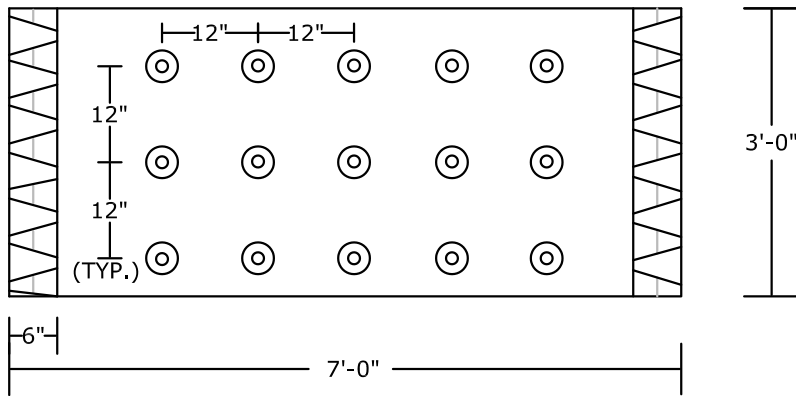
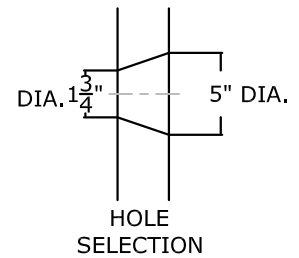
DATE: 12/2023

EST#:

B-9



PLAN VIEW

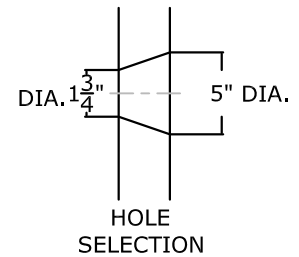
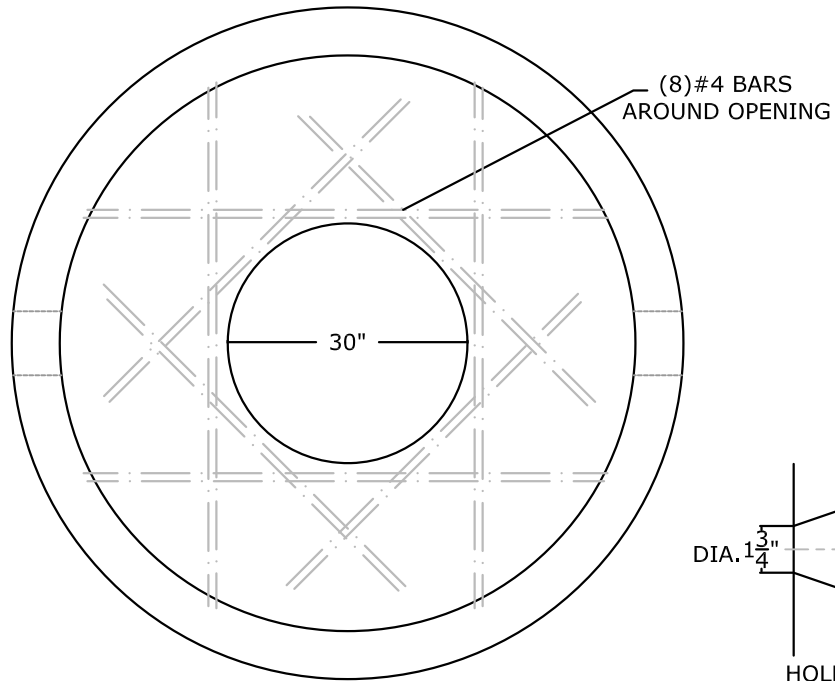


SECTION VIEW

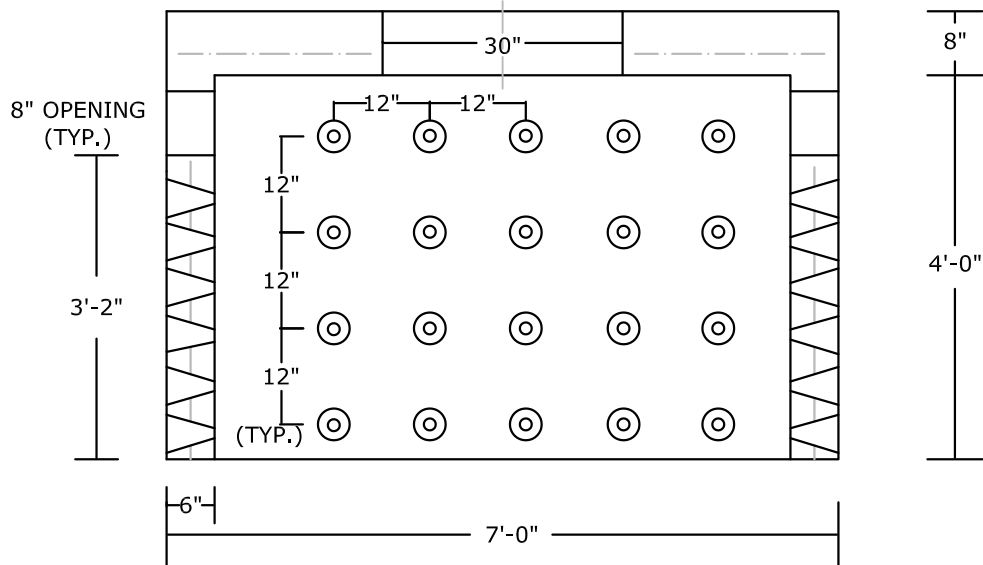
NOTES:

- HS-20 LOAD RATED
- CONCRETE 5,000 PSI @ 28 DAYS
- REINFORCING: DETAILS FURNISHED UP REQUEST
- CAPACITY: 634 GALLONS/ 84 CUBIC FEET
- WEIGHT: 5000 LBS.+/-

PEERLESS CONCRETE PRODUCTS CO.		246 Main Street Butler, NJ 07405 973.838.3060p	
<i>SINCE 1959</i>			
sales@peerlessconcrete.com		www.peerlessconcrete.com	
3'-0" HI x 7'-0" DIA. HEAVY DUTY SEEPAGE RING			
CUSTOMER:			
PROJECT:			
SCALE: N.T.S.	DATE: 12/2023	EST#:	B-10



PLAN VIEW

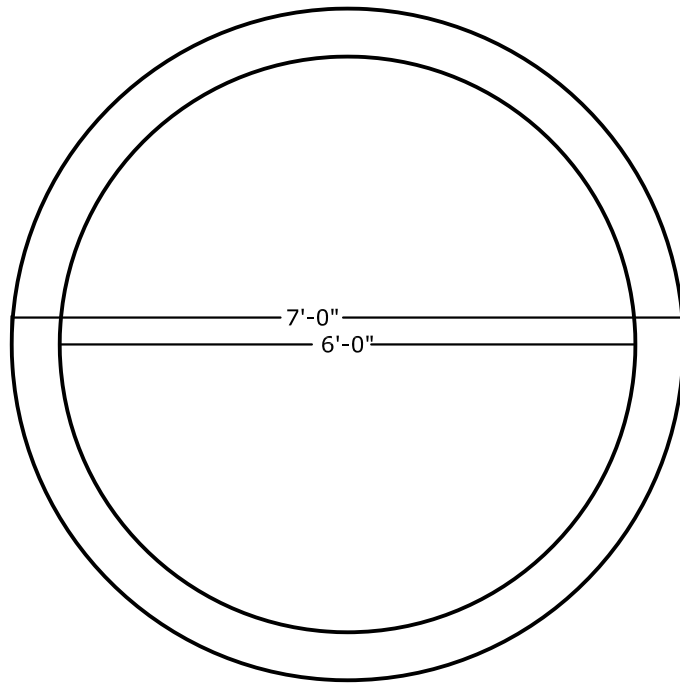


SECTION VIEW

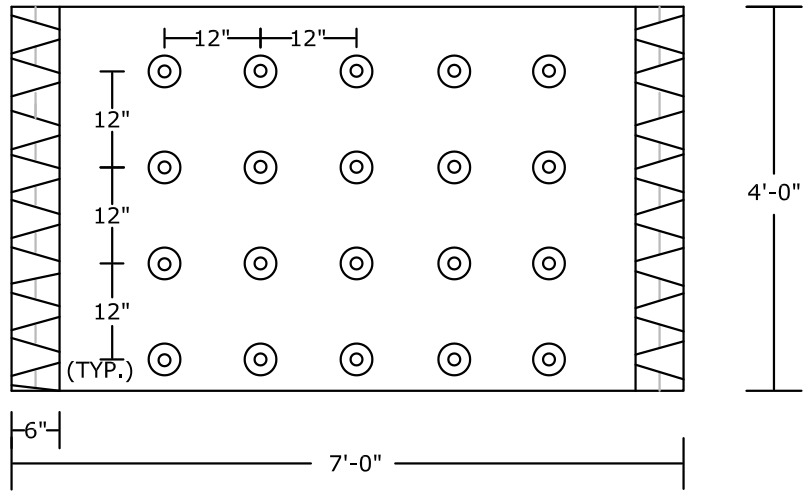
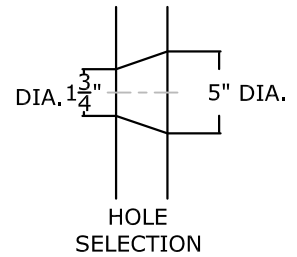
NOTES:

- HS-20 LOAD RATED
- CONCRETE 5,000 PSI @ 28 DAYS
- REINFORCING: DETAILS FURNISHED UP REQUEST
- ONE PIECE UNIT
- CAPACITY: 845 GALLONS/ 112 CUBIC FEET
- WEIGHT: 10,000 LBS.+/-
- ADDITIONAL OPENING UPON REQUEST:
 - 24" x 48" (A) OPENING
 - 42" x 48" (B,E) OPENING
 - 48" ROUND OPENING

PEERLESS CONCRETE PRODUCTS CO.		246 Main Street Butler, NJ 07405 973.838.3060p	
<i>SINCE 1959</i>		www.peerlessconcrete.com	
sales@peerlessconcrete.com		www.peerlessconcrete.com	
4'-8" HI x 7'-0" DIA. HEAVY DUTY SEEPAGE PIT			
CUSTOMER:			
PROJECT:			
SCALE: N.T.S.	DATE: 12/2023	EST#:	B-11



PLAN VIEW

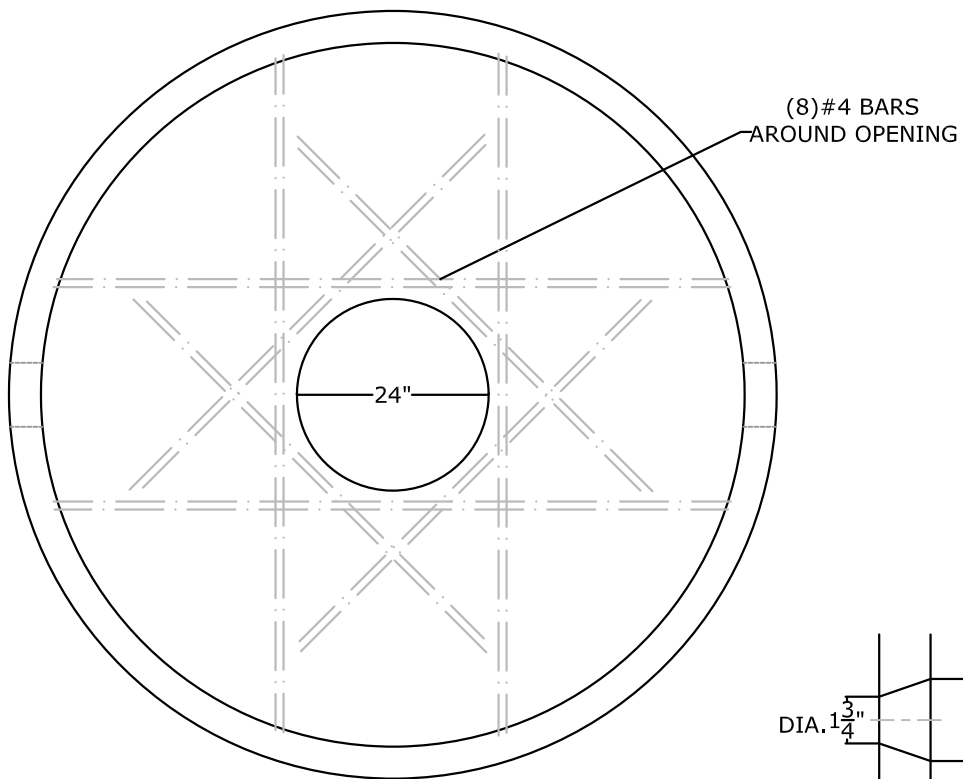


SECTION VIEW

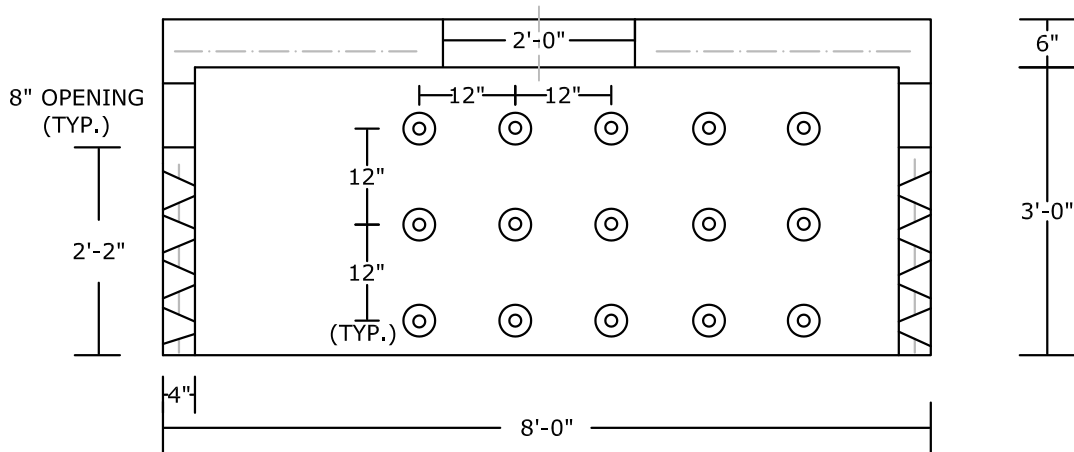
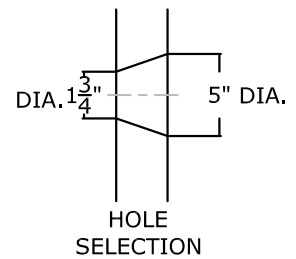
NOTES:

- HS-20 LOAD RATED
- CONCRETE 5,000 PSI @ 28 DAYS
- REINFORCING: DETAILS FURNISHED UP REQUEST
- CAPACITY: 845 GALLONS/ 112 CUBIC FEET
- WEIGHT: 6,500 LBS.+/-

PEERLESS CONCRETE PRODUCTS CO.		246 Main Street Butler, NJ 07405 973.838.3060p	
SINCE 1959			
sales@peerlessconcrete.com		www.peerlessconcrete.com	
4'-0" HI x 7'-0" DIA. HEAVY DUTY SEEPAGE RING			
CUSTOMER:			
PROJECT:			
SCALE: N.T.S.	DATE: 12/2023	EST#:	B-12



PLAN VIEW

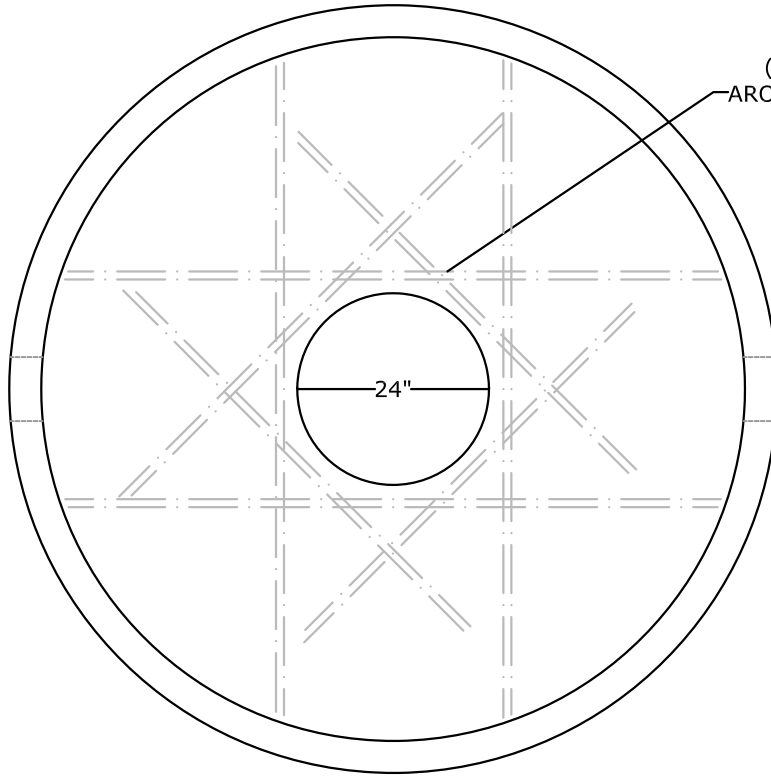


SECTION VIEW

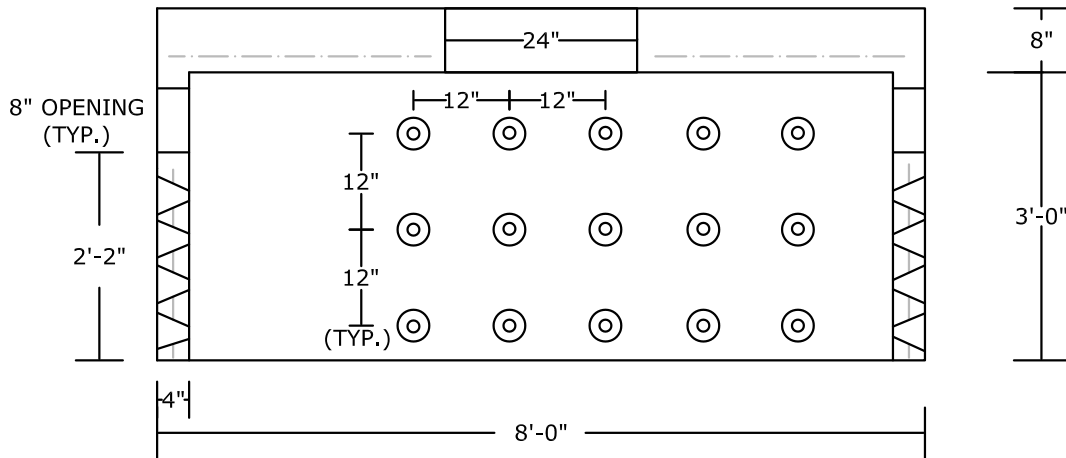
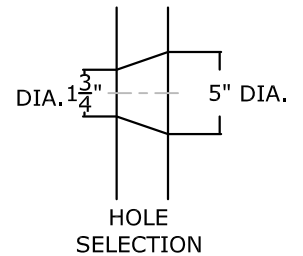
NOTES:

- NON-TRAFFIC RATED
- CONCRETE 5,000 PSI @ 28 DAYS
- REINFORCING: DETAILS FURNISHED UP REQUEST
- ONE PIECE UNIT
- CAPACITY: 970 GALLONS/ 130 CUBIC FEET
- WEIGHT: 7,500 LBS.+/-

PEERLESS CONCRETE PRODUCTS CO.		246 Main Street Butler, NJ 07405 973.838.3060p	
<i>SINCE 1959</i>		www.peerlessconcrete.com	
sales@peerlessconcrete.com		www.peerlessconcrete.com	
3'-6" HI x 8'-0" DIA. SEEPAGE PIT			
CUSTOMER:			
PROJECT:			
SCALE: N.T.S.	DATE: 12/2023	EST#:	B-13



PLAN VIEW

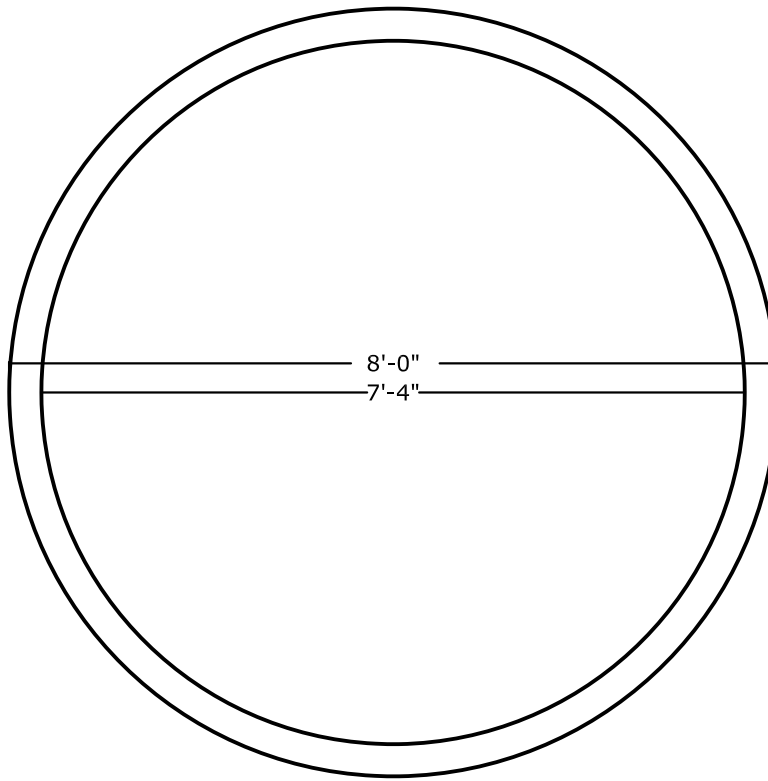


SECTION VIEW

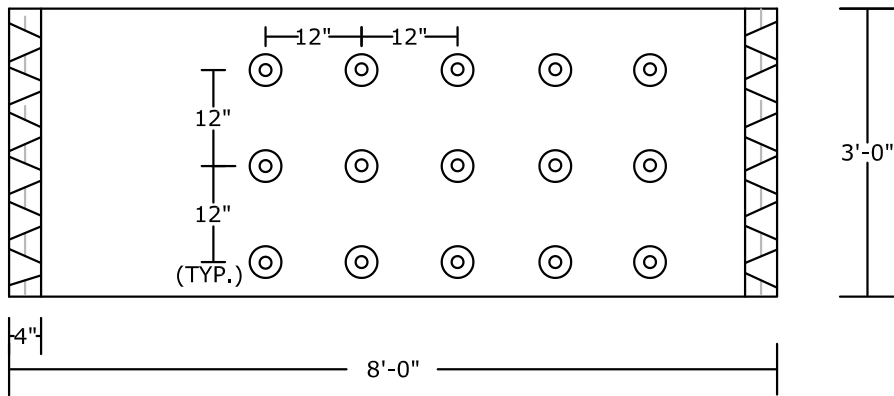
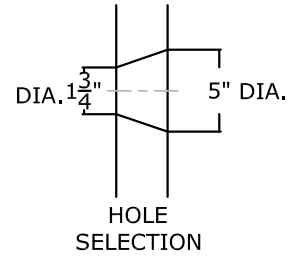
NOTES:

- HS-20 LOAD RATED
- CONCRETE 5,000 PSI @ 28 DAYS
- REINFORCING: DETAILS FURNISHED UP REQUEST
- ONE PIECE UNIT
- CAPACITY: 970 GALLONS/ 130 CUBIC FEET
- WEIGHT: 9,000 LBS.+/-

PEERLESS CONCRETE PRODUCTS CO.		246 Main Street Butler, NJ 07405 973.838.3060p	
SINCE 1959		www.peerlessconcrete.com	
sales@peerlessconcrete.com		www.peerlessconcrete.com	
3'-8" HI x 8'-0" DIA. HEAVY DUTY SEEPAGE PIT			
CUSTOMER:			
PROJECT:			
SCALE: N.T.S.	DATE: 12/2023	EST#:	B-14



PLAN VIEW

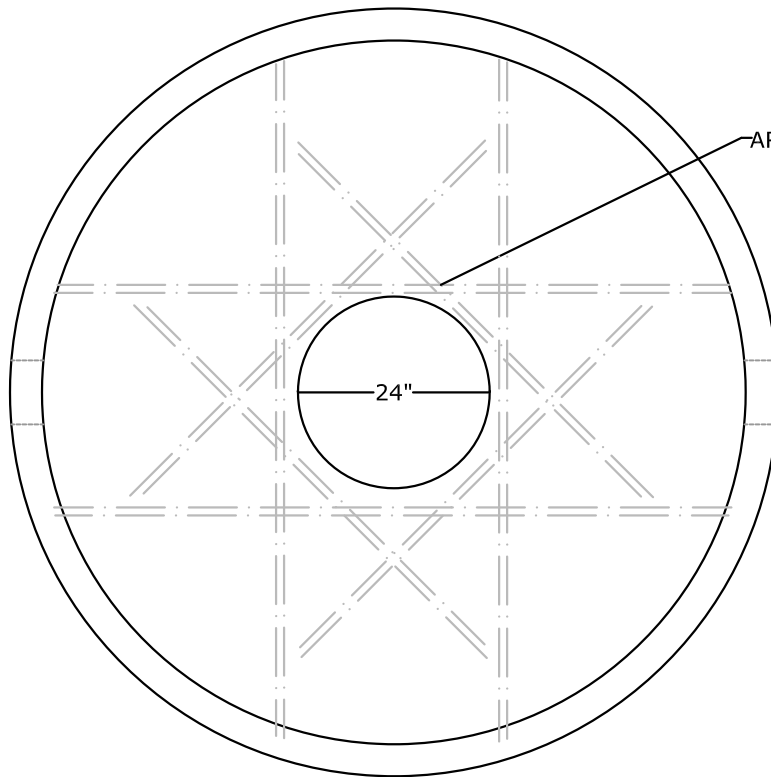


SECTION VIEW

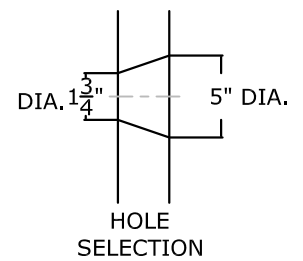
NOTES:

- HS-20 LOAD RATED
- CONCRETE 5,000 PSI @ 28 DAYS
- REINFORCING: DETAILS FURNISHED UP REQUEST
- CAPACITY: 970 GALLONS/ 130 CUBIC FEET
- WEIGHT: 4,000 LBS. +/-

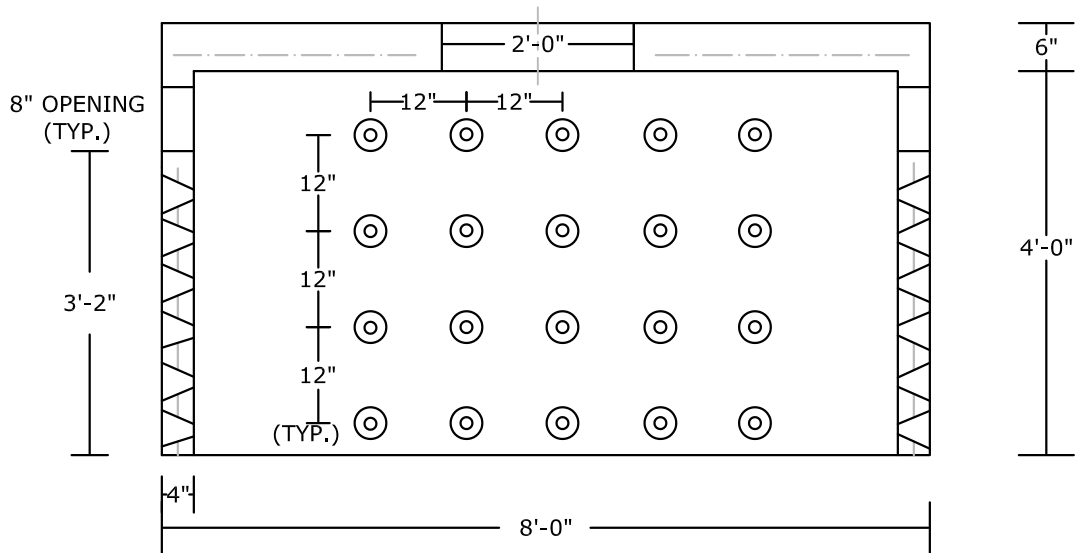
PEERLESS CONCRETE PRODUCTS CO. SINCE 1959 sales@peerlessconcrete.com		246 Main Street Butler, NJ 07405 973.838.3060p	
		www.peerlessconcrete.com	
3'-0" HI x 8'-0" DIA. SEEPAGE RING			
CUSTOMER:			
PROJECT:			
SCALE: N.T.S.	DATE: 12/2023	EST#:	B-15



(8) #4 BARS
AROUND OPENING



PLAN VIEW

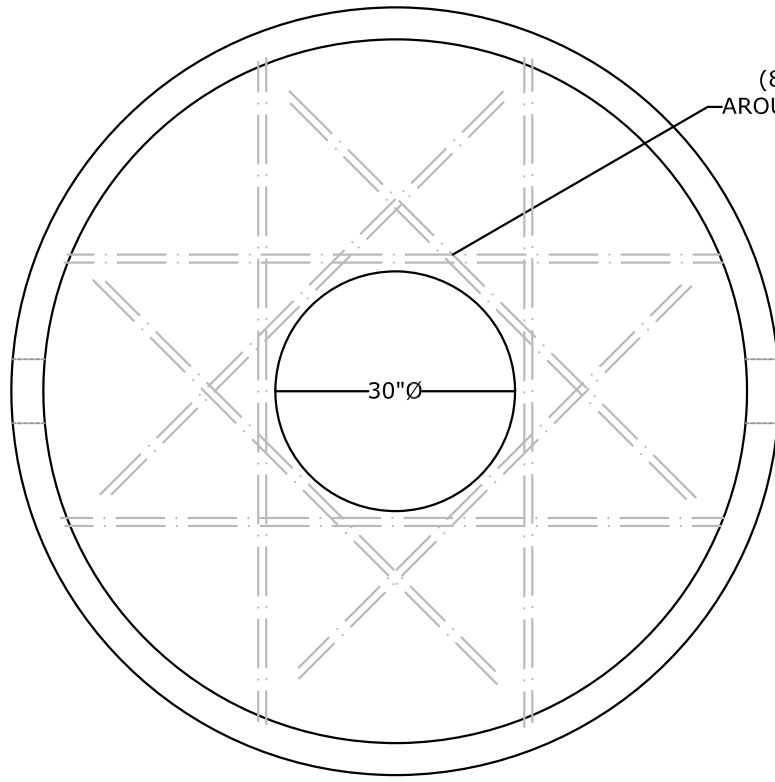


SECTION VIEW

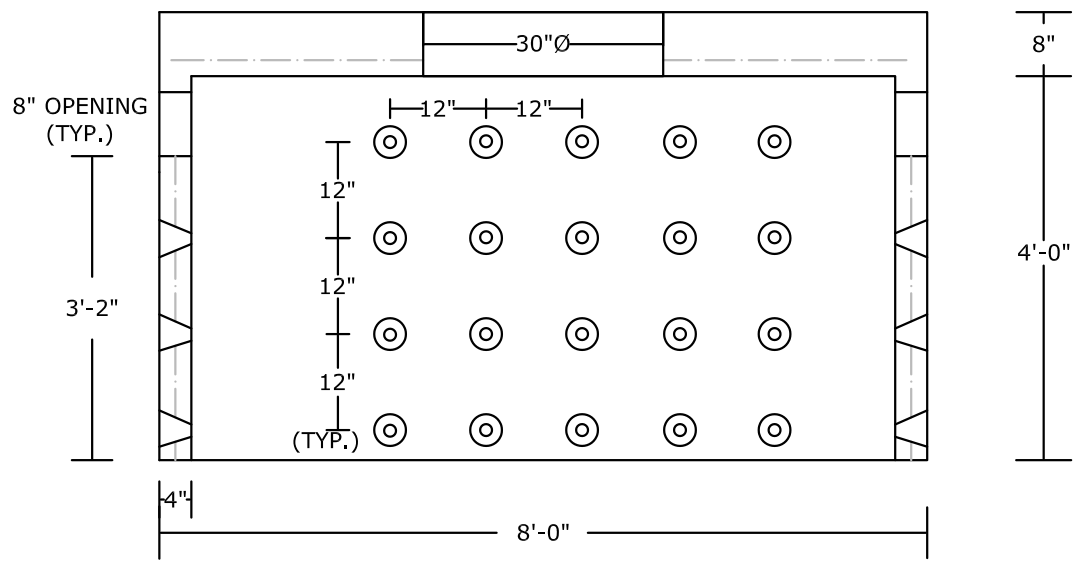
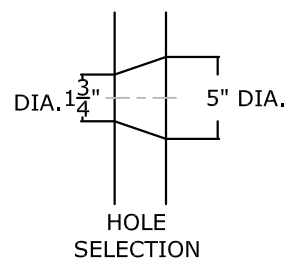
NOTES:

- NON-TRAFFIC RATED
- CONCRETE 5,000 PSI @ 28 DAYS
- REINFORCING: DETAILS FURNISHED UP REQUEST
- ONE PIECE UNIT
- CAPACITY: 1290 GALLONS/ 172 CUBIC FEET
- WEIGHT: 9,000 LBS.+/-

PEERLESS CONCRETE PRODUCTS CO.		246 Main Street Butler, NJ 07405 973.838.3060p	
SINCE 1959		www.peerlessconcrete.com	
sales@peerlessconcrete.com		www.peerlessconcrete.com	
4'-6" HI x 8'-0" DIA. SEEPAGE PIT			
CUSTOMER:			
PROJECT:			
SCALE: N.T.S.	DATE: 12/2023	EST#:	B-16



PLAN VIEW

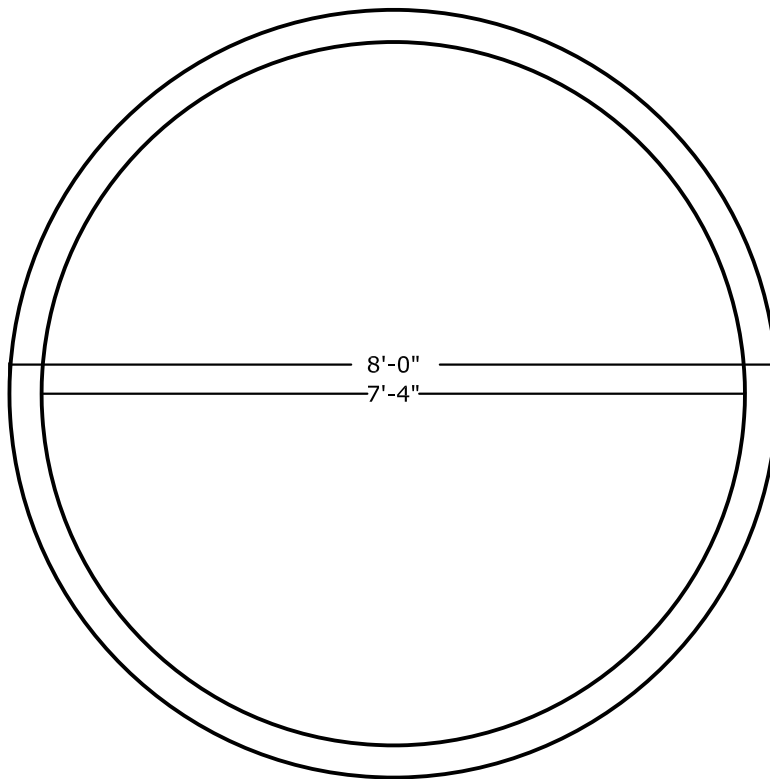


SECTION VIEW

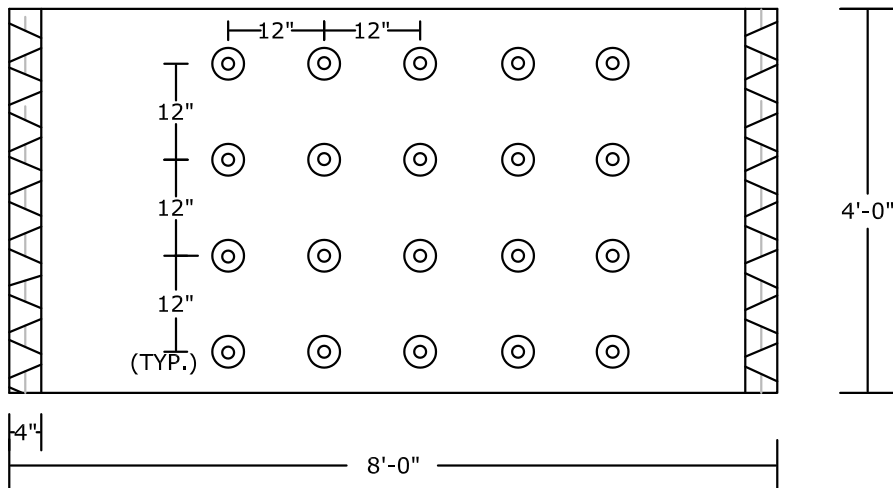
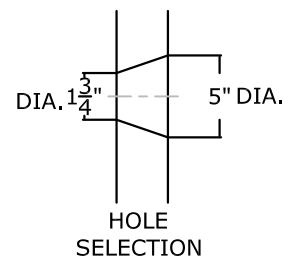
NOTES:

- HS-20 LOAD RATED
- CONCRETE 5,000 PSI @ 28 DAYS
- REINFORCING: DETAILS FURNISHED UP REQUEST
- ONE PIECE UNIT
- CAPACITY: 1290 GALLONS/ 172 CUBIC FEET
- WEIGHT: 10,000 LBS.+/-

PEERLESS CONCRETE PRODUCTS CO.		246 Main Street Butler, NJ 07405 973.838.3060p	
<i>SINCE 1959</i>			
sales@peerlessconcrete.com		www.peerlessconcrete.com	
4'-8" HI x 8'-0" DIA. HEAVY DUTY SEEPAGE PIT			
CUSTOMER:			
PROJECT:			
SCALE: N.T.S.	DATE: 12/2023	EST#:	B-17




PLAN VIEW

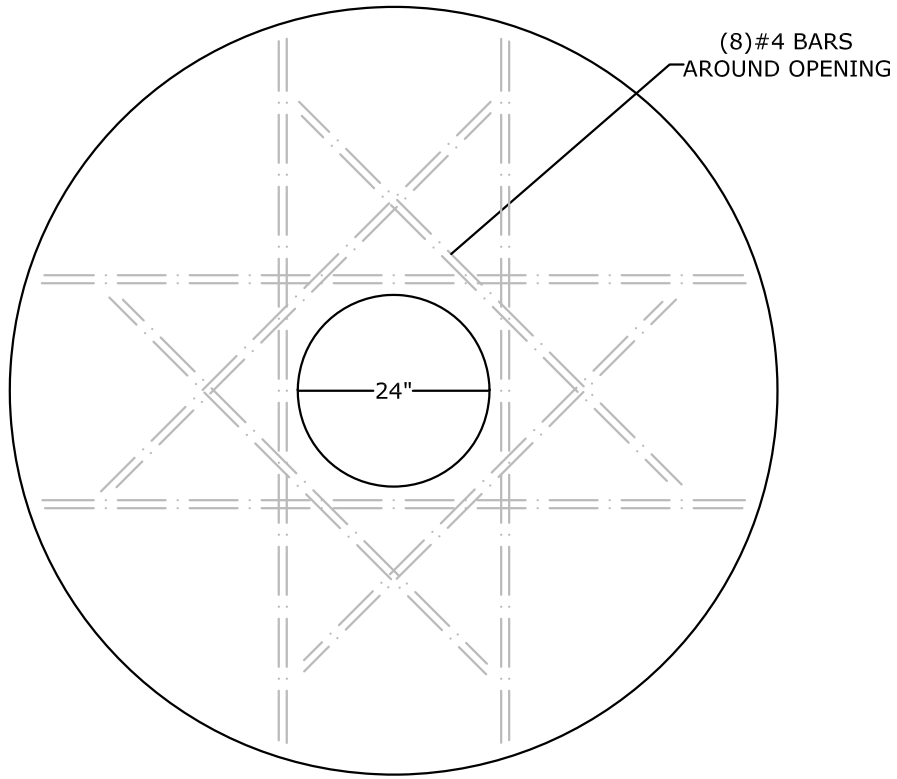


SECTION VIEW

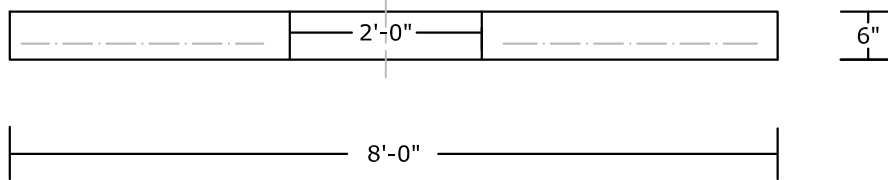
NOTES:

- HS-20 LOAD RATED
- CONCRETE 5,000 PSI @ 28 DAYS
- REINFORCING: DETAILS FURNISHED UP REQUEST
- CAPACITY: 1290 GALLONS/ 172 CUBIC FEET
- WEIGHT: 5,000 LBS.+/-

		246 Main Street Butler, NJ 07405 973.838.3060p	
		SINCE 1959	
sales@peerlessconcrete.com		www.peerlessconcrete.com	
4'-0" HI x 8'-0" DIA. SEEPAGE RING			
CUSTOMER:			
PROJECT:			
SCALE: N.T.S.	DATE: 12/2023	EST#:	B-18



PLAN VIEW

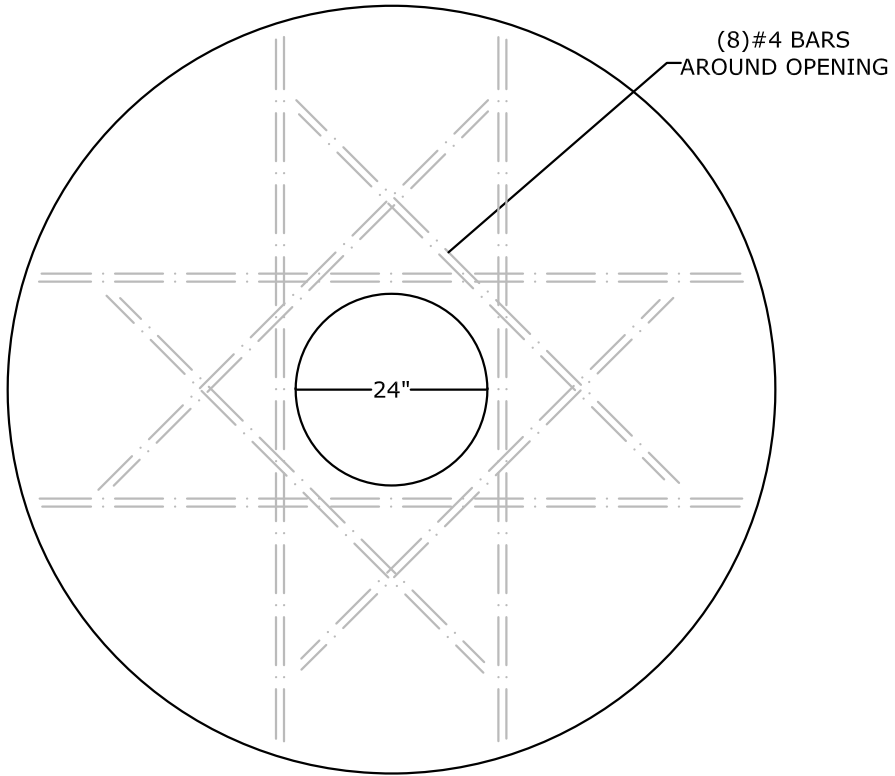


SECTION VIEW

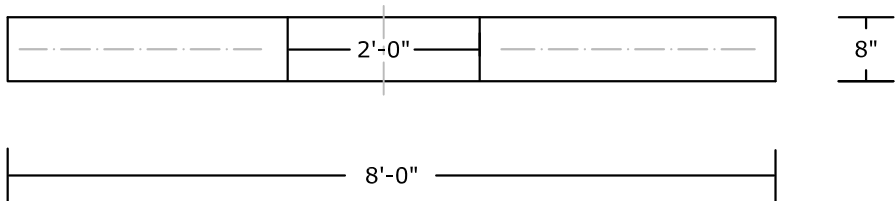
NOTES:

- NON-TRAFFIC RATED
- CONCRETE 5,000 PSI @ 28 DAYS
- REINFORCING: DETAILS FURNISHED UP REQUEST
- ONE PIECE UNIT
- WEIGHT: 4,000 LBS.+/-

PEERLESS CONCRETE PRODUCTS CO.		246 Main Street Butler, NJ 07405 973.838.3060p	
<i>SINCE 1959</i>		www.peerlessconcrete.com	
sales@peerlessconcrete.com		www.peerlessconcrete.com	
8'-0" DIAMETER LIGHT DUTY LID			
CUSTOMER:			
PROJECT:			
SCALE: N.T.S.	DATE: 12/2023	EST#:	B-19



PLAN VIEW

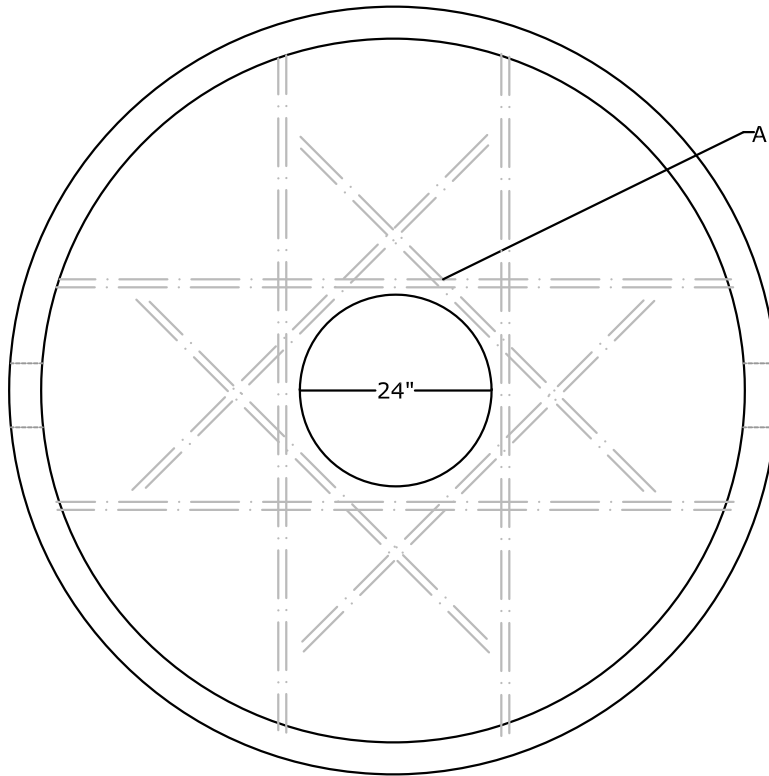


SECTION VIEW

NOTES:

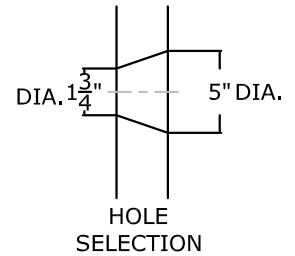
- HS-20 LOAD RATED
- CONCRETE 5,000 PSI @ 28 DAYS
- REINFORCING: DETAILS FURNISHED UP REQUEST
- ONE PIECE UNIT
- WEIGHT: 5,000 LBS.+/-

PEERLESS CONCRETE PRODUCTS CO.		246 Main Street Butler, NJ 07405 973.838.3060p	
<i>SINCE 1959</i>			
sales@peerlessconcrete.com		www.peerlessconcrete.com	
8'-0" DIAMETER HEAVY DUTY LID			
CUSTOMER:			
PROJECT:			
SCALE: N.T.S.	DATE: 12/2023	EST#:	B-20



(8) #4 BARS
AROUND OPENING

24"

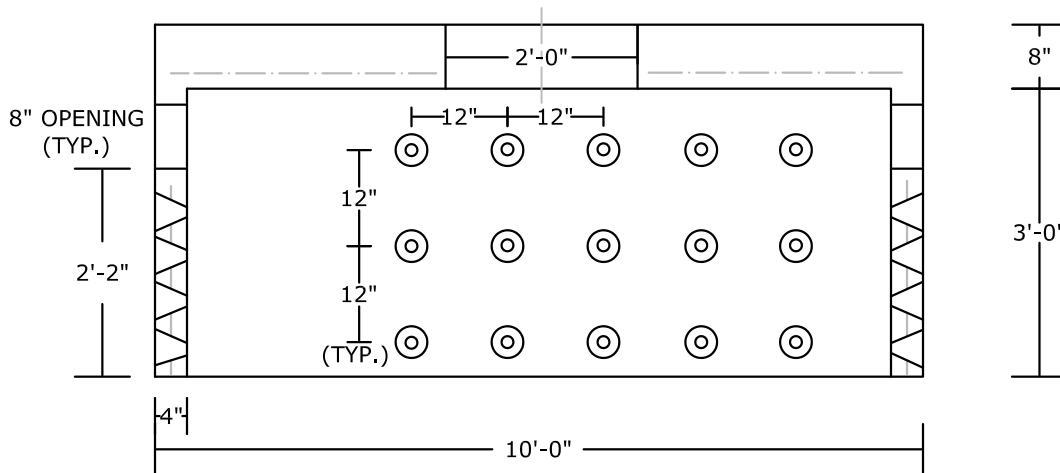


DIA. 1 3/4"

5" DIA.

HOLE
SELECTION

PLAN VIEW



8" OPENING
(TYP.)

2'-2"

12"

12"

(TYP.)

2'-0"

10'-0"

8"

3'-0"

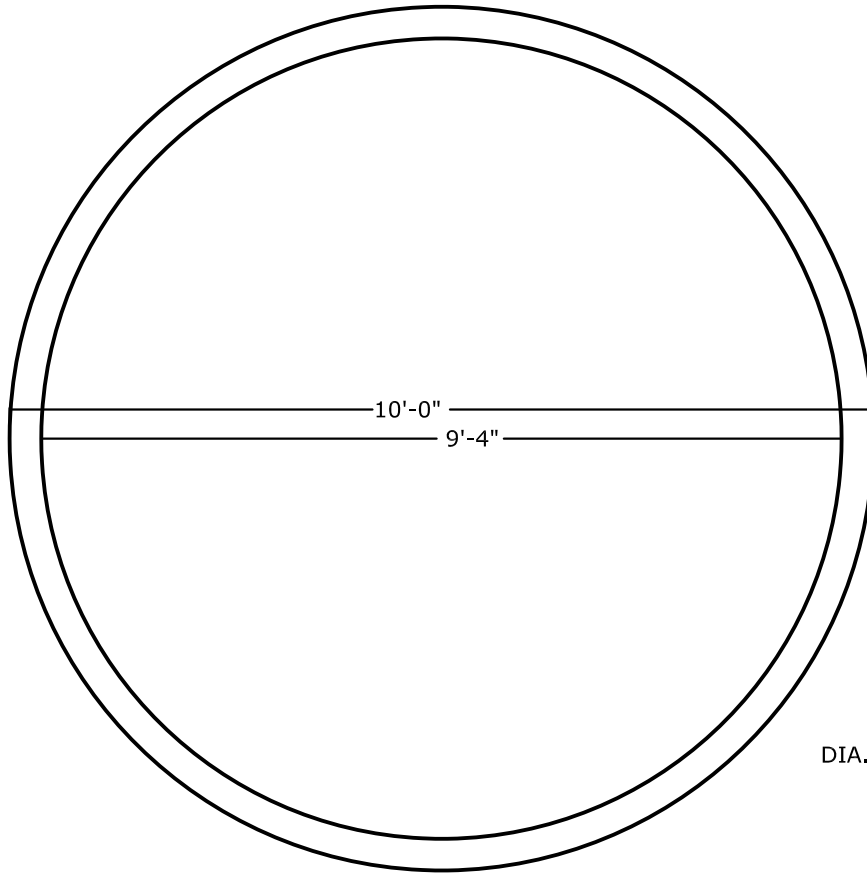
4"

SECTION VIEW

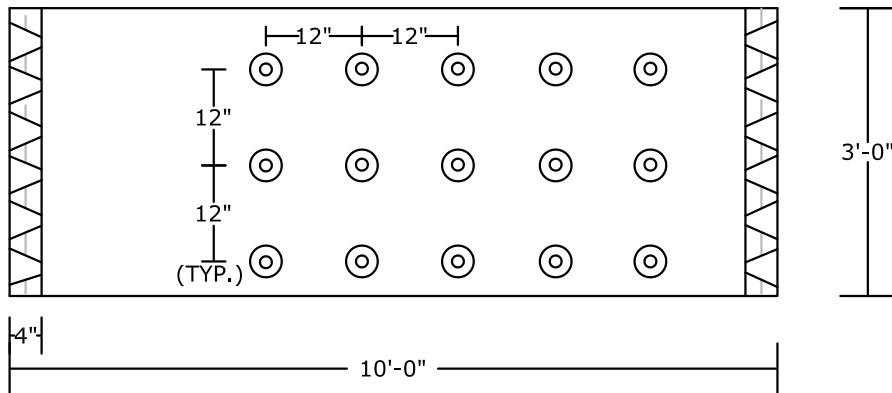
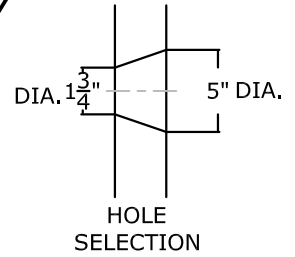
NOTES:

- HS-20 LOAD RATED
- CONCRETE 5,000 PSI @ 28 DAYS
- REINFORCING: DETAILS FURNISHED UP REQUEST
- ONE PIECE UNIT
- CAPACITY: 1530 GALLONS/ 205 CUBIC FEET
- WEIGHT: 12,600 LBS.+/-

PEERLESS CONCRETE PRODUCTS CO. SINCE 1959		246 Main Street Butler, NJ 07405 973.838.3060p	
		sales@peerlessconcrete.com www.peerlessconcrete.com	
3'-8" HI x 10'-0" DIA. HEAVY DUTY SEEPAGE PIT			
CUSTOMER:			
PROJECT:			
SCALE: N.T.S.	DATE: 12/2023	EST#:	B-21



PLAN VIEW



SECTION VIEW

NOTES:

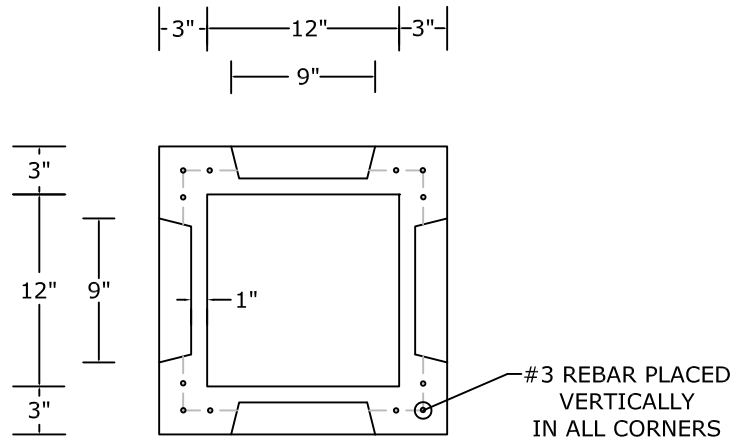
- HS-20 LOAD RATED
- CONCRETE 5,000 PSI @ 28 DAYS
- REINFORCING: DETAILS FURNISHED UP REQUEST
- CAPACITY: 1530 GALLONS/ 205 CUBIC FEET
- WEIGHT: 5,000 LBS. +/-

PEERLESS CONCRETE PRODUCTS CO.		246 Main Street Butler, NJ 07405 973.838.3060p	
<i>SINCE 1959</i>			
sales@peerlessconcrete.com		www.peerlessconcrete.com	
3'-0" HI x 10'-0" DIA. SEEPAGE RING			
CUSTOMER:			
PROJECT:			
SCALE: N.T.S.	DATE: 12/2023	EST#:	B-22

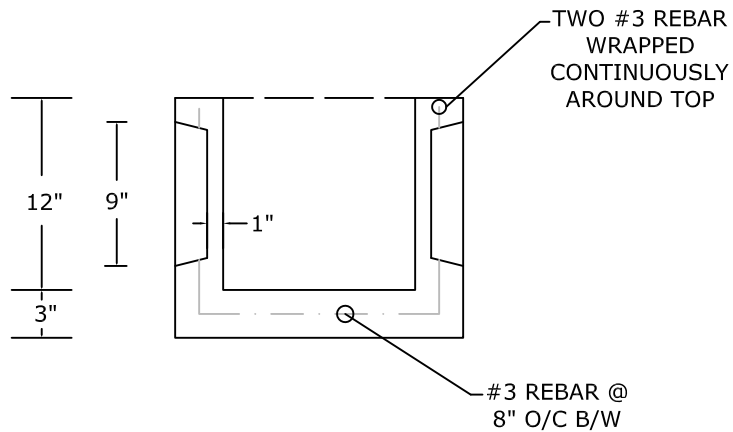
PEERLESS CONCRETE PRODUCTS CO.
SINCE 1959

Index

Item	Page
Section C- Catch Basins (Index)	C-1
12" X 12" Catch Basin.....	C-2
18" X 18" Catch Basin.....	C-3
24" X 24" Catch Basin.....	C-4
30" X 30" Catch Basin.....	C-5
New Jersey Inlet Type "A"	C-6
New Jersey Inlet Type "A" Knockout.....	C-7
New Jersey Inlet Type "B/E"	C-8
New Jersey Inlet Type "B/E" Knockout.....	C-9
Double "B/E" Inlet.....	C-10
New Jersey Inlet Type "C/D"	C-11
New Jersey Inlet Type "C/D" Knockout.....	C-12
4' X 4' Catch Basin with Lentil Top.....	C-13
4' X 6' Catch Basin with Lentil Top.....	C-14
5' X 5' Catch Basin with Top Slab.....	C-15
6' X 6' Catch Basin with Top Slab.....	C-16
54" X 60" Base Slab.....	C-17
72" X 72" Base Slab.....	C-18



PLAN VIEW

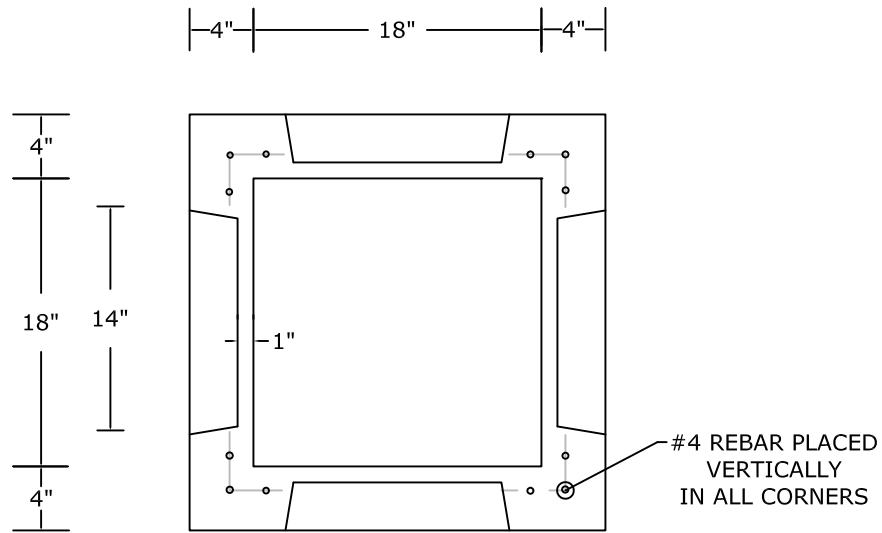


SECTION VIEW

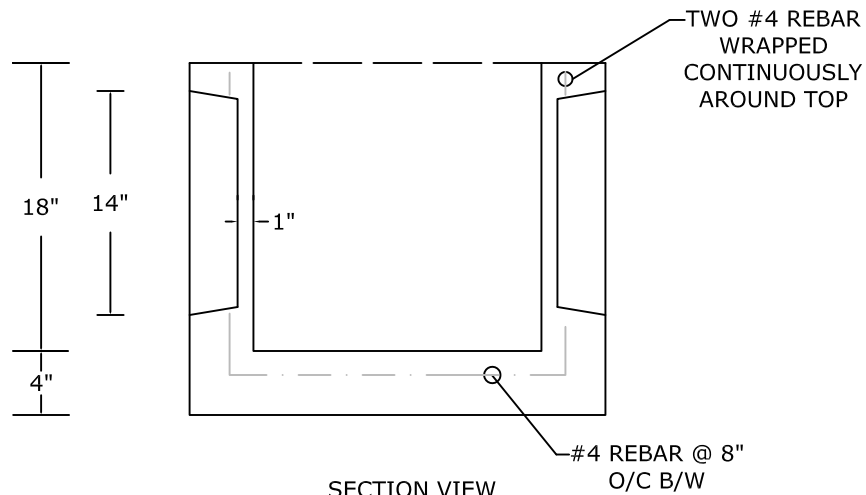
NOTES:

- HS-25 LOADING
- CONCRETE 5,000 PSI @ 28 DAYS
- REINFORCING: AS SPECIFIED, GRADE 60 REBAR
- MANUFACTURED IN ACCORDANCE WITH ASTM C-913
- WEIGHT: 225 LBS.±

PEERLESS CONCRETE PRODUCTS CO. SINCE 1959		246 Main Street Butler, NJ 07405 973.838.3060p	
		sales@peerlessconcrete.com	
12" X 12" KNOCKOUT CATCH BASIN			
CUSTOMER:			
PROJECT:			C-2
SCALE: N.T.S.	DATE: 12/2023	EST#:	



PLAN VIEW

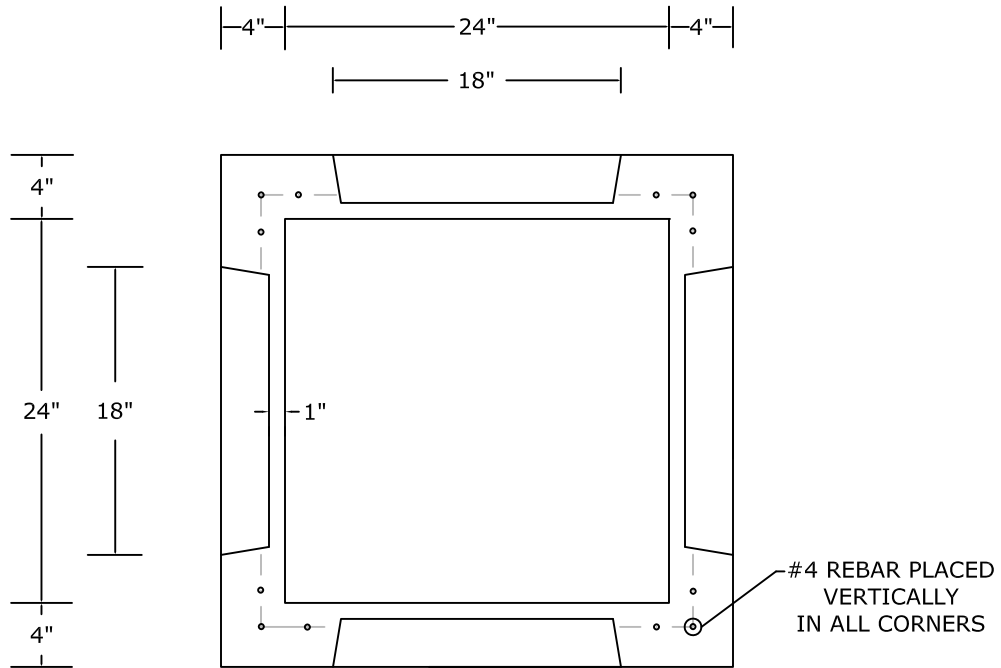


SECTION VIEW

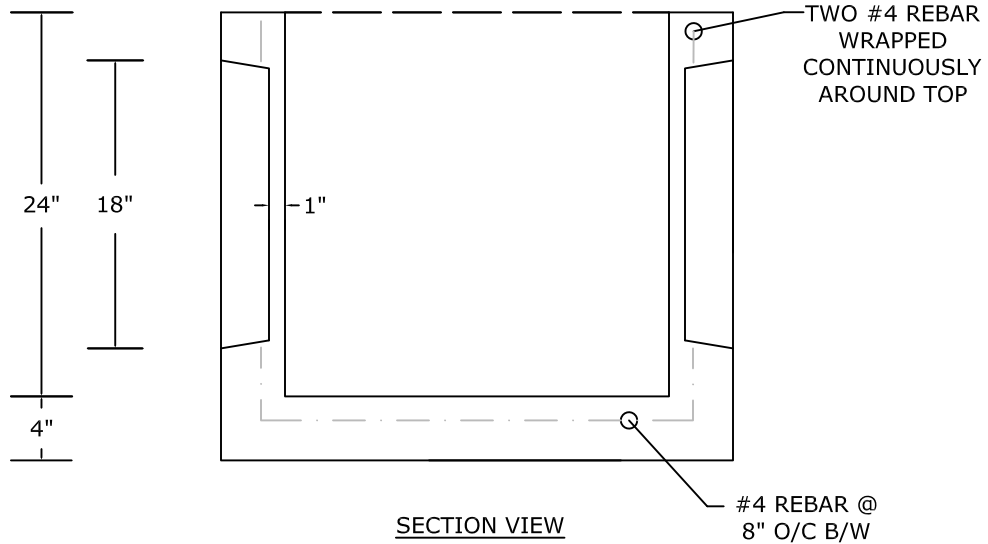
NOTES:

- HS-25 LOADING
- CONCRETE 5,000 PSI @ 28 DAYS
- REINFORCING: AS SPECIFIED, GRADE 60 REBAR
- MANUFACTURED IN ACCORDANCE WITH ASTM C-913
- WEIGHT: 390 LBS.±

PEERLESS CONCRETE PRODUCTS CO.		246 Main Street Butler, NJ 07405 973.838.3060p	
<i>SINCE 1959</i>		www.peerlessconcrete.com	
sales@peerlessconcrete.com		www.peerlessconcrete.com	
18" X 18" KNOCKOUT CATCH BASIN			
CUSTOMER:			
PROJECT:			
SCALE: N.T.S.	DATE: 12/2023	EST#:	C-3



PLAN VIEW

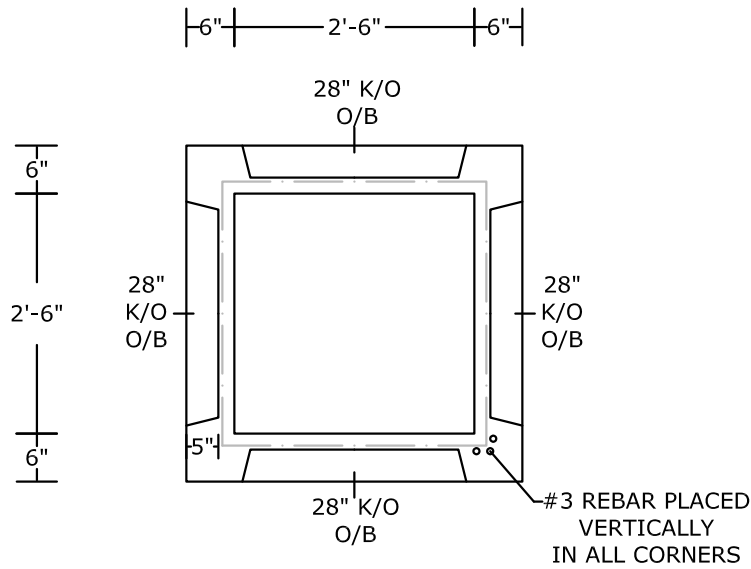


SECTION VIEW

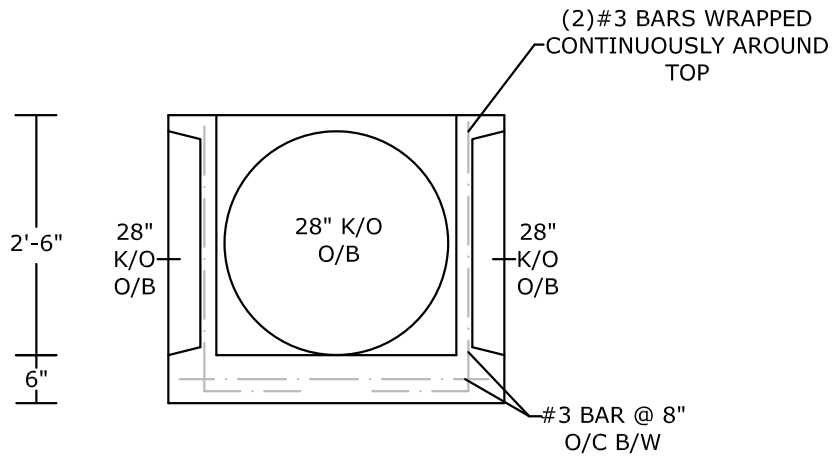
NOTES:

- HS-25 LOADING
- CONCRETE 5,000 PSI @ 28 DAYS
- REINFORCING: AS SPECIFIED, GRADE 60 REBAR
- MANUFACTURED IN ACCORDANCE WITH ASTM C-913
- WEIGHT: 1,100 LBS.±

PEERLESS CONCRETE PRODUCTS CO.		246 Main Street Butler, NJ 07405 973.838.3060p	
<i>SINCE 1959</i>		www.peerlessconcrete.com	
sales@peerlessconcrete.com		www.peerlessconcrete.com	
24" X 24" KNOCKOUT CATCH BASIN			
CUSTOMER:			
PROJECT:			
SCALE: N.T.S.	DATE: 12/2023	EST#:	C-4



PLAN VIEW

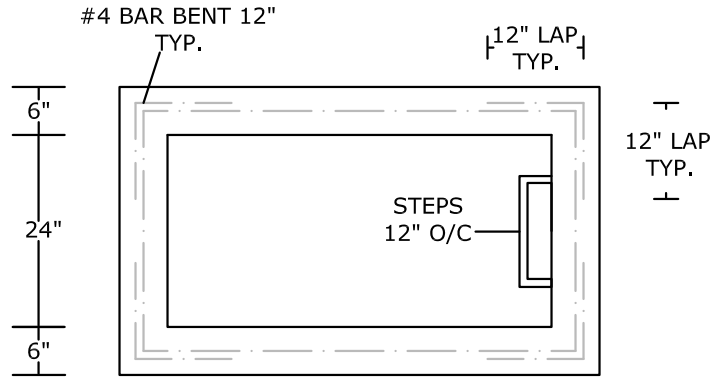


SECTION VIEW

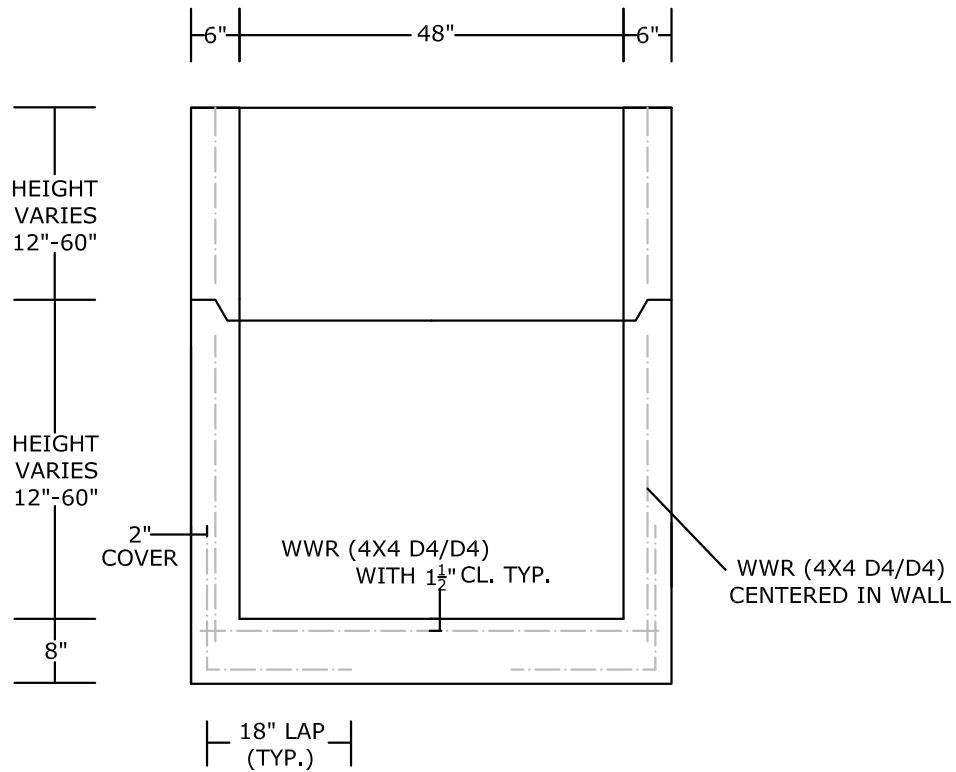
NOTES:

- HS-25 LOADING
- CONCRETE 5,000 PSI @ 28 DAYS
- REINFORCING: AS SPECIFIED, GRADE 60 REBAR
- MANUFACTURED IN ACCORDANCE WITH ASTM C-913
- WEIGHT: 2,200 LBS.±

PEERLESS CONCRETE PRODUCTS CO.		246 Main Street Butler, NJ 07405 973.838.3060p	
<i>SINCE 1959</i>		www.peerlessconcrete.com	
sales@peerlessconcrete.com		www.peerlessconcrete.com	
30" X 30" KNOCKOUT CATCH BASIN			
CUSTOMER:			
PROJECT:			
SCALE: N.T.S.	DATE: 12/2023	EST#:	C-5



PLAN VIEW

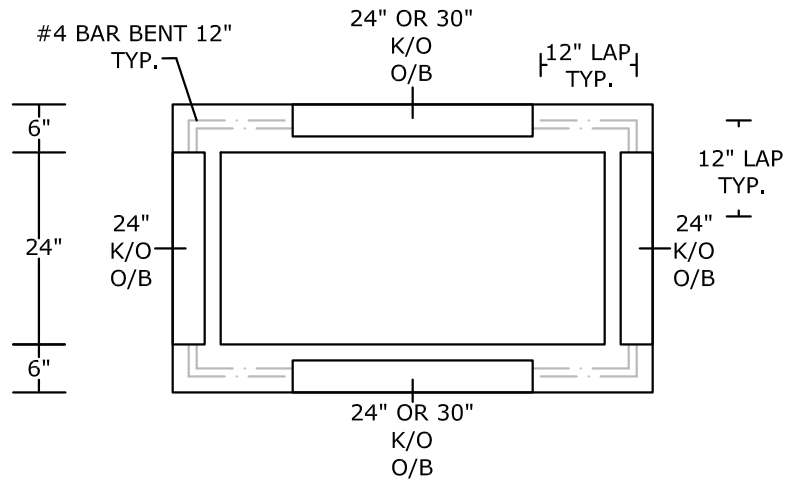


SECTION VIEW

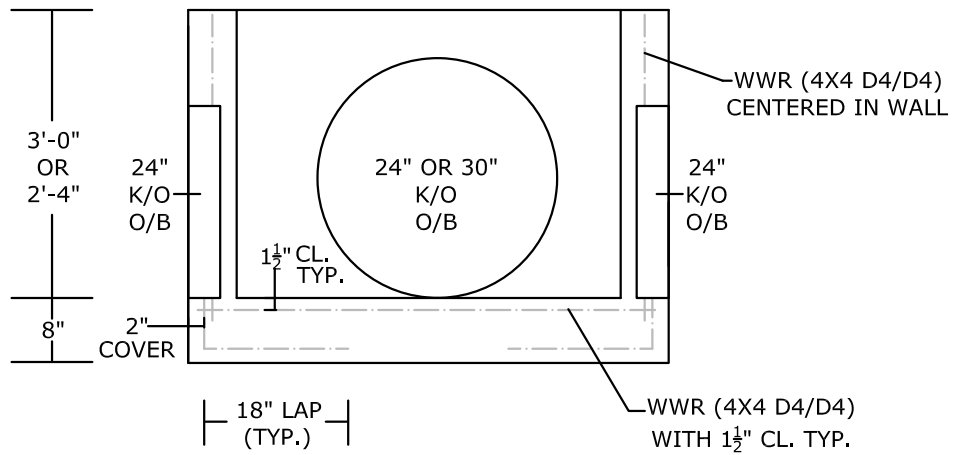
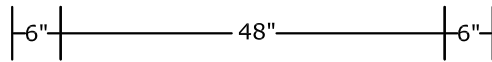
NOTES:

- HS-25 LOAD RATED
- CONCRETE 5,000 PSI @ 28 DAYS
- REINFORCING: AS SPECIFIED, GRADE 60 REBAR
- BASE WEIGHT: 1,420 LBS.
- WEIGHT PER V.F.: 1,020 LBS.
- MANUFACTURED IN ACCORDANCE WITH ASTM C-913
- STEPS: STEEL REINFORCED POLYPROPYLENE COATED, DOT APPROVED

PEERLESS CONCRETE PRODUCTS CO. SINCE 1959		246 Main Street Butler, NJ 07405 973.838.3060p	
		sales@peerlessconcrete.com www.peerlessconcrete.com	
NEW JERSEY INLET TYPE "A"			
CUSTOMER:			
PROJECT:			
SCALE: N.T.S.	DATE: 12/2023	EST#:	C-6



PLAN VIEW

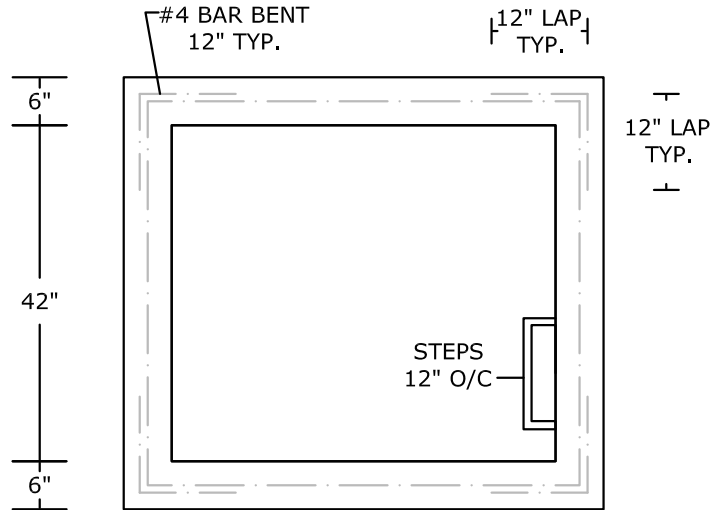


SECTION VIEW

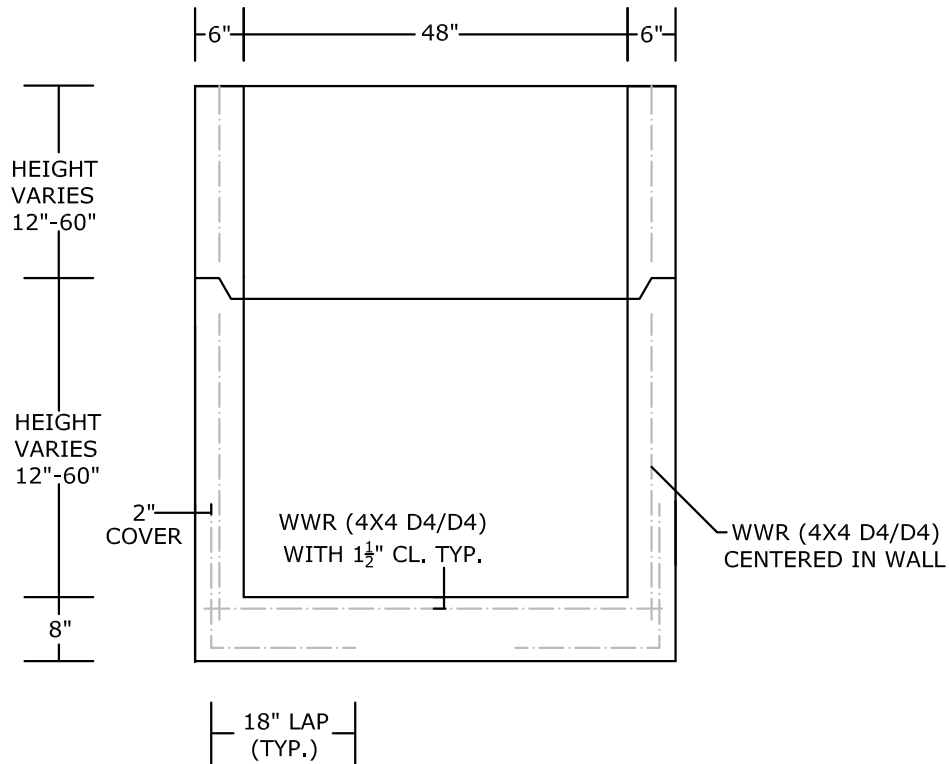
NOTES:

- HS-25 LOAD RATED
- CONCRETE 5,000 PSI @ 28 DAYS
- REINFORCING: AS SPECIFIED, GRADE 60 REBAR
- 2'-4" K/O WEIGHT: 3,200 LBS.
- 3'-0" K/O WEIGHT: 3,700 LBS.
- MANUFACTURED IN ACCORDANCE WITH ASTM C-913
- STEPS: STEEL REINFORCED POLYPROPYLENE COATED, DOT APPROVED

PEERLESS CONCRETE PRODUCTS CO. SINCE 1959		246 Main Street Butler, NJ 07405 973.838.3060p	
		sales@peerlessconcrete.com www.peerlessconcrete.com	
NEW JERSEY INLET TYPE "A" KNOCKOUT			
CUSTOMER:			
PROJECT:			
SCALE: N.T.S.	DATE: 12/2023	EST#:	C-7



PLAN VIEW

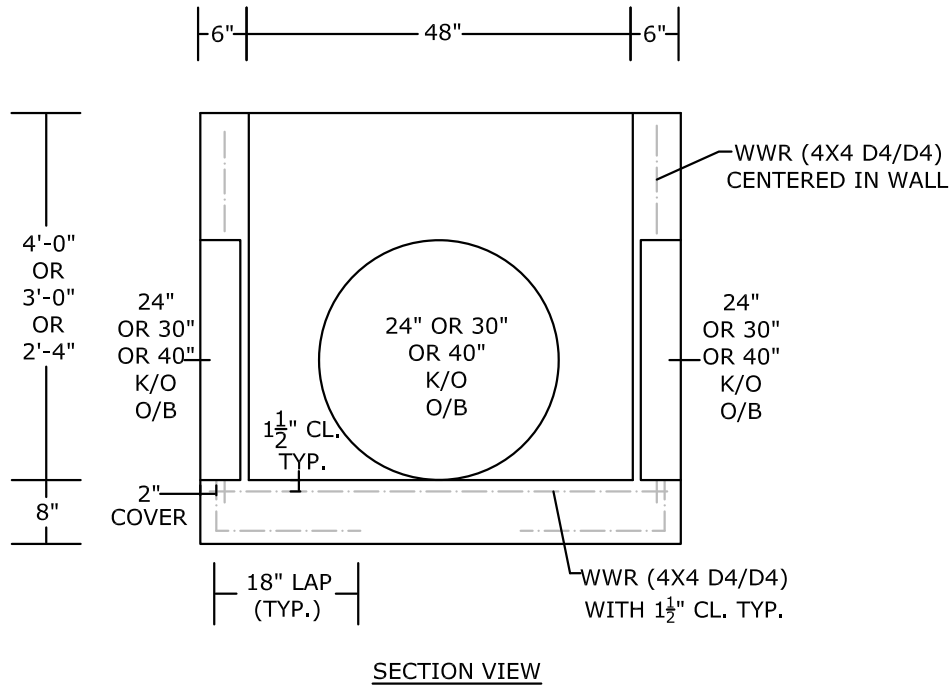
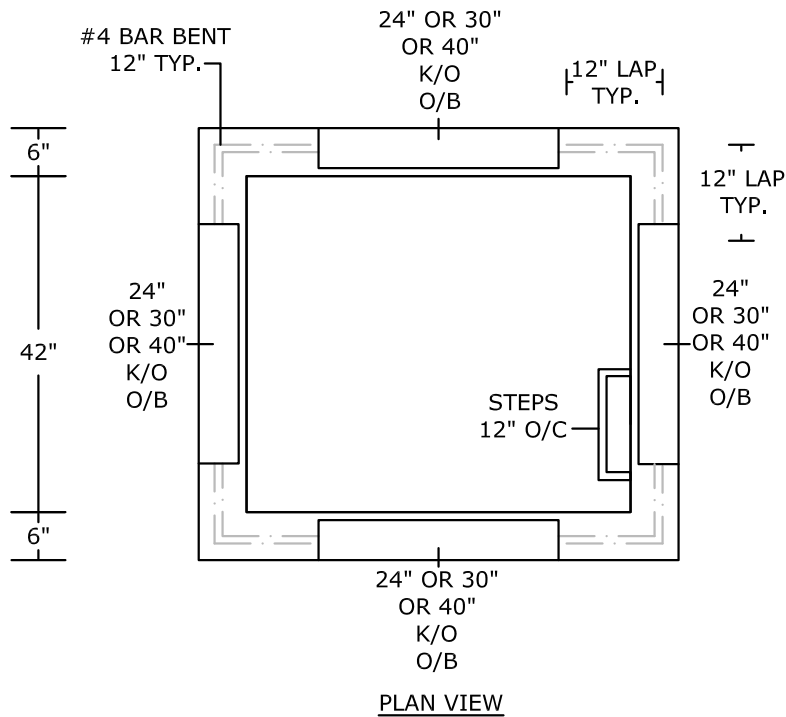


SECTION VIEW

NOTES:

- HS-25 LOAD RATED
- CONCRETE 5,000 PSI @ 28 DAYS
- REINFORCING: AS SPECIFIED, GRADE 60 REBAR
- BASE WEIGHT: 2,230 LBS.
- WEIGHT PER V.F.: 1,280 LBS.
- MANUFACTURED IN ACCORDANCE WITH ASTM C-913
- STEPS: STEEL REINFORCED POLYPROPYLENE COATED, DOT APPROVED

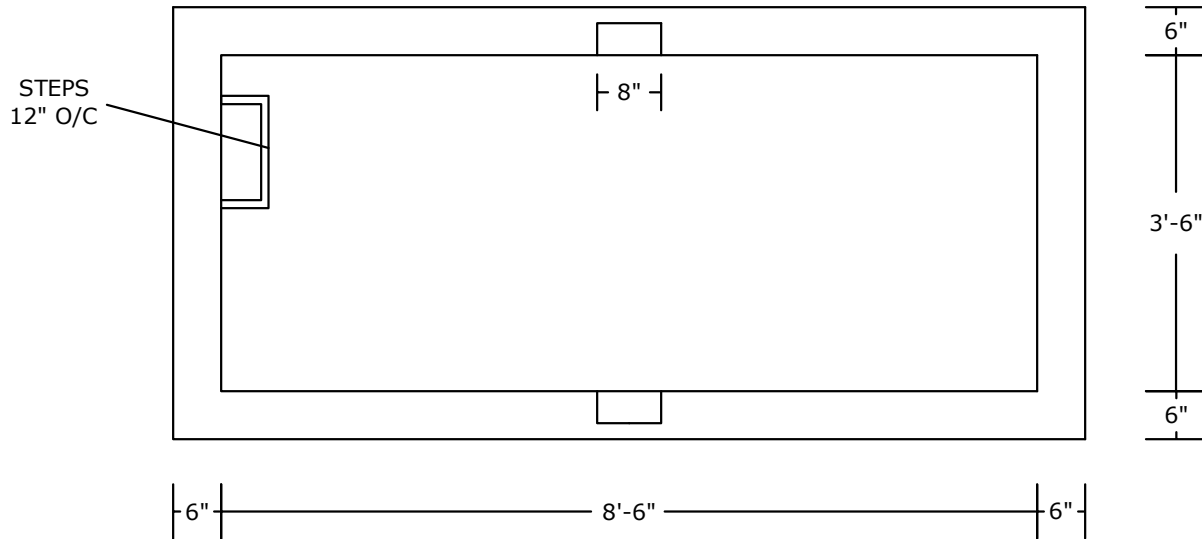
PEERLESS CONCRETE PRODUCTS CO. SINCE 1959		246 Main Street Butler, NJ 07405 973.838.3060p	
		sales@peerlessconcrete.com	
NEW JERSEY INLET TYPE "B/E"			
CUSTOMER:			
PROJECT:			
SCALE: N.T.S.	DATE: 12/2023	EST#:	C-8



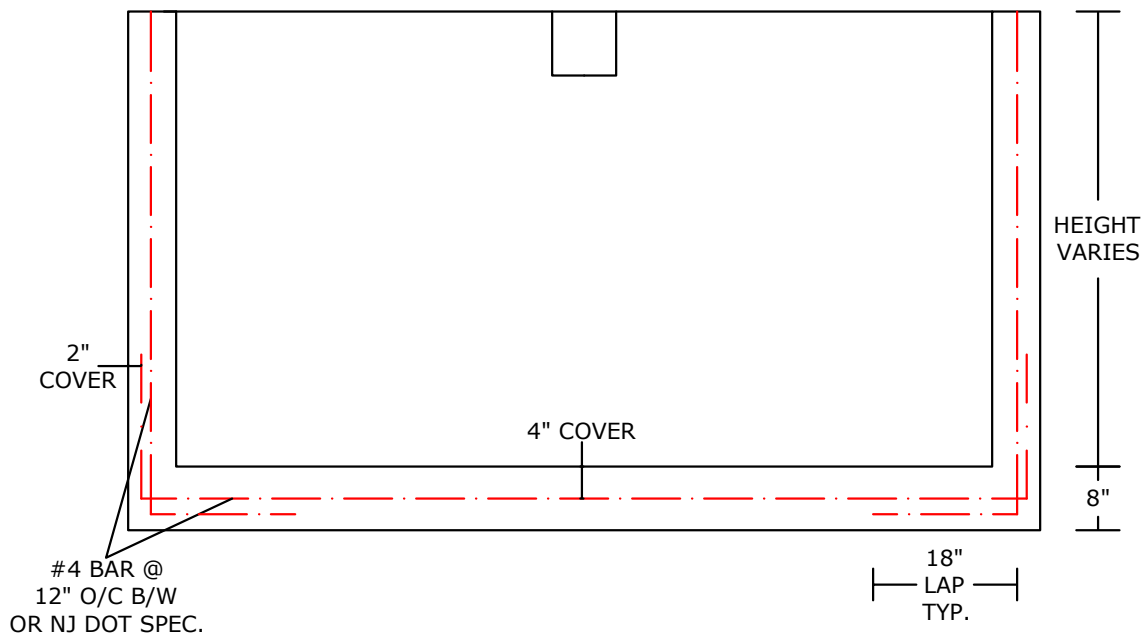
NOTES:

- HS-25 LOAD RATED
- CONCRETE 5,000 PSI @ 28 DAYS
- REINFORCING: AS SPECIFIED, GRADE 60 REBAR
- 2'-4" K/O WEIGHT: 4,600 LBS.
- 3'-0" K/O WEIGHT: 4,800 LBS.
- 4'-0" K/O WEIGHT: 5,100 LBS.
- MANUFACTURED IN ACCORDANCE WITH
ASTM C-913
- STEPS: STEEL REINFORCED POLYPROPYLENE
COATED, DOT APPROVED

PEERLESS CONCRETE PRODUCTS CO. SINCE 1959		246 Main Street Butler, NJ 07405 973.838.3060p	
		sales@peerlessconcrete.com	
NEW JERSEY INLET TYPE "B/E" KNOCKOUT			
CUSTOMER:			
PROJECT:			
SCALE: N.T.S.		DATE: 12/2023	EST#:
			C-9



PLAN VIEW

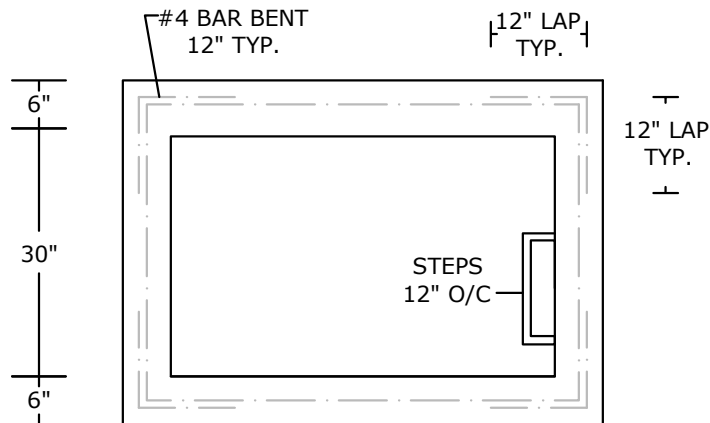


SECTION VIEW

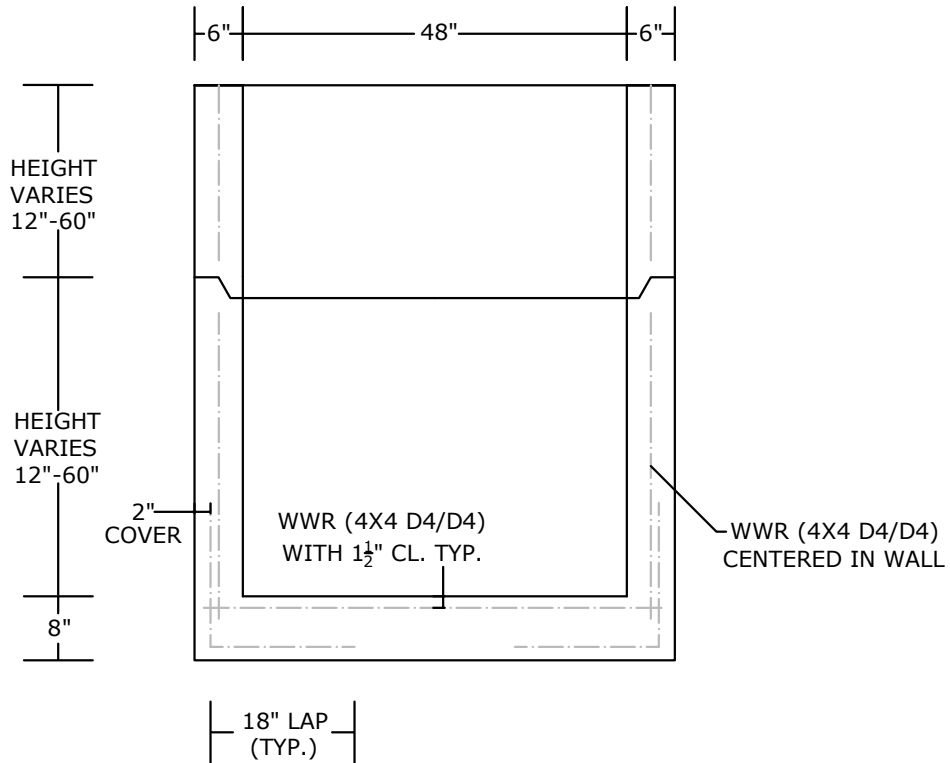
NOTES:

- HS-20 LOAD RATED
- CONCRETE 5,000 PSI @ 28 DAYS
- REINFORCING: AS SPECIFIED, GRADE 60 REBAR
- MANUFACTURED IN ACCORDANCE WITH ASTM C-913
- STEPS: STEEL REINFORCED POLYPROPYLENE COATED, DOT APPROVED

PEERLESS CONCRETE PRODUCTS CO. SINCE 1959		246 Main Street Butler, NJ 07405 973.838.3060p	
		sales@peerlessconcrete.com www.peerlessconcrete.com	
DOUBLE "B/E" CATCH BASIN			
CUSTOMER:			
PROJECT:			
SCALE: N.T.S.	DATE: 12/2023	EST#:	C-10



PLAN VIEW

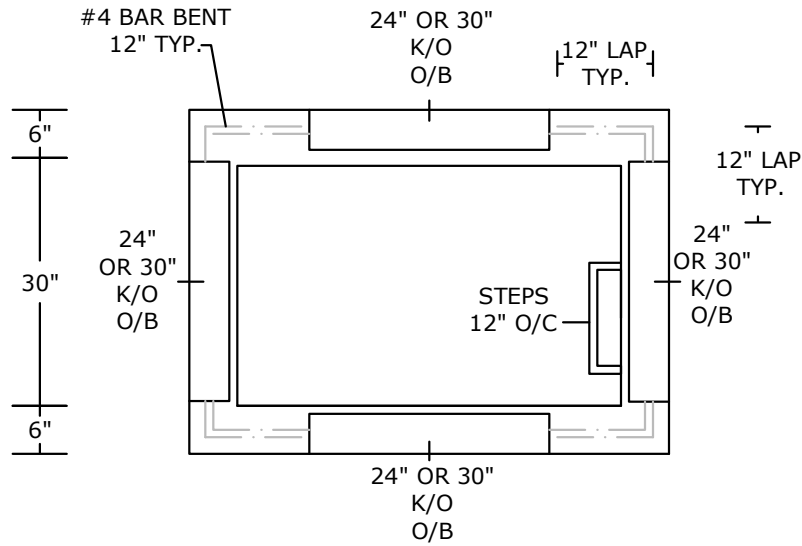


SECTION VIEW

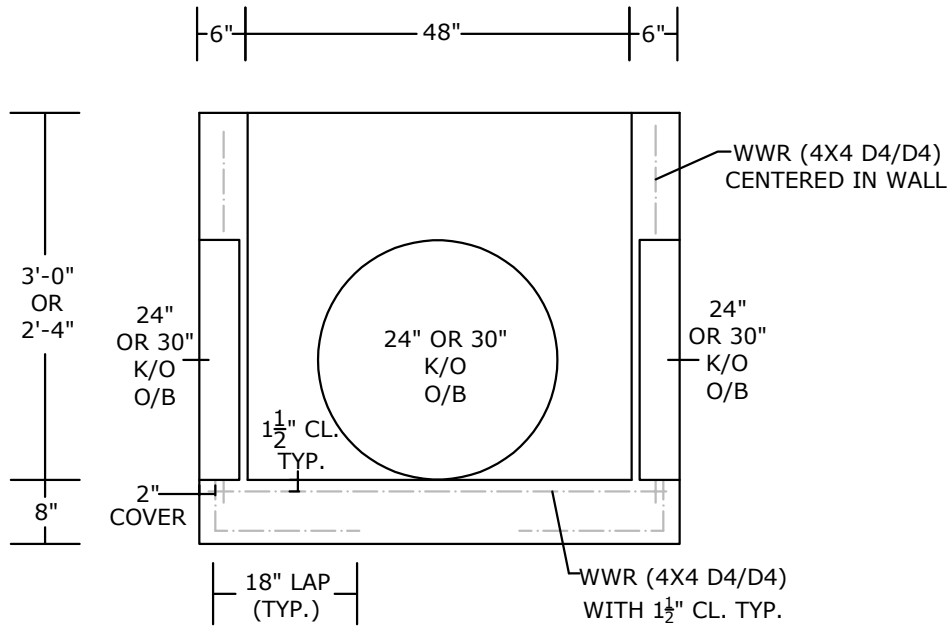
NOTES:

- HS-25 LOAD RATED
- CONCRETE 5,000 PSI @ 28 DAYS
- REINFORCING: AS SPECIFIED, GRADE 60 REBAR
- BASE WEIGHT: 1,760 LBS.
- WEIGHT PER V.F.: 1,120 LBS.
- MANUFACTURED IN ACCORDANCE WITH ASTM C-913
- STEPS: STEEL REINFORCED POLYPROPYLENE COATED, DOT APPROVED

PEERLESS CONCRETE PRODUCTS CO.		246 Main Street Butler, NJ 07405 973.838.3060p	
<i>SINCE 1959</i>		www.peerlessconcrete.com	
sales@peerlessconcrete.com		www.peerlessconcrete.com	
NEW JERSEY INLET TYPE "C/D"			
CUSTOMER:			
PROJECT:			
SCALE: N.T.S.	DATE: 12/2023	EST#:	C-11



PLAN VIEW

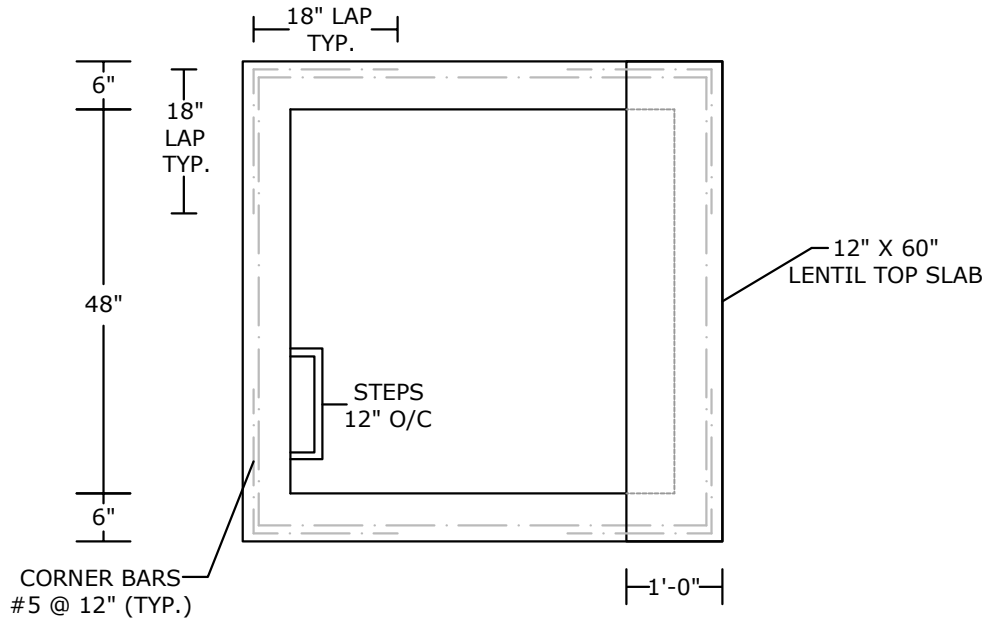


SECTION VIEW

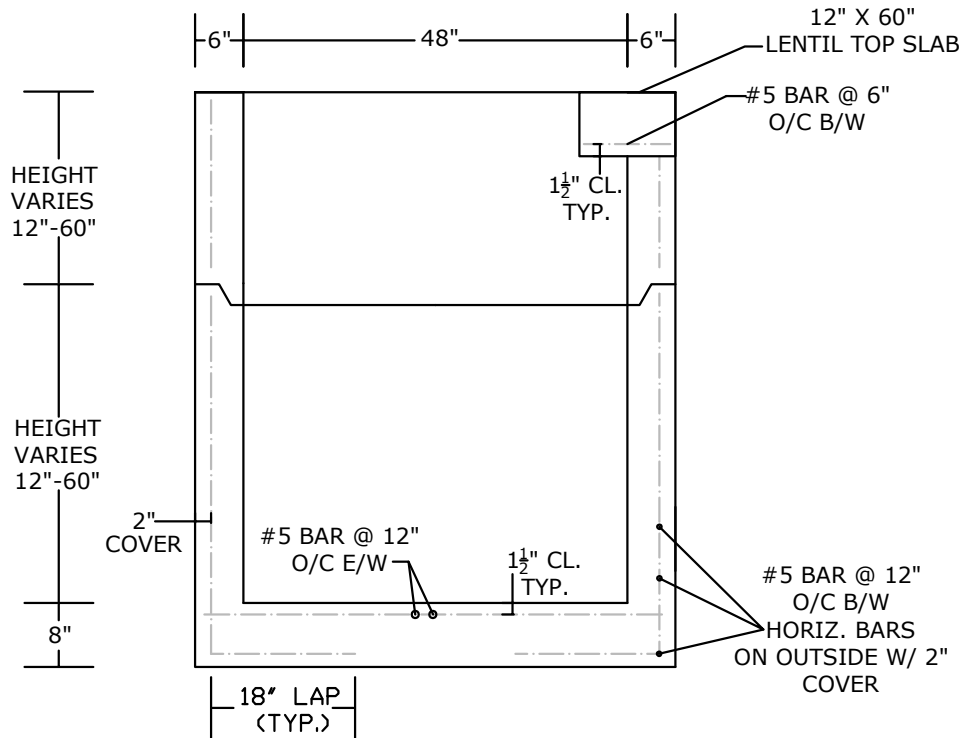
NOTES:

- HS-25 LOAD RATED
- CONCRETE 5,000 PSI @ 28 DAYS
- REINFORCING: AS SPECIFIED, GRADE 60 REBAR
- 2'-4" K/O WEIGHT: 3,600 LBS.
- 3'-0" K/O WEIGHT: 3,900 LBS.
- MANUFACTURED IN ACCORDANCE WITH ASTM C-913
- STEPS: STEEL REINFORCED POLYPROPYLENE COATED, DOT APPROVED

PEERLESS CONCRETE PRODUCTS CO.		246 Main Street Butler, NJ 07405 973.838.3060p	
<i>SINCE 1959</i>			
sales@peerlessconcrete.com		www.peerlessconcrete.com	
NEW JERSEY INLET TYPE "C/D" KNOCKOUT			
CUSTOMER:			
PROJECT:			
SCALE: N.T.S.	DATE: 12/2023	EST#:	C-12



PLAN VIEW

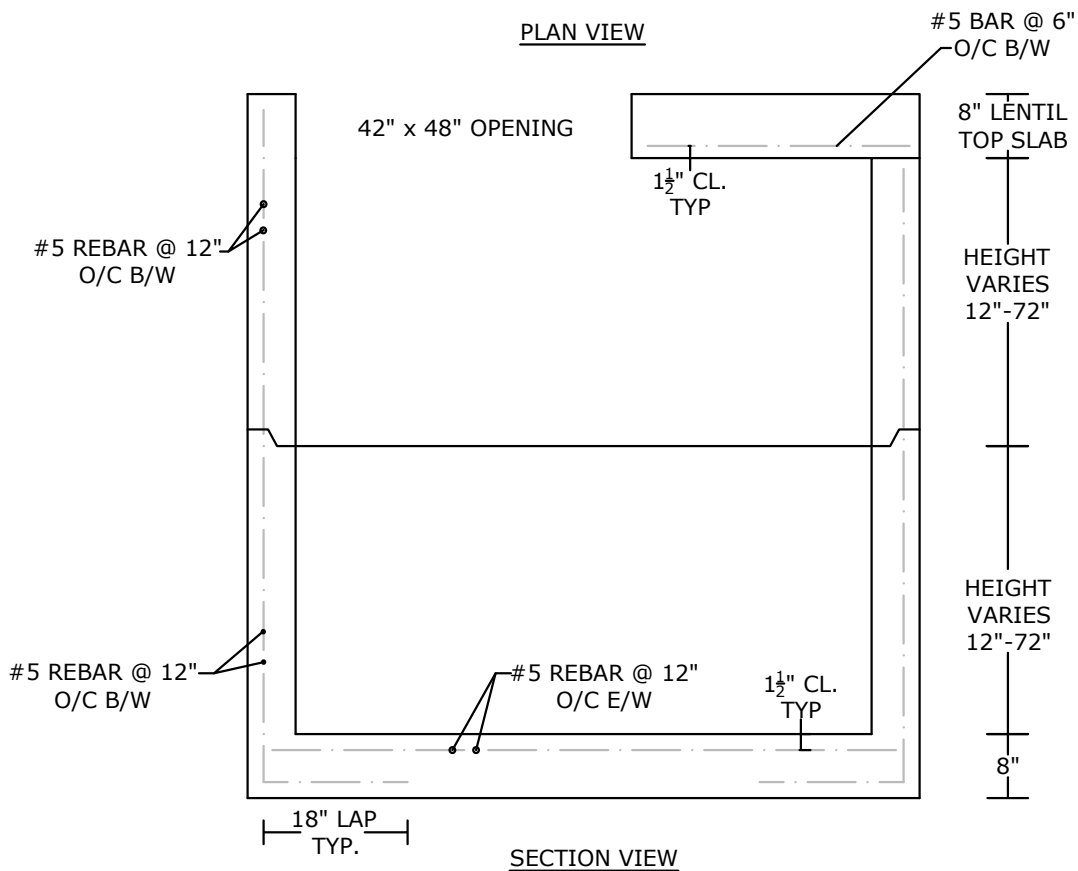
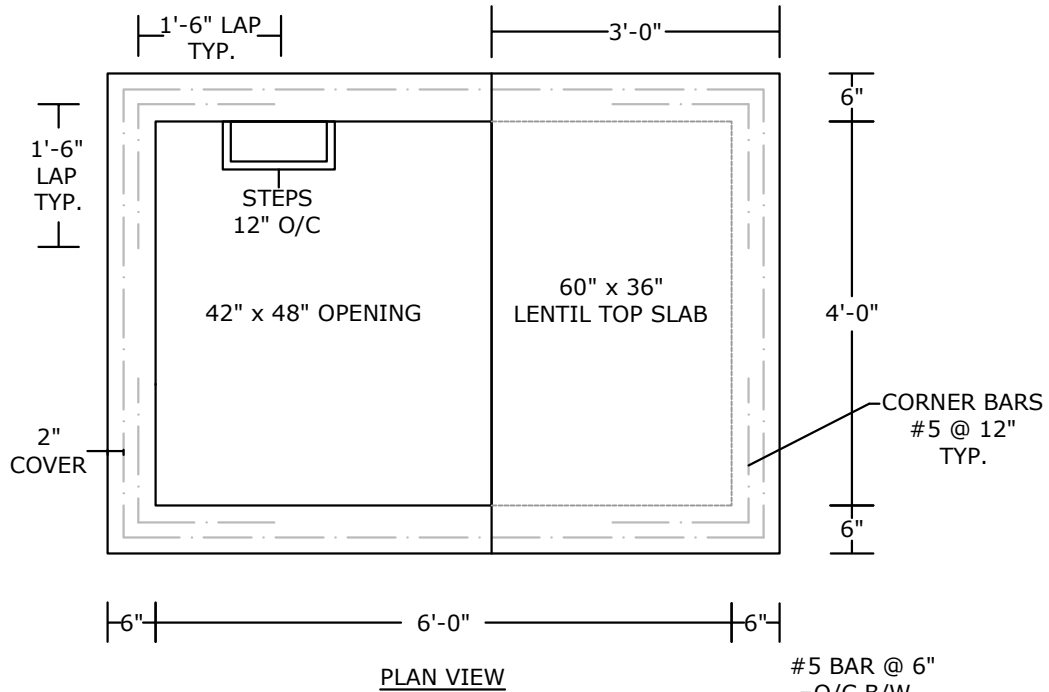


SECTION VIEW

NOTES:

- HS-25 LOAD RATED
- CONCRETE 5,000 PSI @ 28 DAYS
- REINFORCING: AS SPECIFIED, GRADE 60 REBAR
- BASE WEIGHT: 2,520 LBS.
- WEIGHT PER V.F.: 1,350 LBS.
- LENTICULAR SLAB WEIGHT: 520 LBS.
- MANUFACTURED IN ACCORDANCE WITH ASTM C-913
- STEPS: STEEL REINFORCED POLYPROPYLENE COATED, DOT APPROVED

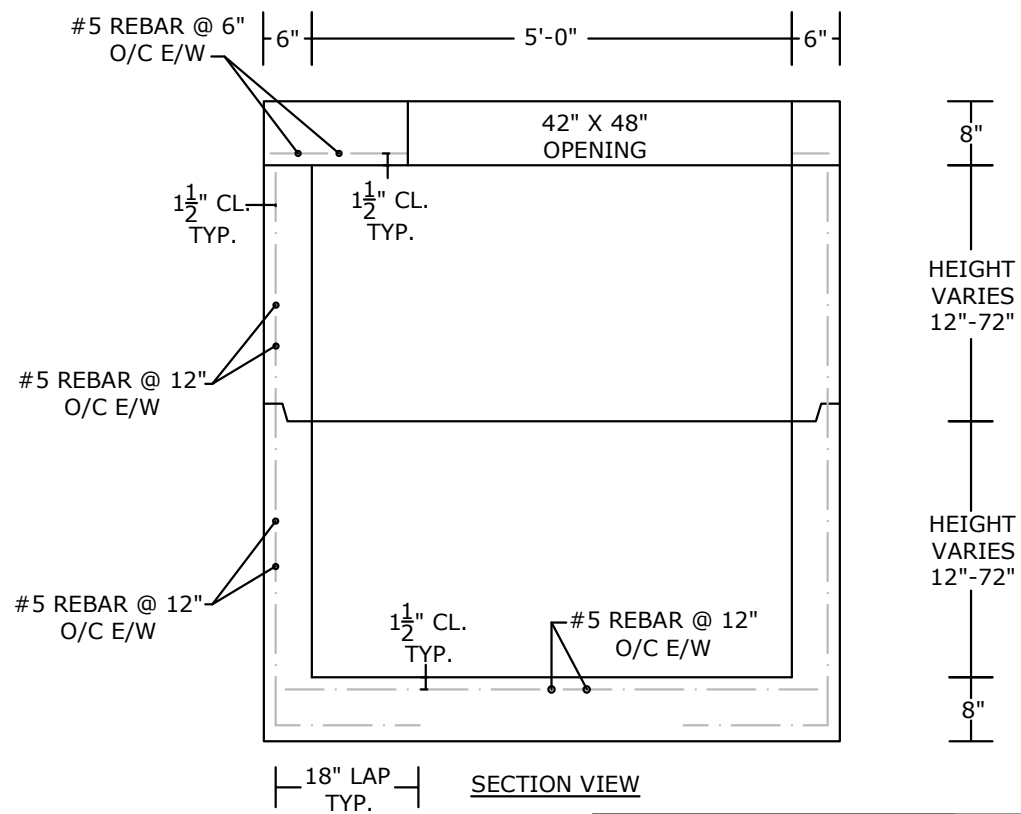
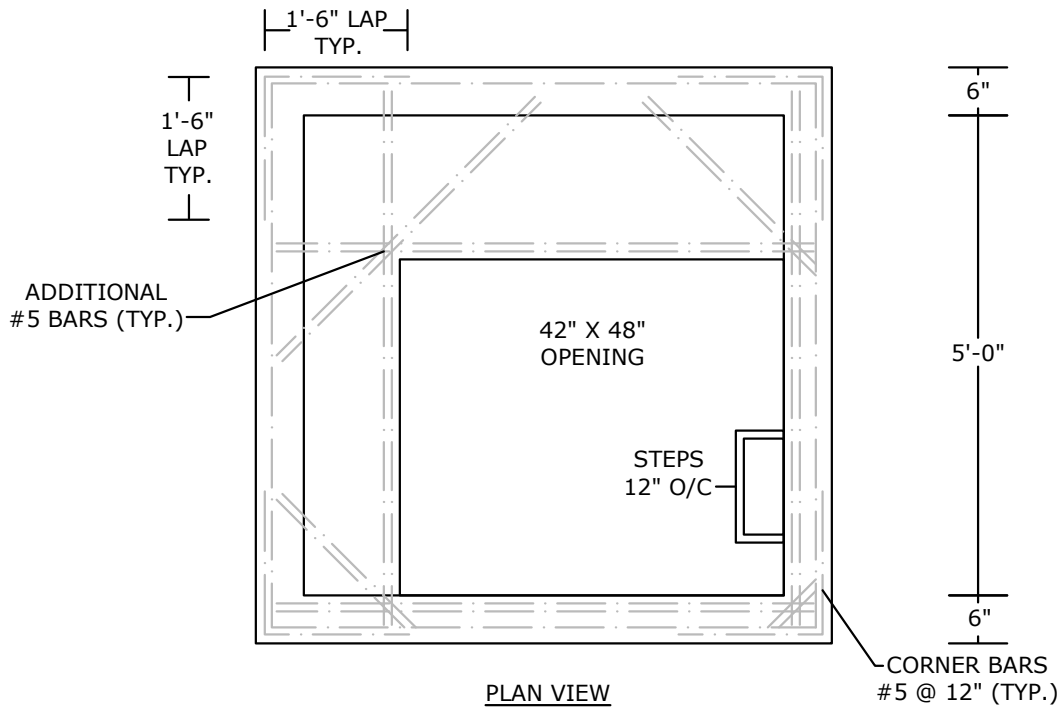
PEERLESS CONCRETE PRODUCTS CO.		246 Main Street Butler, NJ 07405 973.838.3060p	
SINCE 1959		sales@peerlessconcrete.com www.peerlessconcrete.com	
4'-0" X 4'-0" CATCH BASIN WITH LENTICULAR TOP			
CUSTOMER:			
PROJECT:			
SCALE: N.T.S.	DATE: 12/2023	EST#:	C-13



NOTES:

- HS-25 LOAD RATED
- CONCRETE 5,000 PSI @ 28 DAYS
- REINFORCING: AS SPECIFIED, GRADE 60 REBAR
- BASE WEIGHT: 3,650 LBS.
- WEIGHT PER V.F.: 1,705 LBS.
- TOP SLAB WEIGHT: 1,560 LBS.
- MANUFACTURED IN ACCORDANCE WITH ASTM C-913
- STEPS: STEEL REINFORCED POLYPROPYLENE COATED, DOT APPROVED

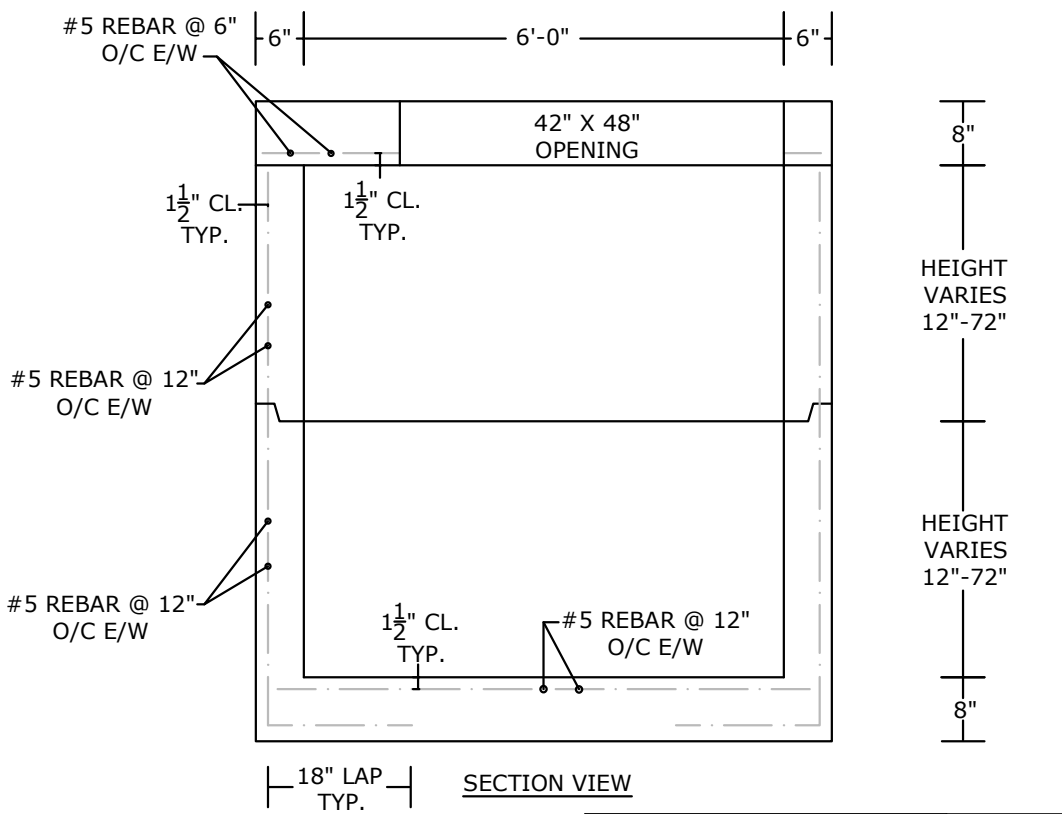
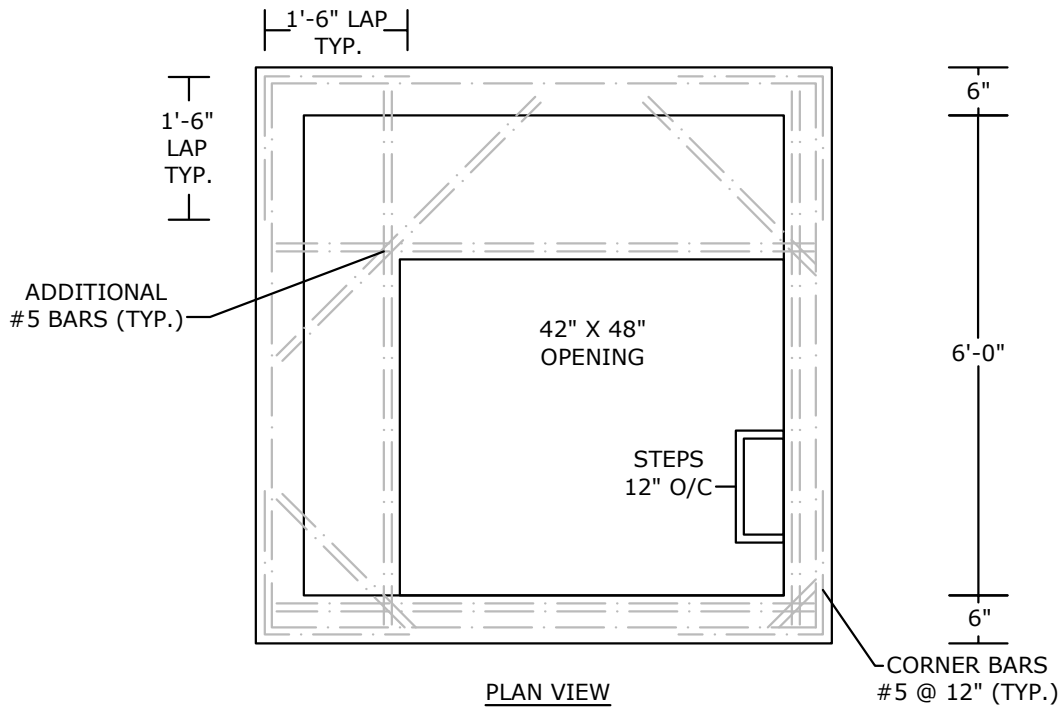
PEERLESS CONCRETE PRODUCTS CO. SINCE 1959		246 Main Street Butler, NJ 07405 973.838.3060p	
		sales@peerlessconcrete.com	
4'-0" X 6'-0" CATCH BASIN WITH LENTIL TOP			
CUSTOMER:			
PROJECT:			
SCALE: N.T.S.	DATE: 12/2023	EST#:	C-14



NOTES:

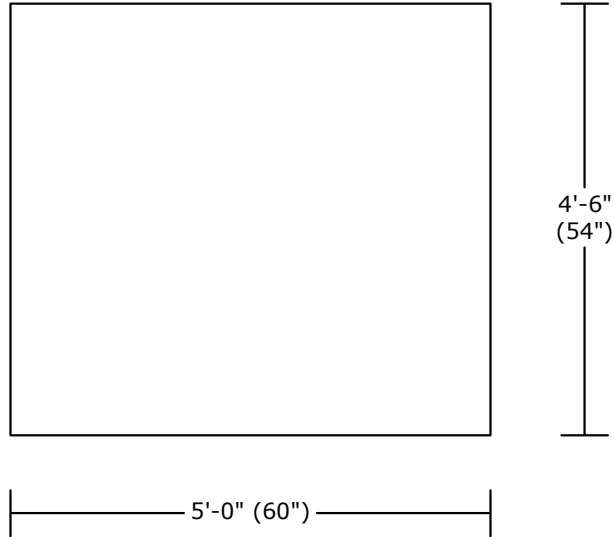
- HS-25 LOAD RATED
- CONCRETE 5,000 PSI @ 28 DAYS
- REINFORCING: AS SPECIFIED, GRADE 60 REBAR
- BASE WEIGHT: 3,750 LBS.
- WEIGHT PER V.F.: 1,705 LBS.
- TOP SLAB WEIGHT: 2,285 LBS.
- MANUFACTURED IN ACCORDANCE WITH ASTM C-913
- STEPS: STEEL REINFORCED POLYPROPYLENE COATED, DOT APPROVED

PEERLESS CONCRETE PRODUCTS CO. SINCE 1959		246 Main Street Butler, NJ 07405 973.838.3060p	
		sales@peerlessconcrete.com	
5'-0" X 5'-0" CATCH BASIN WITH TOP SLAB			
CUSTOMER:			
PROJECT:			
SCALE: N.T.S.	DATE: 12/2023	EST#:	C-15



- NOTES:**
- HS-25 LOAD RATED
 - CONCRETE 5,000 PSI @ 28 DAYS
 - REINFORCING: AS SPECIFIED, GRADE 60 REBAR
 - BASE WEIGHT: 5,090 LBS.
 - WEIGHT PER V.F.: 2,020 LBS.
 - TOP SLAB WEIGHT: 3,650 LBS.
 - MANUFACTURED IN ACCORDANCE WITH ASTM C-913
 - STEPS: STEEL REINFORCED POLYPROPYLENE COATED, DOT APPROVED

PEERLESS CONCRETE PRODUCTS CO.		246 Main Street Butler, NJ 07405 973.838.3060p	
SINCE 1959		sales@peerlessconcrete.com www.peerlessconcrete.com	
6'-0" X 6'-0" CATCH BASIN WITH TOP SLAB			
CUSTOMER:			
PROJECT:			
SCALE: N.T.S.	DATE: 12/2023	EST#:	C-16



PLAN VIEW

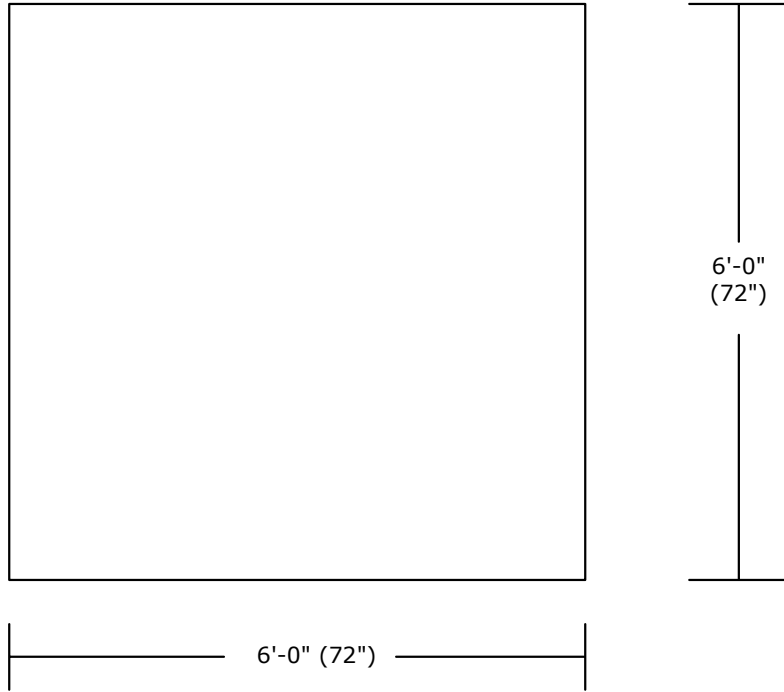


SECTION VIEW

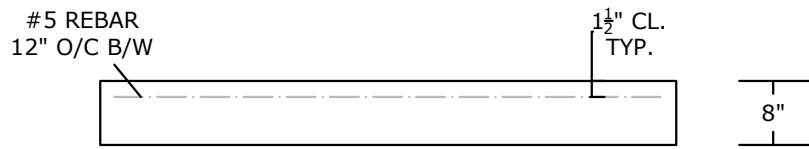
NOTES:

- HS-25 LOAD RATED
- CONCRETE 5,000 PSI @ 28 DAYS
- REINFORCING: AS SPECIFIED, GRADE 60 REBAR
- TOTAL WEIGHT: 2,340 LBS.
- MANUFACTURED IN ACCORDANCE WITH ASTM C-913

PEERLESS CONCRETE PRODUCTS CO. SINCE 1959		246 Main Street Butler, NJ 07405 973.838.3060p	
		sales@peerlessconcrete.com www.peerlessconcrete.com	
4'-6" X 5'-0" BASE SLAB			
CUSTOMER:			
PROJECT:			
SCALE: N.T.S.	DATE: 12/2023	EST#:	C-17



PLAN VIEW



SECTION VIEW

NOTES:

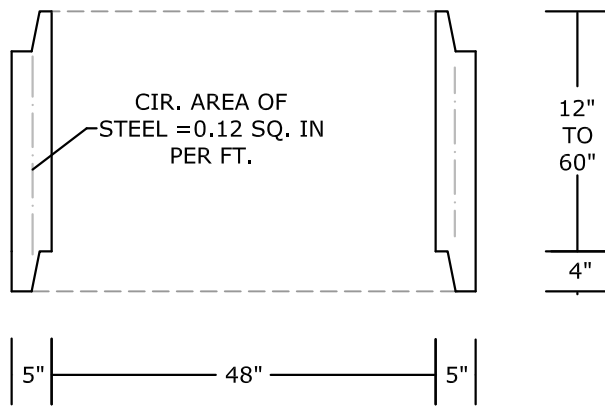
- HS-25 LOAD RATED
- CONCRETE 5,000 PSI @ 28 DAYS
- REINFORCING: AS SPECIFIED, GRADE 60 REBAR
- TOTAL WEIGHT: 3,740 LBS.
- MANUFACTURED IN ACCORDANCE WITH ASTM C-913

PEERLESS CONCRETE PRODUCTS CO. SINCE 1959		246 Main Street Butler, NJ 07405 973.838.3060p	
		sales@peerlessconcrete.com www.peerlessconcrete.com	
6'-0" X 6'-0" BASE SLAB			
CUSTOMER:			
PROJECT:			C-18
SCALE: N.T.S.	DATE: 12/2023	EST#:	

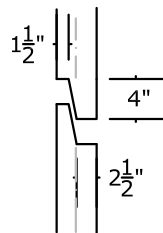
PEERLESS CONCRETE PRODUCTS CO.
SINCE 1959

Index

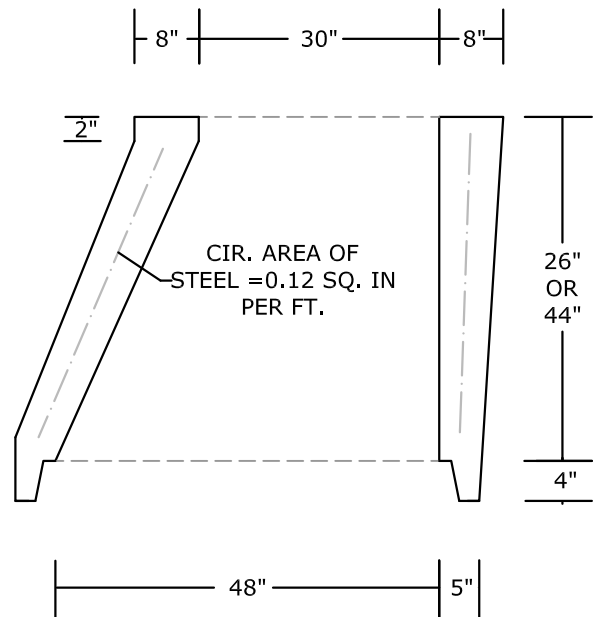
Item	Page
Section D- Manholes (Index)	D-1
48" Diameter Storm Manhole.....	D-2
48" Diameter Sanitary Manhole.....	D-3
48" Diameter Drop Sanitary Manhole.....	D-4
Drop Manhole Riser.....	D-5
60" Diameter Manhole.....	D-6
60" Diameter Sanitary Manhole.....	D-7
72" Diameter Manhole.....	D-8
84" Diameter Manhole.....	D-9
4' X 4' Manhole with Top Slab.....	D-10
4' X 6' Manhole with Top Slab.....	D-11
5' X 5' Manhole with Top Slab.....	D-12
6' X 6' Manhole with Top Slab.....	D-13
4.5' x 5' Conversion Slab Catch Basin to Manhole.....	D-14
5' X 5' Conversion Slab Catch Basin to Manhole.....	D-15



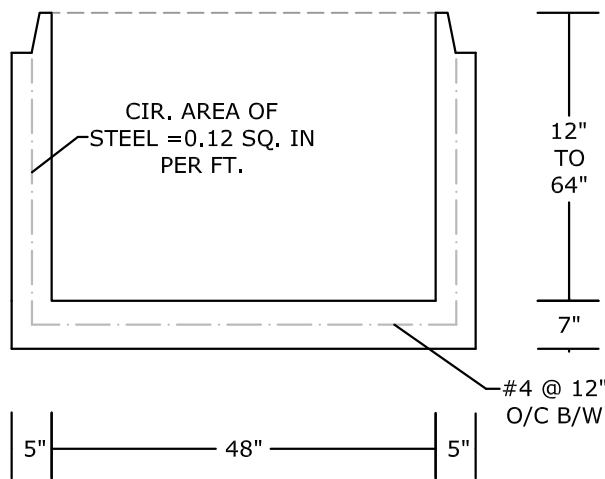
RISER SECTION



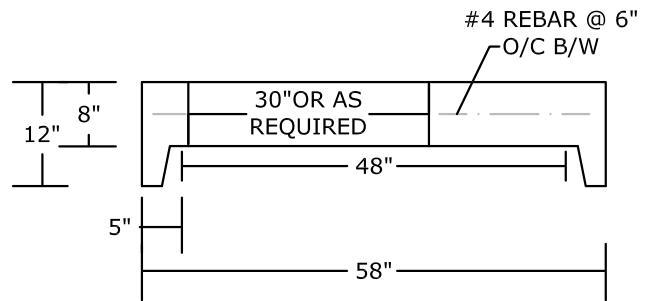
JOINT DETAIL



CONE SECTION



BASE SECTION

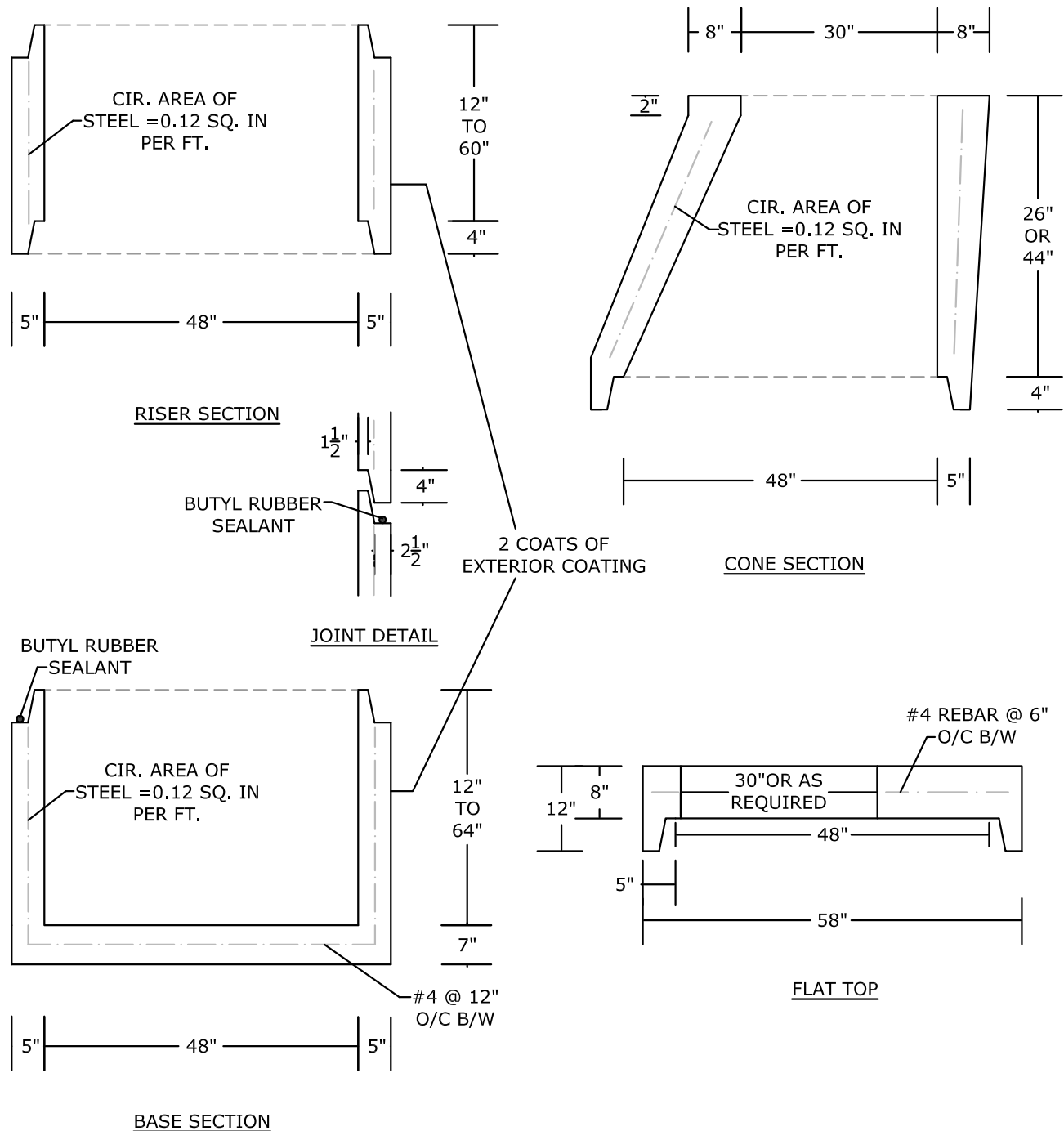


FLAT TOP

NOTES:

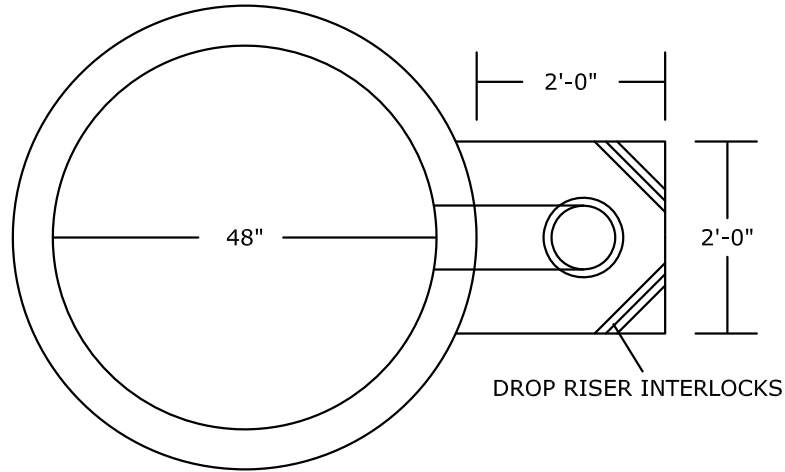
- HS-25 LOAD RATED
- CONCRETE 5,000 PSI @ 28 DAYS
- REINFORCING: AS SPECIFIED, GRADE 60 REBAR
- BASE WEIGHT: 1,380 LBS.
- WEIGHT PER V.F.: 860 LBS.
- FLAT TOP WEIGHT: 1,820 LBS.
- MANUFACTURED IN ACCORDANCE WITH ASTM C-478
- STEPS: 12" O/C - STEEL REINFORCED POLYPROPYLENE COATED, DOT APPROVED

PEERLESS CONCRETE PRODUCTS CO.		246 Main Street Butler, NJ 07405 973.838.3060p	
SINCE 1959		sales@peerlessconcrete.com www.peerlessconcrete.com	
48" DIAMETER STORM MANHOLE			
CUSTOMER:			
PROJECT:			
SCALE: N.T.S.	DATE: 12/2023	EST#:	D-2

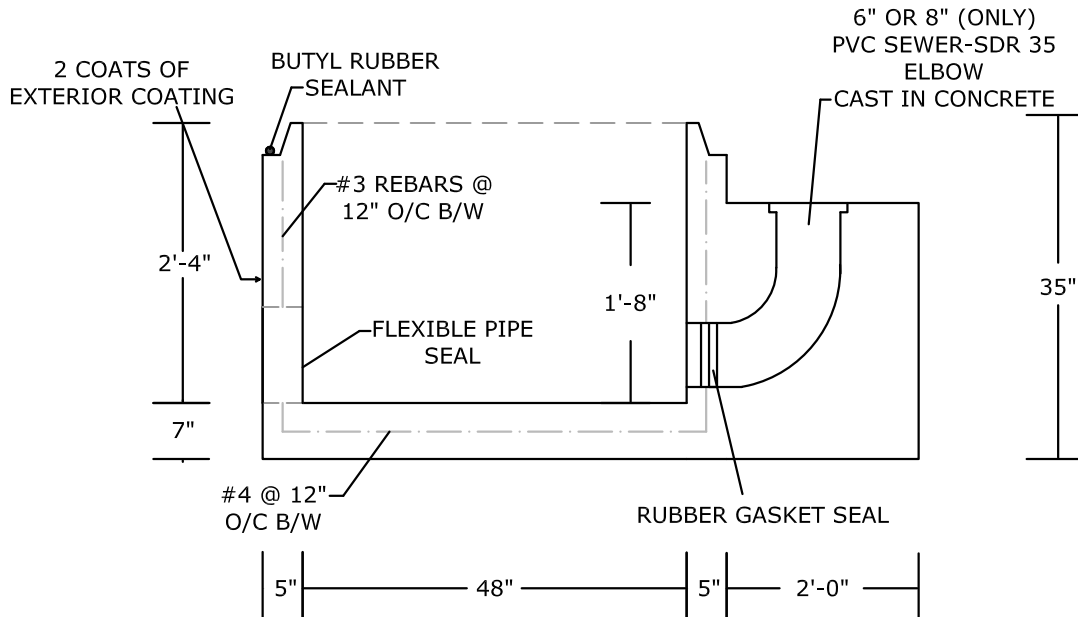


- NOTES:**
- HS-25 LOAD RATED
 - CONCRETE 5,000 PSI @ 28 DAYS
 - REINFORCING: AS SPECIFIED, GRADE 60 REBAR
 - BASE WEIGHT: 1,380 LBS.
 - WEIGHT PER V.F.: 860 LBS.
 - FLAT TOP WEIGHT: 1,820 LBS.
 - MANUFACTURED IN ACCORDANCE WITH ASTM C-478
 - STEPS: 12" O/C - STEEL REINFORCED POLYPROPYLENE COATED, DOT APPROVED
 - 4"-12" PVC CHANNEL (MAX.), AS NEEDED

PEERLESS CONCRETE PRODUCTS CO.		246 Main Street Butler, NJ 07405 973.838.3060p	
SINCE 1959		www.peerlessconcrete.com	
sales@peerlessconcrete.com		www.peerlessconcrete.com	
48" DIAMETER SANITARY MANHOLE			
CUSTOMER:			
PROJECT:			
SCALE: N.T.S.	DATE: 12/2023	EST#:	D-3



PLAN VIEW

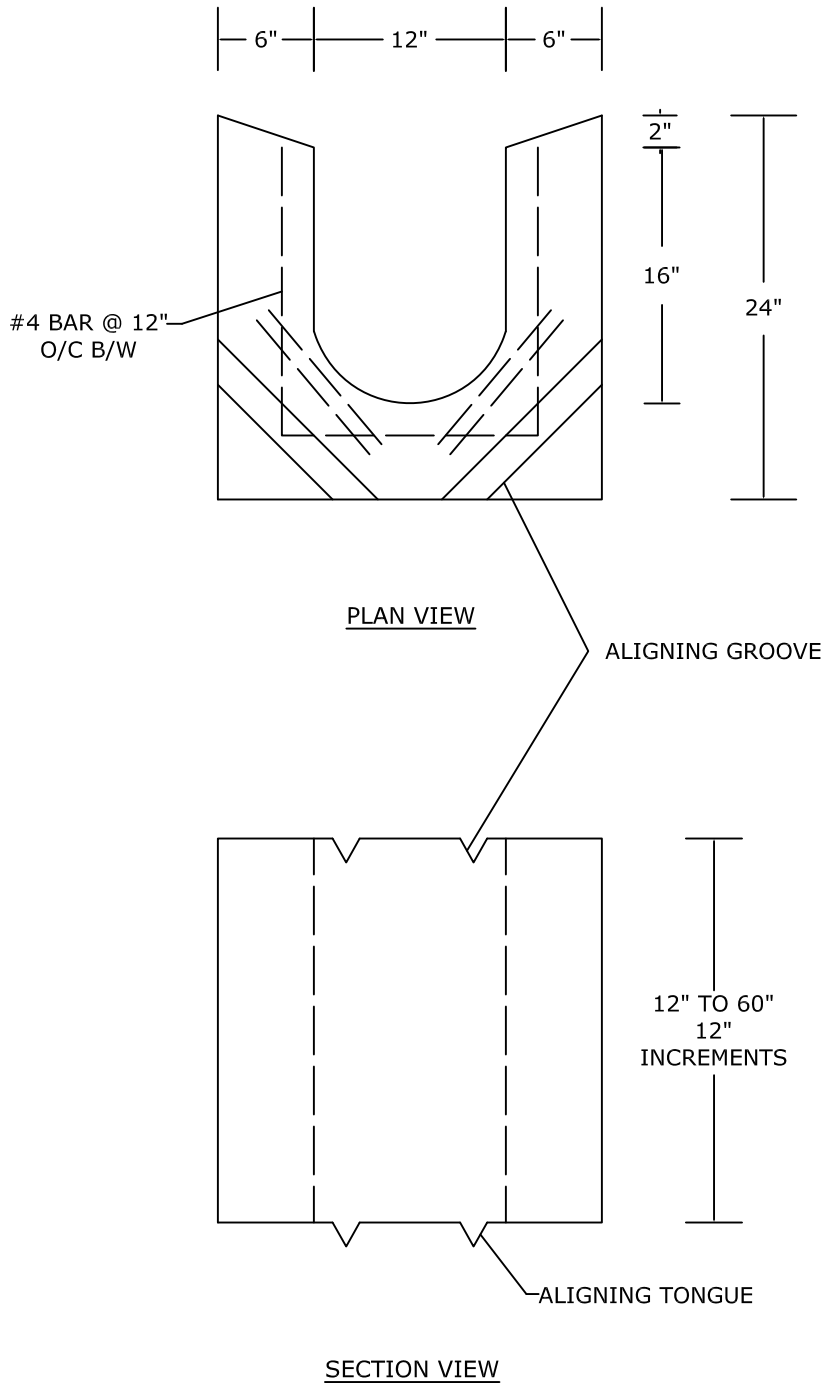


BASE SECTION

NOTES:

- HS-25 LOAD RATED
- CONCRETE 5,000 PSI @ 28 DAYS
- REINFORCING: AS SPECIFIED, GRADE 60 REBAR
- BASE WEIGHT: 4,600 LBS. +/-
- MANUFACTURED IN ACCORDANCE WITH ASTM C-478
- STEPS: 12" O/C - STEEL REINFORCED POLYPROPYLENE COATED, DOT APPROVED
- 4"-12" PVC CHANNEL (MAX.), AS NEEDED

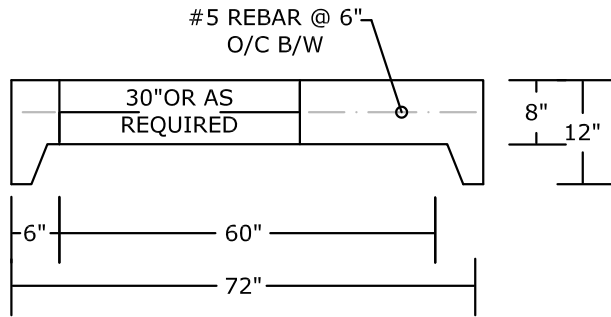
PEERLESS CONCRETE PRODUCTS CO.		246 Main Street Butler, NJ 07405 973.838.3060p	
<i>SINCE 1959</i>		www.peerlessconcrete.com	
sales@peerlessconcrete.com		www.peerlessconcrete.com	
48" DIAMETER DROP BASE SANITARY MANHOLE			
CUSTOMER:			
PROJECT:			
SCALE: N.T.S.	DATE: 12/2023	EST#:	D-4



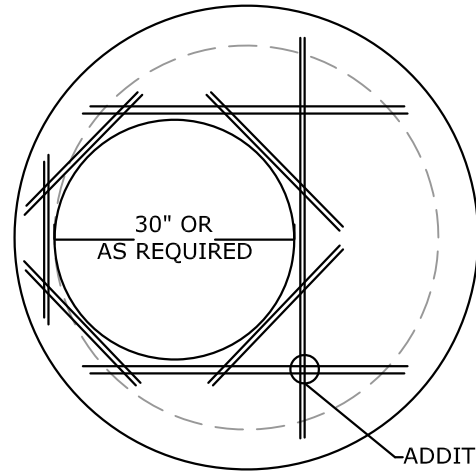
NOTES:

- CONCRETE 5,000 PSI @ 28 DAYS
- REINFORCING: AS SPECIFIED, GRADE 60 REBAR
- MANUFACTURED IN ACCORDANCE WITH ASTM C-478

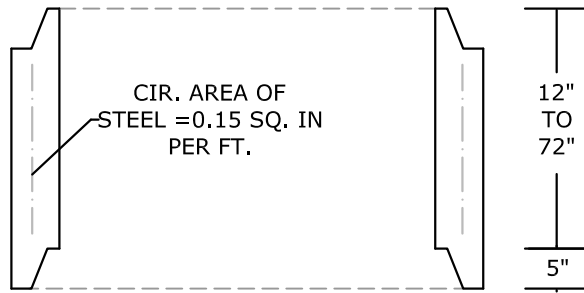
		246 Main Street Butler, NJ 07405 973.838.3060p	
		SINCE 1959	
sales@peerlessconcrete.com		www.peerlessconcrete.com	
DROP MANHOLE RISER			
CUSTOMER:			
PROJECT:			
SCALE: N.T.S.	DATE: 12/2023	EST#:	D-5



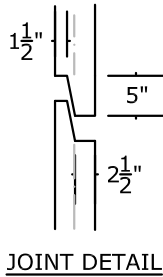
**FLAT TOP
SIDE VIEW**



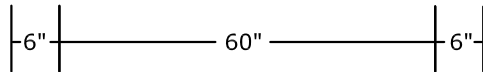
**FLAT TOP
PLAN VIEW**



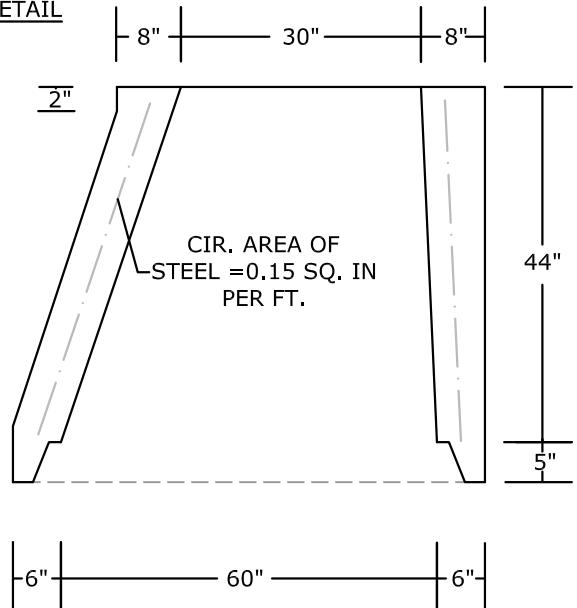
RISER SECTION



JOINT DETAIL



BASE SECTION

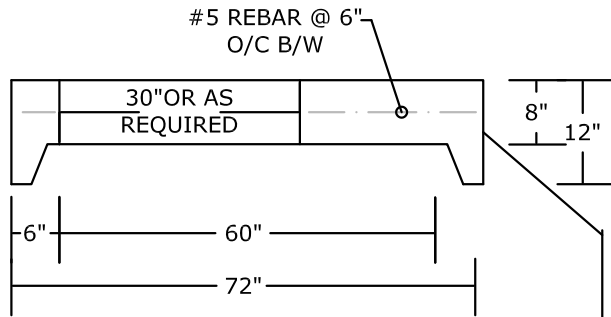


CONE SECTION

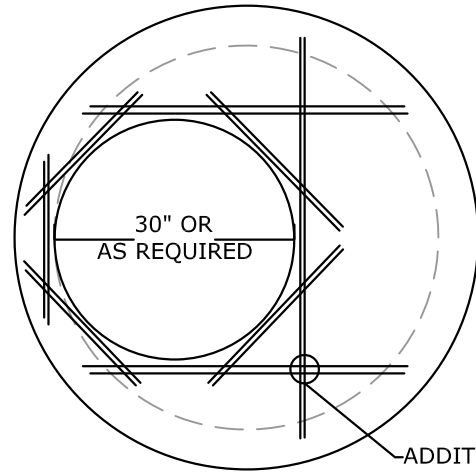
NOTES:

- HS-25 LOAD RATED
- CONCRETE 5,000 PSI @ 28 DAYS
- REINFORCING: AS SPECIFIED, GRADE 60 REBAR
- 8" BASE WEIGHT: 2,800 LBS.
- WEIGHT PER V.F.: 1,300 LBS.
- FLAT TOP WEIGHT: 4,200 LBS.
- 3.7' CONE WEIGHT: 4,810 LBS.
- MANUFACTURED IN ACCORDANCE WITH ASTM C-478
- STEPS: 12" O/C - STEEL REINFORCED POLYPROPYLENE COATED, DOT APPROVED

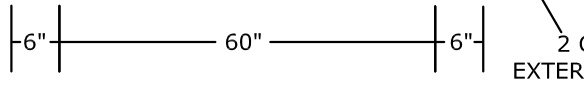
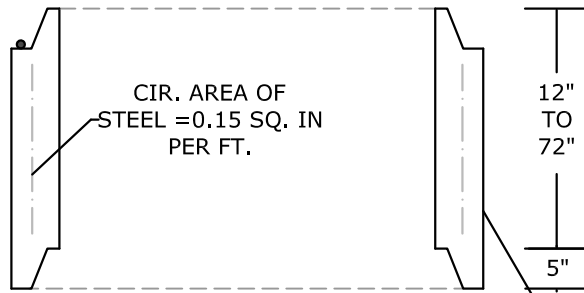
PEERLESS CONCRETE PRODUCTS CO.		246 Main Street Butler, NJ 07405 973.838.3060p	
<i>SINCE 1959</i>			
sales@peerlessconcrete.com		www.peerlessconcrete.com	
60" DIAMETER STORM MANHOLE			
CUSTOMER:			
PROJECT:			
SCALE: N.T.S.	DATE: 12/2023	EST#:	D-6



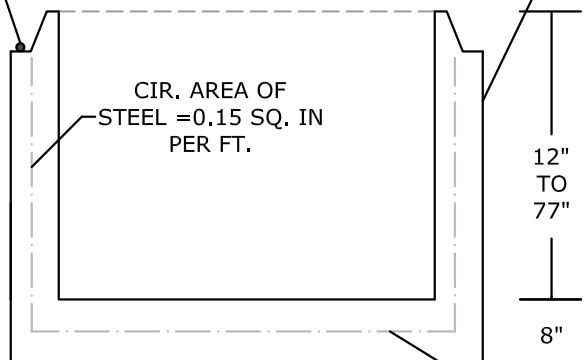
**FLAT TOP
SIDE VIEW**



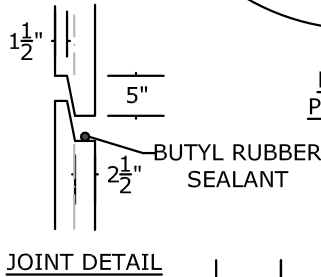
**FLAT TOP
PLAN VIEW**



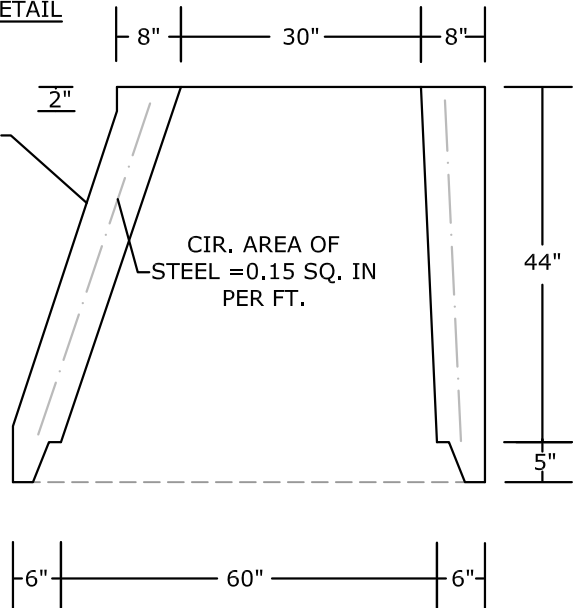
RISER SECTION



BASE SECTION



JOINT DETAIL

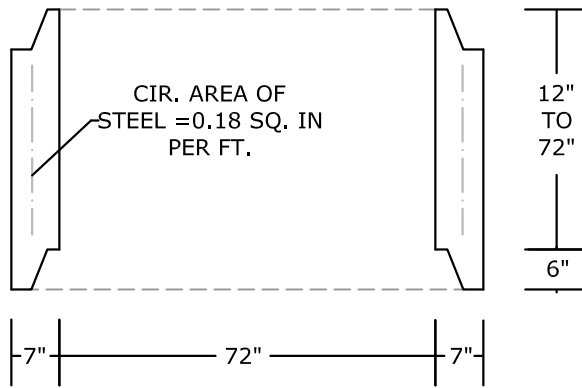


CONE SECTION

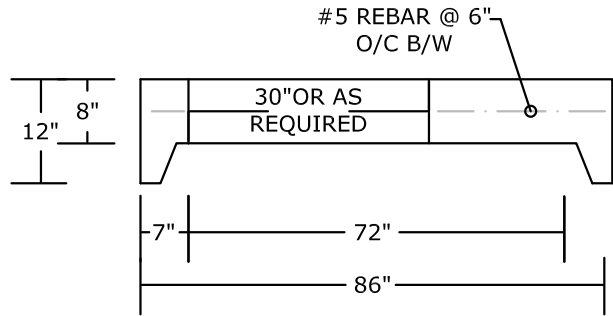
NOTES:

- HS-25 LOAD RATED
- CONCRETE 5,000 PSI @ 28 DAYS
- REINFORCING: AS SPECIFIED, GRADE 60 REBAR
- 8" BASE WEIGHT: 2,800 LBS.
- WEIGHT PER V.F.: 1,300 LBS.
- FLAT TOP WEIGHT: 4,200 LBS.
- 3.7' CONE WEIGHT: 4,810 LBS.
- MANUFACTURED IN ACCORDANCE WITH ASTM C-478
- STEPS: 12" O/C - STEEL REINFORCED POLYPROPYLENE COATED, DOT APPROVED

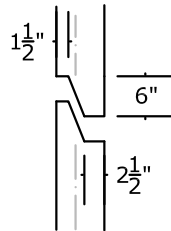
PEERLESS CONCRETE PRODUCTS CO.		246 Main Street Butler, NJ 07405 973.838.3060p	
<i>SINCE 1959</i>			
sales@peerlessconcrete.com		www.peerlessconcrete.com	
60" DIAMETER SANITARY MANHOLE			
CUSTOMER:			
PROJECT:			
SCALE: N.T.S.	DATE: 12/2023	EST#:	D-7



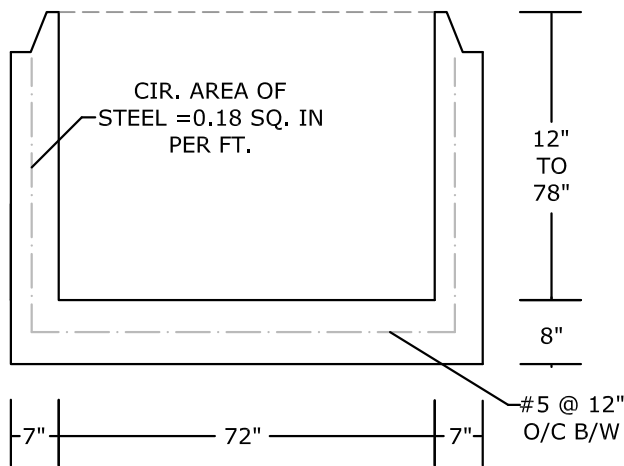
RISER SECTION



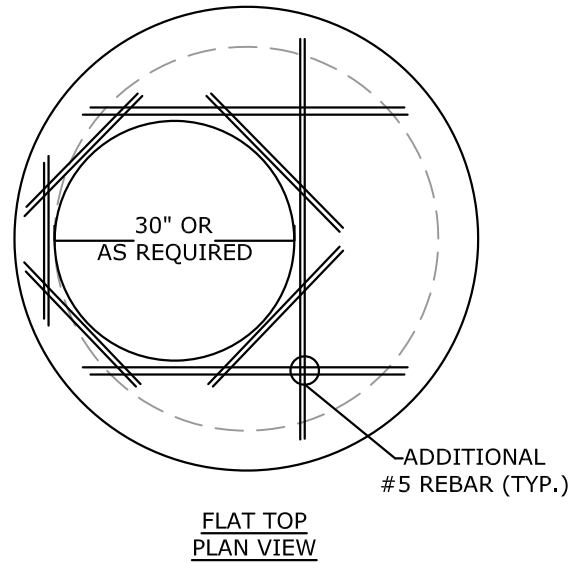
**FLAT TOP
SIDE VIEW**



JOINT DETAIL



BASE SECTION

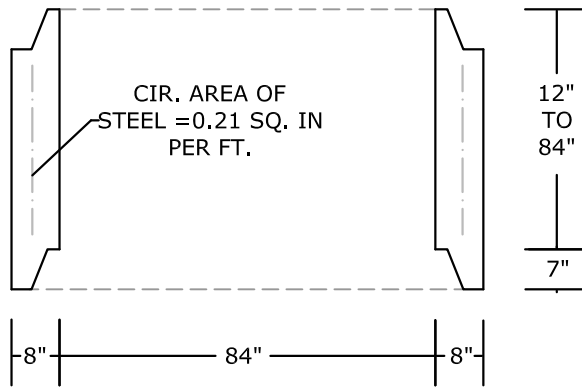


**FLAT TOP
PLAN VIEW**

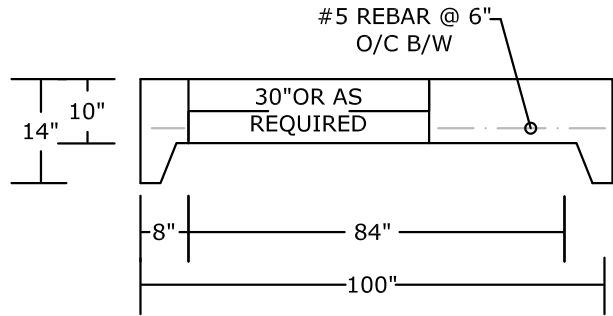
NOTES:

- HS-25 LOAD RATED
- CONCRETE 5,000 PSI @ 28 DAYS
- REINFORCING: AS SPECIFIED, GRADE 60 REBAR
- 8" BASE WEIGHT: 5,000 LBS.
- WEIGHT PER V.F.: 1,800 LBS.
- FLAT TOP WEIGHT: 5,000 LBS.
- MANUFACTURED IN ACCORDANCE WITH ASTM C-478
- STEPS: 12" O/C - STEEL REINFORCED POLYPROPYLENE COATED, DOT APPROVED

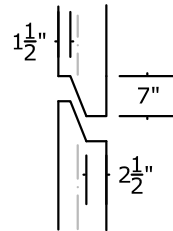
PEERLESS CONCRETE PRODUCTS CO. SINCE 1959		246 Main Street Butler, NJ 07405 973.838.3060p	
		sales@peerlessconcrete.com	
72" DIAMETER STORM MANHOLE			
CUSTOMER:			
PROJECT:			
SCALE: N.T.S.	DATE: 12/2023	EST#:	D-8



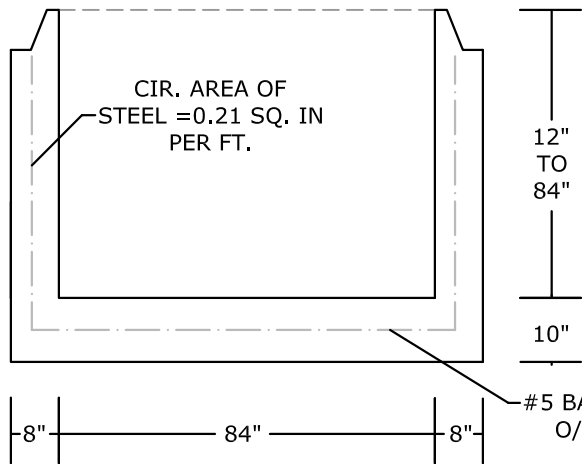
RISER SECTION



FLAT TOP SIDE VIEW

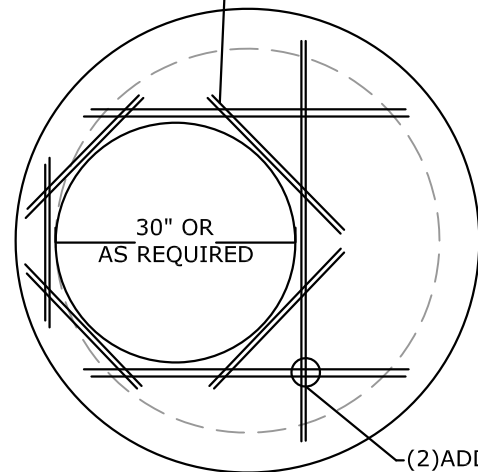


JOINT DETAIL



BASE SECTION

(2) #4 DIAGONAL BARS NEXT TO OPENING



FLAT TOP PLAN VIEW

NOTES:

- HS-25 LOAD RATED
- CONCRETE 5,000 PSI @ 28 DAYS
- REINFORCING: AS SPECIFIED, GRADE 60 REBAR
- 8" BASE WEIGHT: 5,000 LBS.
- WEIGHT PER V.F.: 1,800 LBS.
- FLAT TOP WEIGHT: 5,000 LBS.
- MANUFACTURED IN ACCORDANCE WITH ASTM C-478
- STEPS: 12" O/C - STEEL REINFORCED POLYPROPYLENE COATED, DOT APPROVED

PEERLESS CONCRETE PRODUCTS CO.

246 Main Street
Butler, NJ 07405
973.838.3060p

SINCE 1959

sales@peerlessconcrete.com

www.peerlessconcrete.com

84" DIAMETER STORM MANHOLE

CUSTOMER:

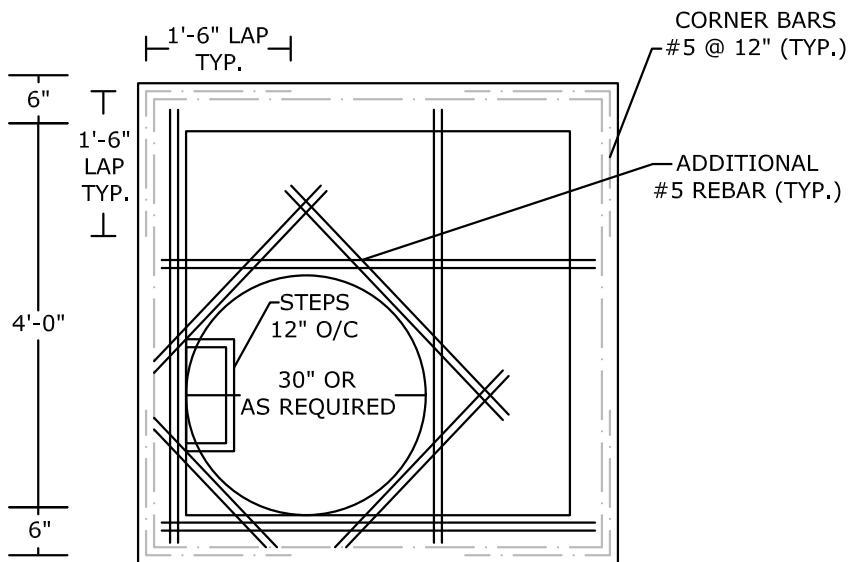
PROJECT:

SCALE: N.T.S.

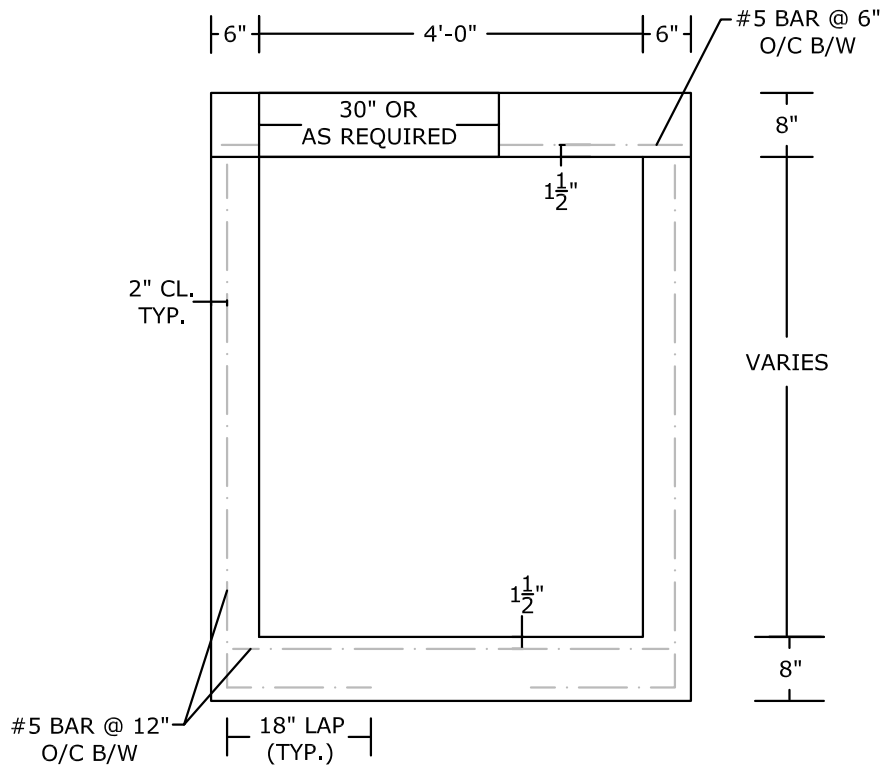
DATE: 12/2023

EST#:

D-9



PLAN VIEW

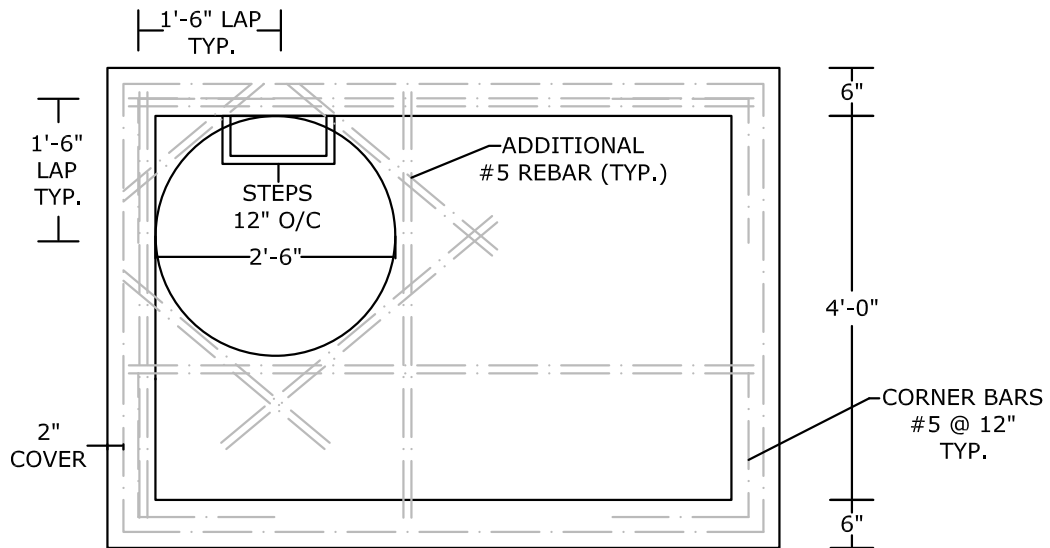


SECTION VIEW

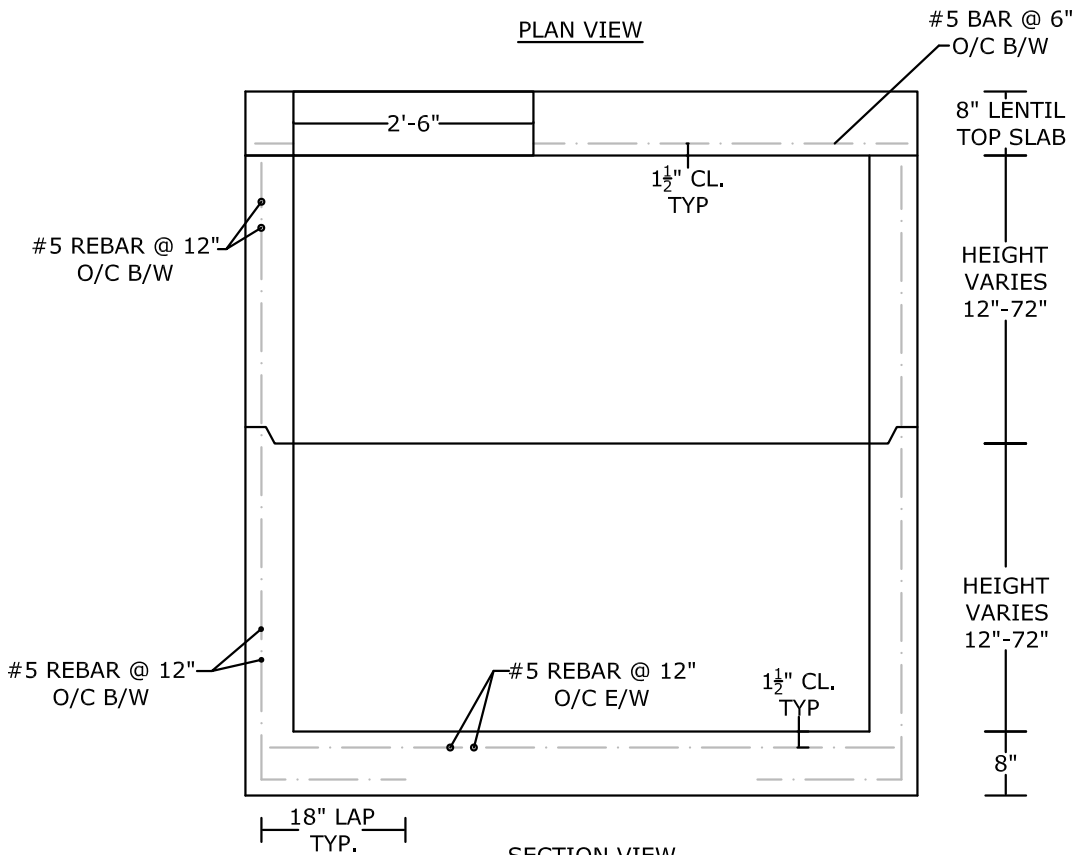
NOTES:

- HS-25 LOAD RATED
- CONCRETE 5,000 PSI @ 28 DAYS
- REINFORCING: AS SPECIFIED, GRADE 60 REBAR
- BASE WEIGHT: 2,520 LBS.
- WEIGHT PER V.F.: 1,350 LBS.
- TOP SLAB WEIGHT: 2,085 LBS.
- MANUFACTURED IN ACCORDANCE WITH ASTM C-478
- STEPS: STEEL REINFORCED POLYPROPYLENE COATED, DOT APPROVED

PEERLESS CONCRETE PRODUCTS CO.		246 Main Street Butler, NJ 07405 973.838.3060p	
SINCE 1959		www.peerlessconcrete.com	
sales@peerlessconcrete.com		www.peerlessconcrete.com	
4'-0" X 4'-0" MANHOLE WITH TOP SLAB			
CUSTOMER:			
PROJECT:			
SCALE: N.T.S.	DATE: 12/2023	EST#:	D-10



PLAN VIEW

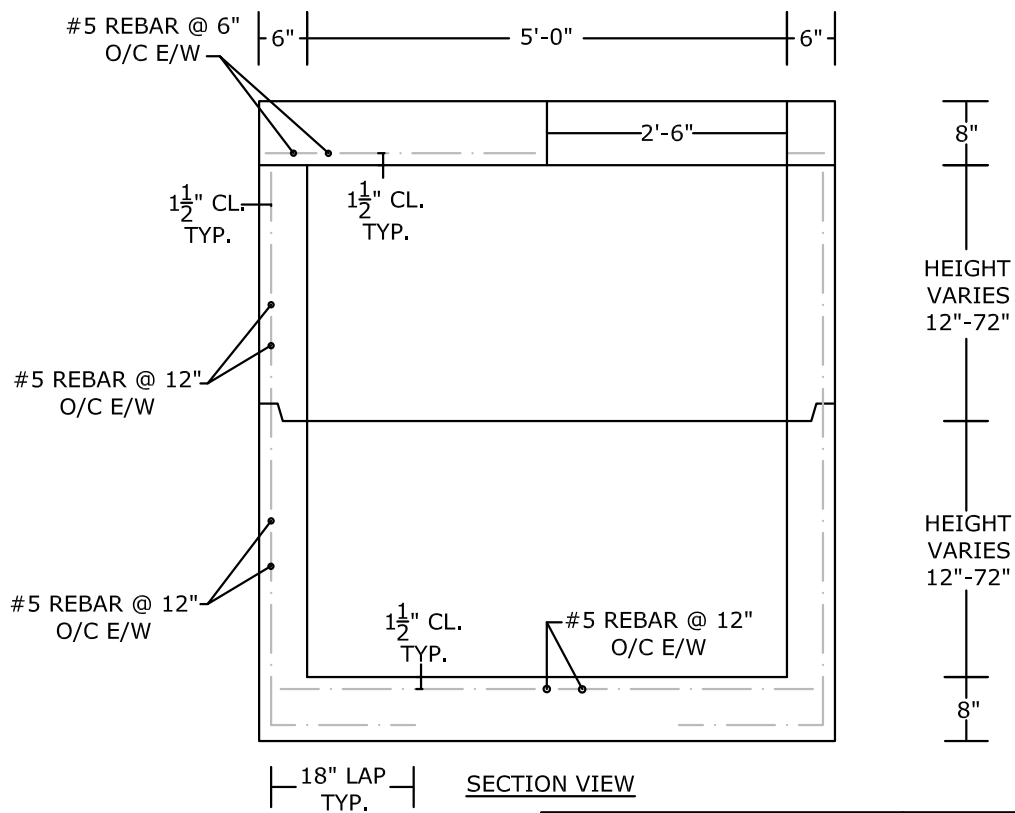
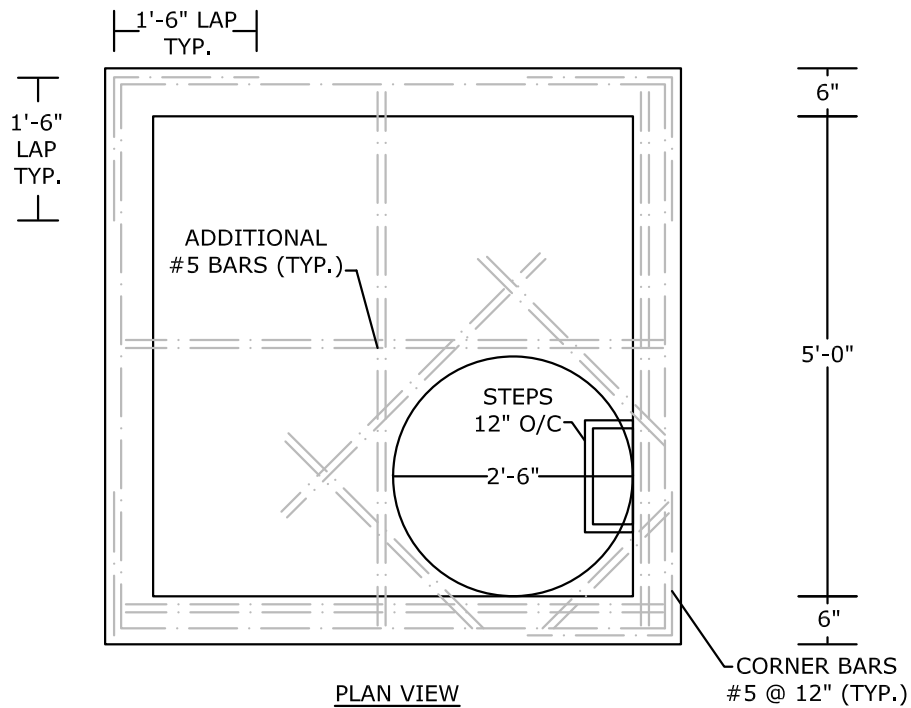


SECTION VIEW

NOTES:

- HS-25 LOAD RATED
- CONCRETE 5,000 PSI @ 28 DAYS
- REINFORCING: AS SPECIFIED, GRADE 60 REBAR
- BASE WEIGHT: 3,650 LBS.
- WEIGHT PER V.F.: 1,705 LBS.
- TOP SLAB WEIGHT: 3,250 LBS.
- MANUFACTURED IN ACCORDANCE WITH ASTM C-478
- STEPS: STEEL REINFORCED POLYPROPYLENE COATED, DOT APPROVED

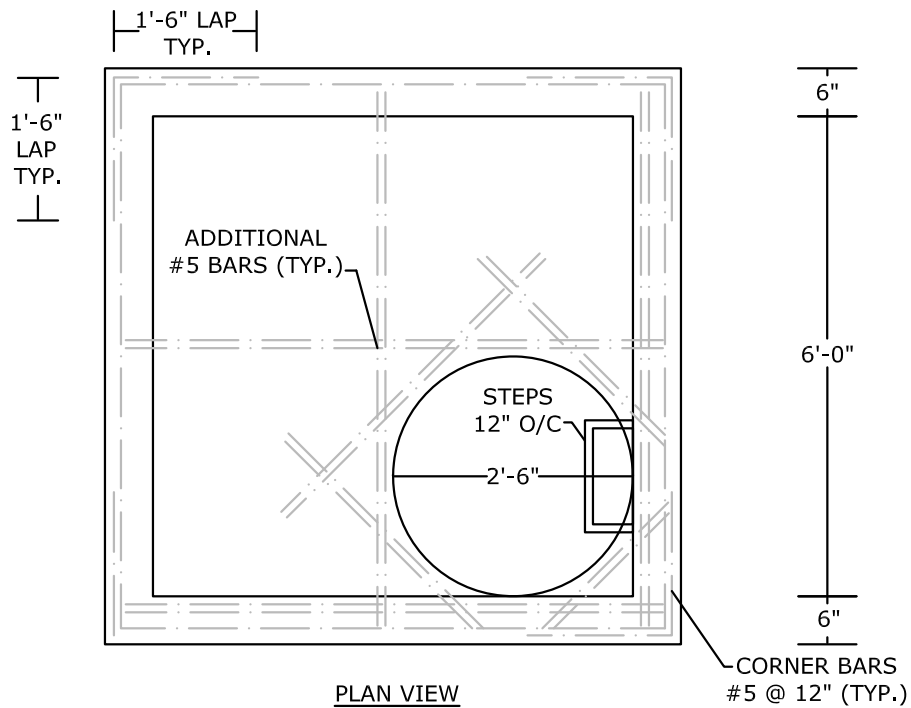
PEERLESS CONCRETE PRODUCTS CO.		246 Main Street Butler, NJ 07405 973.838.3060p	
SINCE 1959		www.peerlessconcrete.com	
sales@peerlessconcrete.com		www.peerlessconcrete.com	
4'-0" X 6'-0" MANHOLE WITH TOP SLAB			
CUSTOMER:			
PROJECT:			
SCALE: N.T.S.	DATE: 12/2023	EST#:	D-11



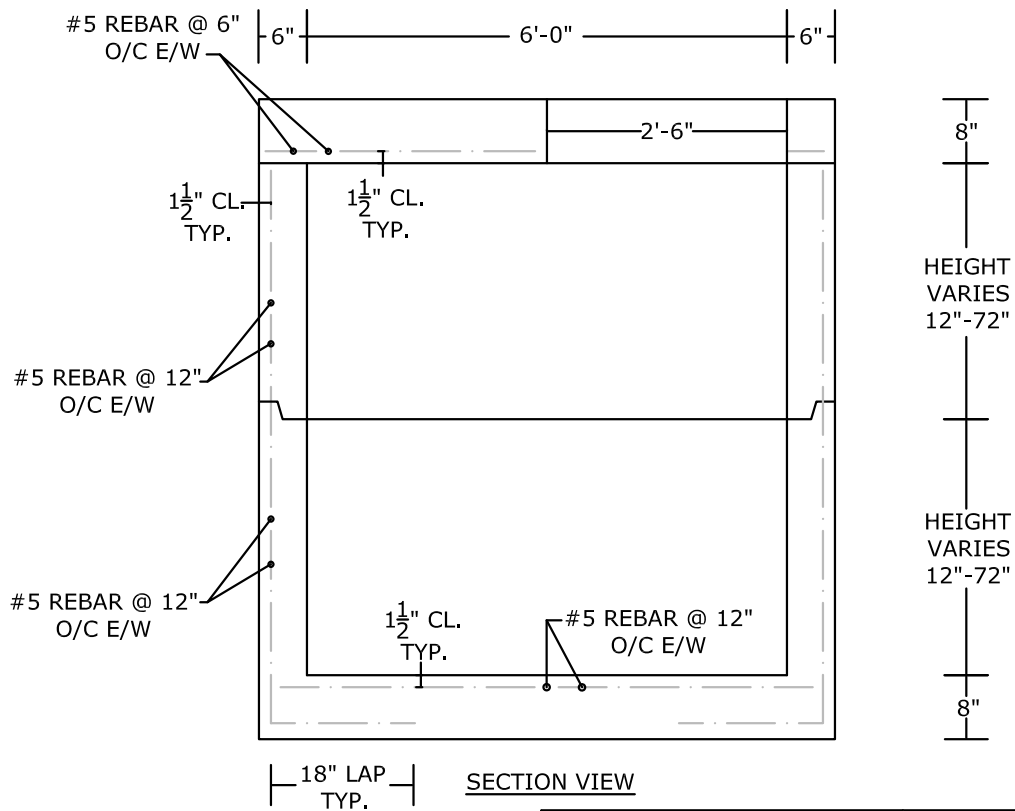
NOTES:

- HS-25 LOAD RATED
- CONCRETE 5,000 PSI @ 28 DAYS
- REINFORCING: AS SPECIFIED, GRADE 60 REBAR
- BASE WEIGHT: 3,650 LBS.
- WEIGHT PER V.F.: 1,705 LBS.
- TOP SLAB WEIGHT: 3,250 LBS.
- MANUFACTURED IN ACCORDANCE WITH ASTM C-478
- STEPS: STEEL REINFORCED POLYPROPYLENE COATED, DOT APPROVED

		246 Main Street Butler, NJ 07405 973.838.3060p	
		SINCE 1959	
sales@peerlessconcrete.com		www.peerlessconcrete.com	
5'-0" X 5'-0" MANHOLE WITH TOP SLAB			
CUSTOMER:			
PROJECT:			
SCALE: N.T.S.	DATE: 12/2023	EST#:	D-12



PLAN VIEW

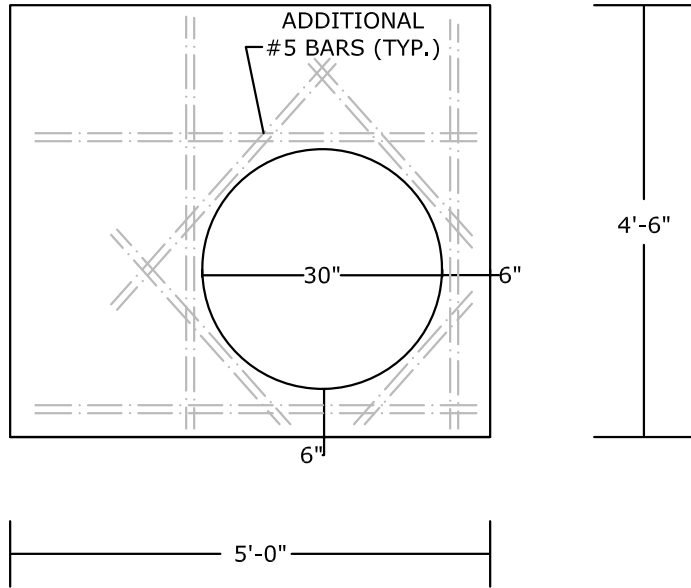


SECTION VIEW

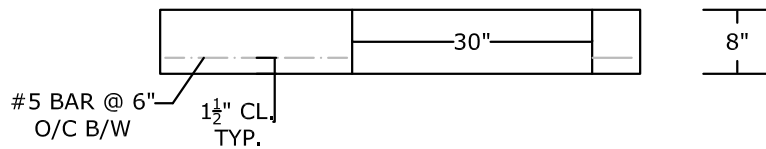
NOTES:

- HS-25 LOAD RATED
- CONCRETE 5,000 PSI @ 28 DAYS
- REINFORCING: AS SPECIFIED, GRADE 60 REBAR
- BASE WEIGHT: 5,090 LBS.
- WEIGHT PER V.F.: 2,020 LBS.
- TOP SLAB WEIGHT: 4,580 LBS.
- MANUFACTURED IN ACCORDANCE WITH ASTM C-478
- STEPS: STEEL REINFORCED POLYPROPYLENE COATED, DOT APPROVED

PEERLESS CONCRETE PRODUCTS CO. SINCE 1959		246 Main Street Butler, NJ 07405 973.838.3060p	
		sales@peerlessconcrete.com www.peerlessconcrete.com	
6'-0" X 6'-0" MANHOLE WITH TOP SLAB			
CUSTOMER:			
PROJECT:			
SCALE: N.T.S.	DATE: 12/2023	EST#:	D-13



PLAN VIEW

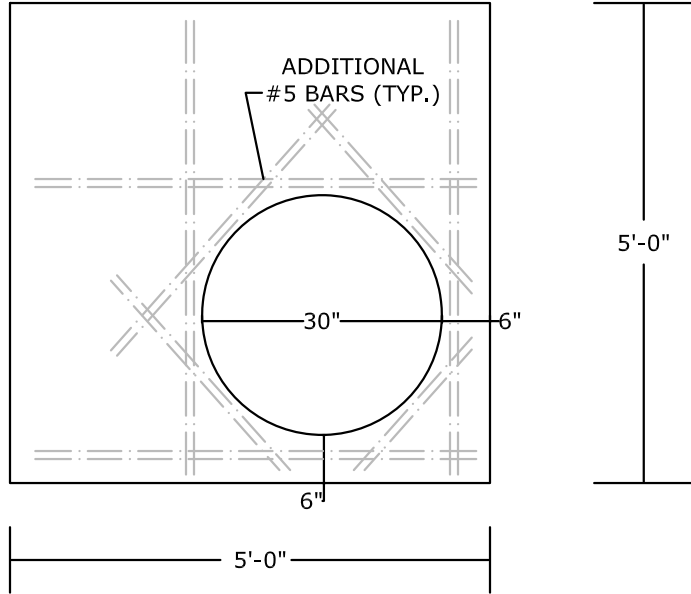


SECTION VIEW

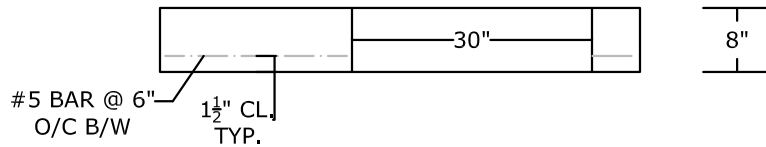
NOTES:

- HS-25 LOAD RATED
- CONCRETE 5,000 PSI @ 28 DAYS
- REINFORCING: AS SPECIFIED, GRADE 60 REBAR
- WEIGHT: 2,090 LBS.
- MANUFACTURED IN ACCORDANCE WITH ASTM C-478

PEERLESS CONCRETE PRODUCTS CO.		246 Main Street Butler, NJ 07405 973.838.3060p	
<i>SINCE 1959</i>			
sales@peerlessconcrete.com		www.peerlessconcrete.com	
CONVERSION SLAB (CATCH BASIN TO MANHOLE) 4'-6" x 5'-0"			
CUSTOMER:			
PROJECT:			
SCALE: N.T.S.	DATE: 12/2023	EST#:	D-14



PLAN VIEW



SECTION VIEW

NOTES:

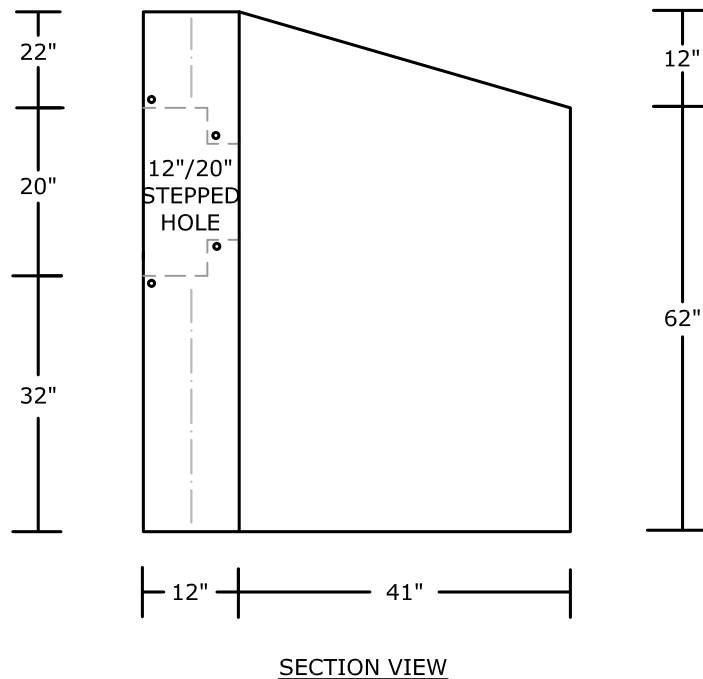
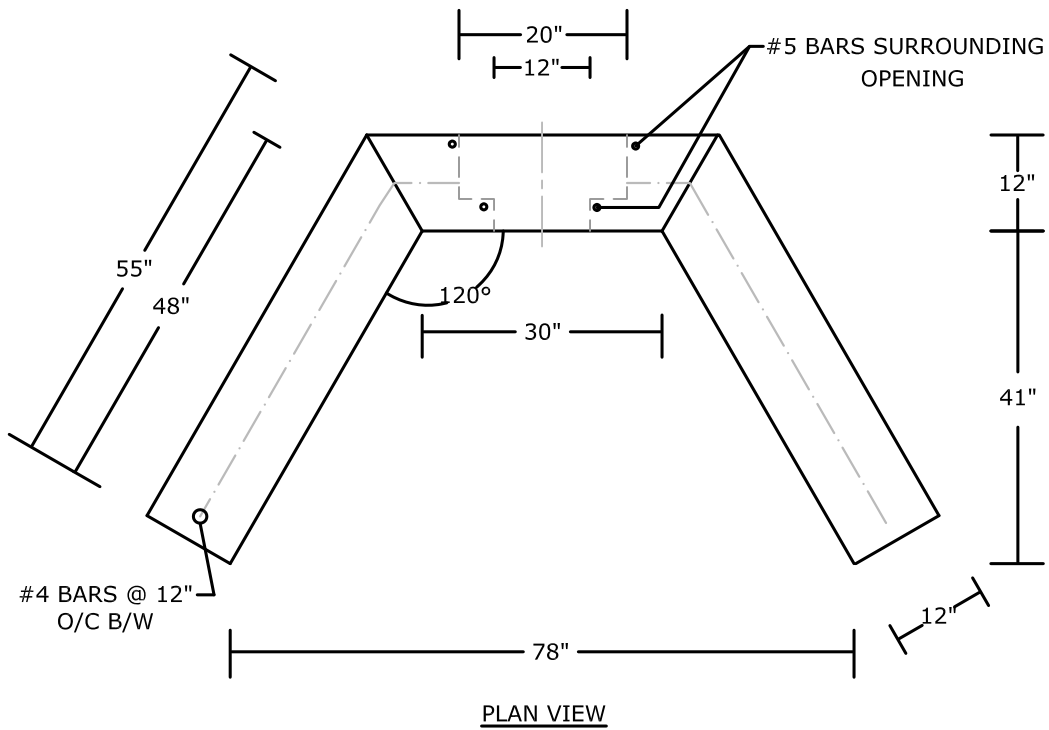
- HS-25 LOAD RATED
- CONCRETE 5,000 PSI @ 28 DAYS
- REINFORCING: AS SPECIFIED, GRADE 60 REBAR
- WEIGHT: 2,090 LBS.
- MANUFACTURED IN ACCORDANCE WITH ASTM C-478

PEERLESS CONCRETE PRODUCTS CO.		246 Main Street Butler, NJ 07405 973.838.3060p	
<i>SINCE 1959</i>			
sales@peerlessconcrete.com		www.peerlessconcrete.com	
CONVERSION SLAB (CATCH BASIN TO MANHOLE) 5'-0" x 5'-0"			
CUSTOMER:			
PROJECT:			D-15
SCALE: N.T.S.	DATE: 12/2023	EST#:	

PEERLESS CONCRETE PRODUCTS CO.
SINCE 1959

Index

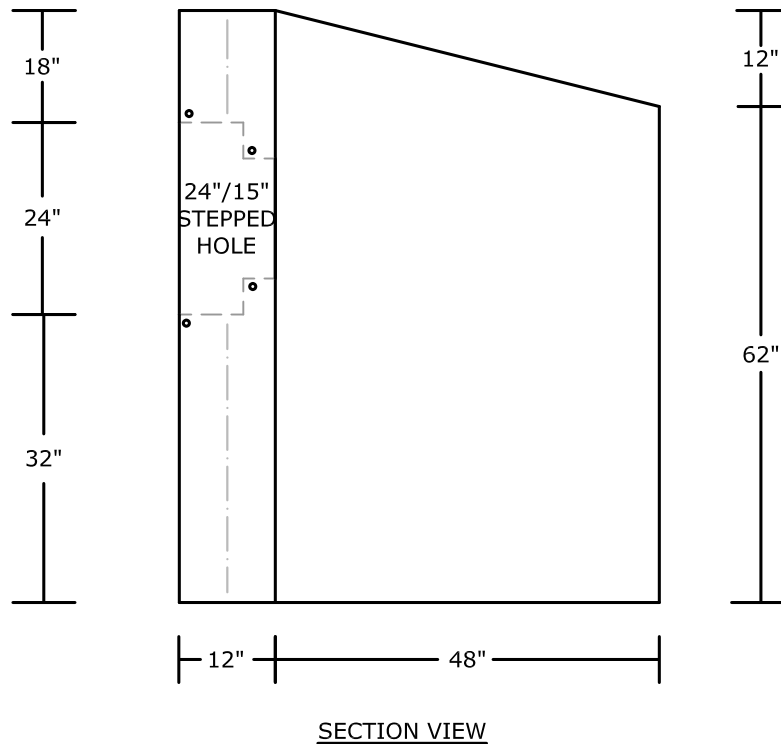
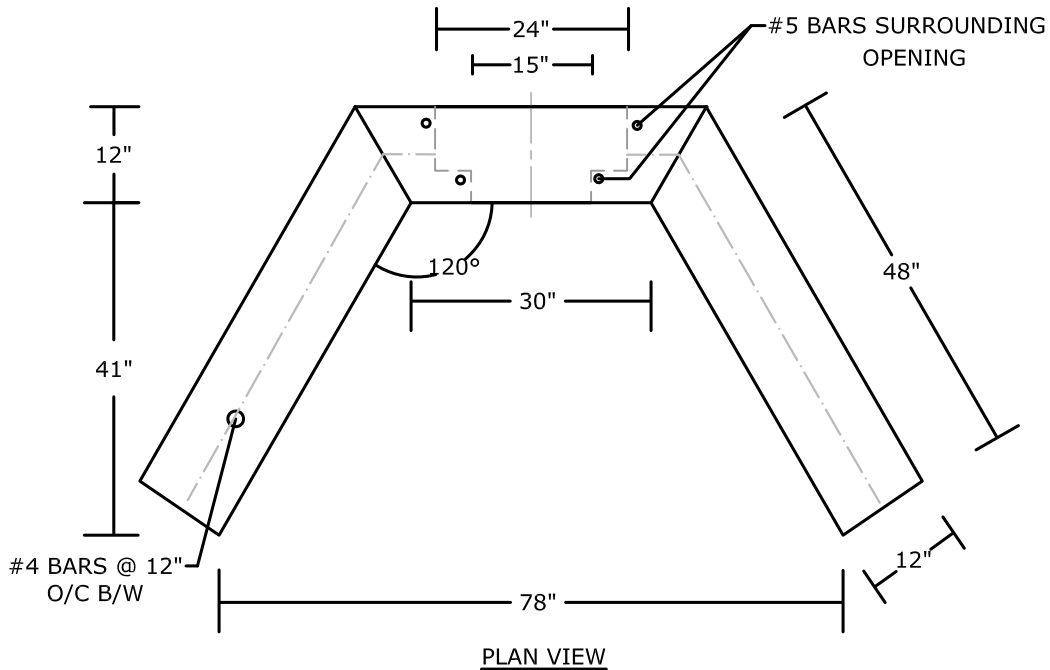
Item	Page
Section E- Headwalls (Index)	E-1
12" RCP Wingwall (Stock).....	E-2
15" RCP Wingwall (Stock).....	E-3
18" RCP Wingwall (Stock).....	E-4
24" RCP Wingwall (Stock).....	E-5
30" RCP Wingwall.....	E-6
36" RCP Wingwall.....	E-7
48" RCP Wingwall.....	E-8
60" RCP Wingwall (3-Piece).....	E-9
Flat Headwall.....	E-10
Anti-Seep Collar.....	E-11



NOTES:

- CONCRETE 5,000 PSI @ 28 DAYS
- REINFORCING: AS SPECIFIED, GRADE 60 REBAR
- MANUFACTURED IN ACCORDANCE WITH
ASTM C-890
- 1" CHAMFER ON ALL EXPOSED EDGES
- WEIGHT: 8,000 LBS.+/-

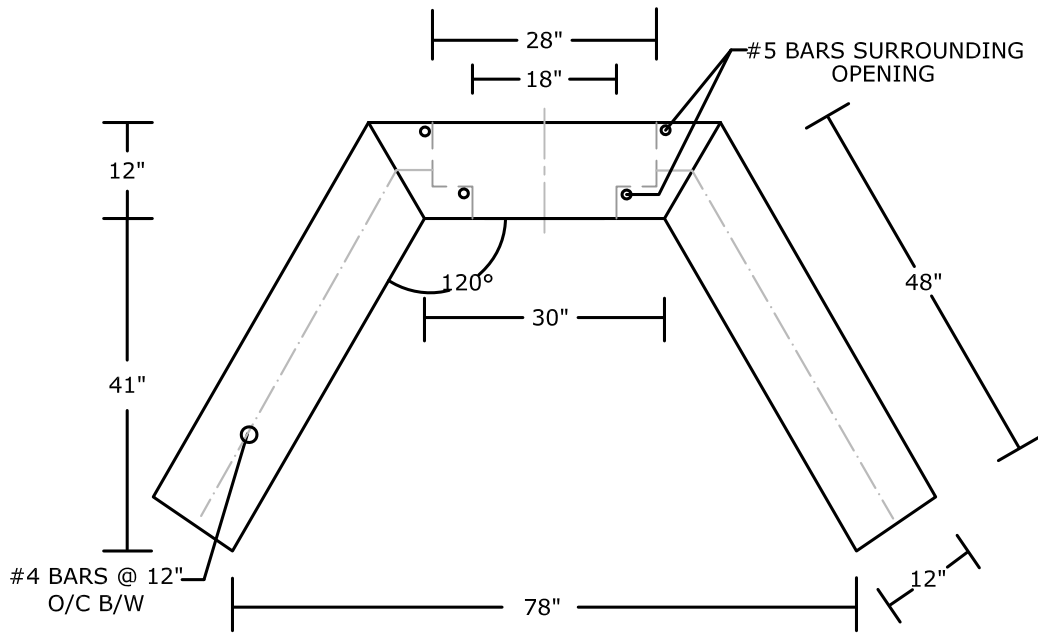
PEERLESS CONCRETE PRODUCTS CO.		246 Main Street Butler, NJ 07405 973.838.3060p	
SINCE 1959		www.peerlessconcrete.com	
sales@peerlessconcrete.com		www.peerlessconcrete.com	
12" RCP WINGWALL			
CUSTOMER:			
PROJECT:			
SCALE: N.T.S.	DATE: 12/2023	EST#:	E-2



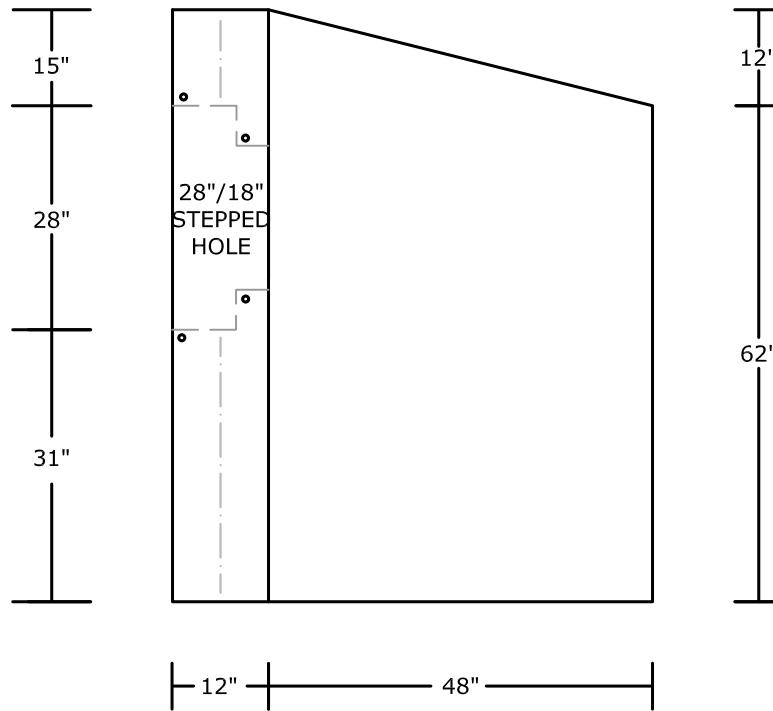
NOTES:

- CONCRETE 5,000 PSI @ 28 DAYS
- REINFORCING; AS SPECIFIED, GRADE 60 REBAR
- MANUFACTURED IN ACCORDANCE WITH
ASTM C-890
- 1" CHAMFER ON ALL EXPOSED EDGES
- WEIGHT: 9,500 LBS.+/-

PEERLESS CONCRETE PRODUCTS CO.		246 Main Street Butler, NJ 07405 973.838.3060p	
		SINCE 1959	
sales@peerlessconcrete.com		www.peerlessconcrete.com	
15" RCP WINGWALL			
CUSTOMER:			
PROJECT:			
SCALE:N.T.S.	DATE: 12/2023	EST#:	E-3



PLAN VIEW

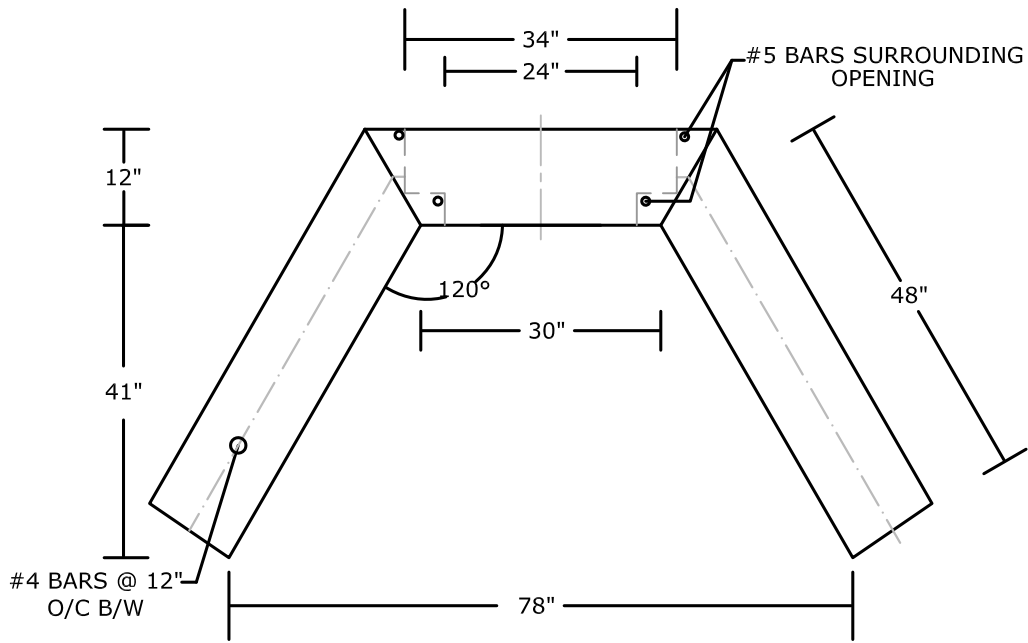


SECTION VIEW

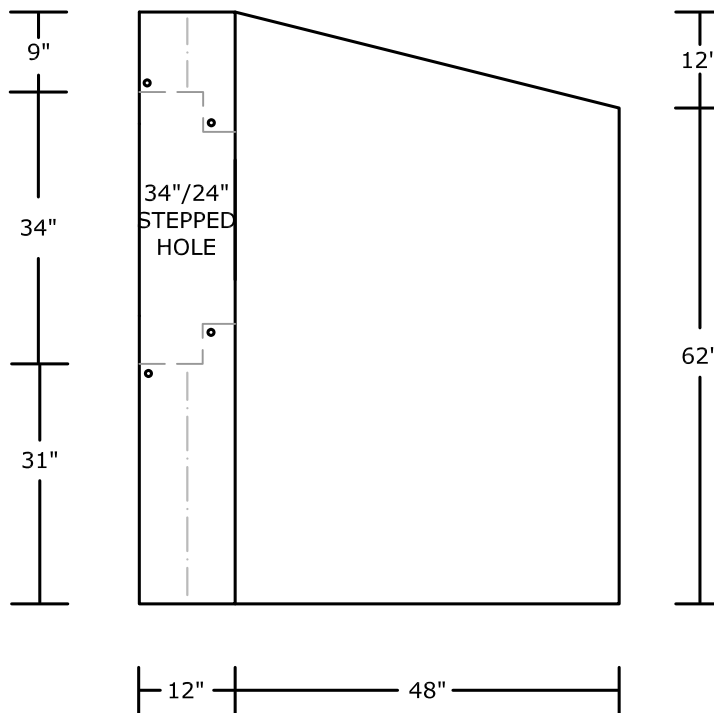
NOTES:

- CONCRETE 5,000 PSI @ 28 DAYS
- REINFORCING: AS SPECIFIED, GRADE 60 REBAR
- MANUFACTURED IN ACCORDANCE WITH ASTM C-890
- 1" CHAMFER ON ALL EXPOSED EDGES
- WEIGHT: 9,500 LBS. +/-

PEERLESS CONCRETE PRODUCTS CO. SINCE 1959		246 Main Street Butler, NJ 07405 973.838.3060p	
		sales@peerlessconcrete.com www.peerlessconcrete.com	
18" RCP WINGWALL			
CUSTOMER:			
PROJECT:			
SCALE: N.T.S.	DATE: 12/2023	EST#:	E-4



PLAN VIEW

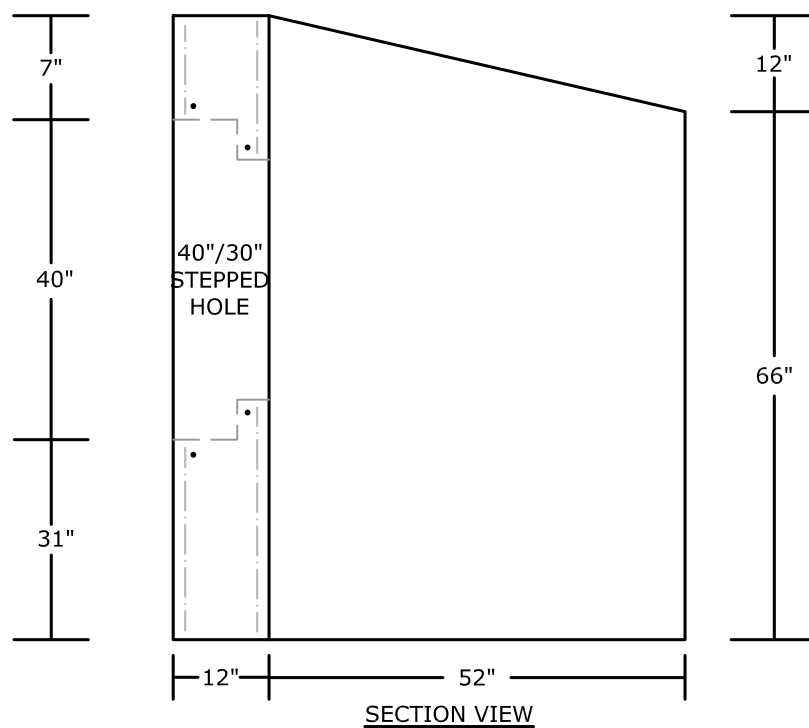
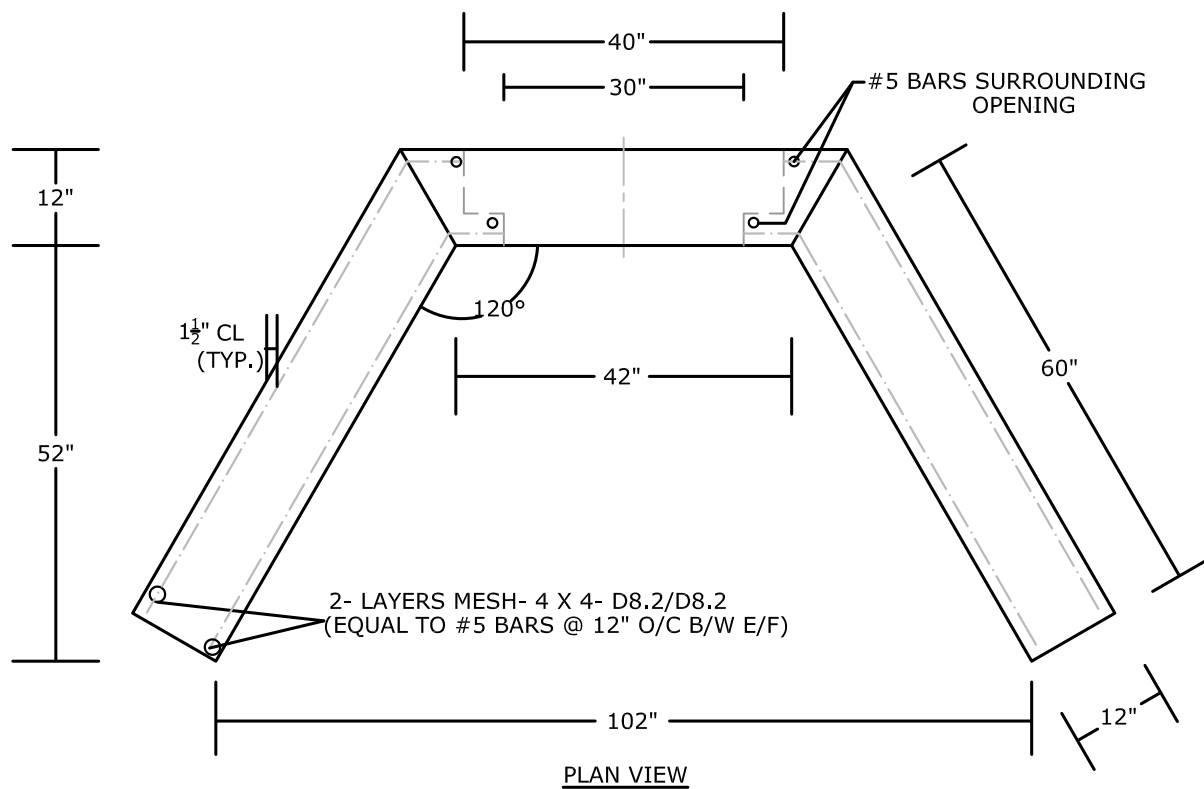


SECTION VIEW

NOTES:

- CONCRETE 5,000 PSI @ 28 DAYS
- REINFORCING: AS SPECIFIED, GRADE 60 REBAR
- MANUFACTURED IN ACCORDANCE WITH ASTM C-890
- 1" CHAMFER ON ALL EXPOSED EDGES
- WEIGHT: 9,500 LBS.+/-

PEERLESS CONCRETE PRODUCTS CO. SINCE 1959		246 Main Street Butler, NJ 07405 973.838.3060p	
		sales@peerlessconcrete.com	
24" RCP WINGWALL			
CUSTOMER:			
PROJECT:			
SCALE: N.T.S.		DATE: 12/2023	EST#:
			E-5



NOTES:

- CONCRETE 5,000 PSI @ 28 DAYS
- REINFORCING: AS SPECIFIED, GRADE 60 REBAR
- MANUFACTURED IN ACCORDANCE WITH ASTM C-890
- 1" CHAMFER ON ALL EXPOSED EDGES
- WEIGHT: 14,000 LBS. +/-

PEERLESS CONCRETE PRODUCTS CO.

SINCE 1959

sales@peerlessconcrete.com

246 Main Street
Butler, NJ 07405
973.838.3060p

www.peerlessconcrete.com

30" RCP WINGWALL

CUSTOMER:

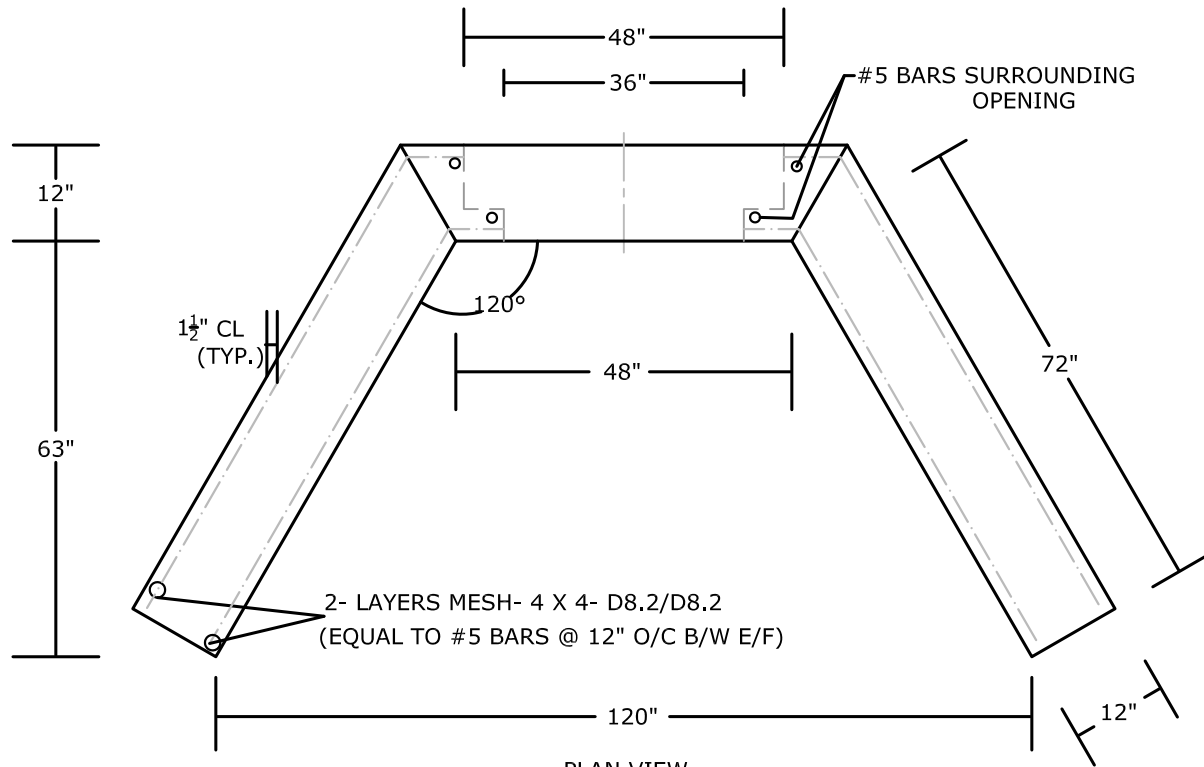
PROJECT:

SCALE: N.T.S.

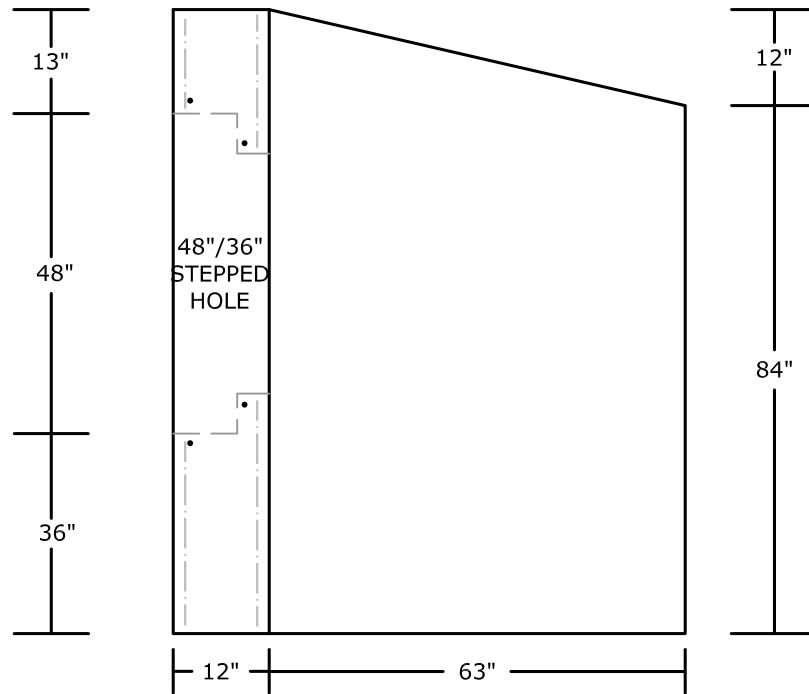
DATE: 12/2023

EST#:

E-6



PLAN VIEW



SECTION VIEW

NOTES:

- CONCRETE 5,000 PSI @ 28 DAYS
- REINFORCING: AS SPECIFIED, GRADE 60 REBAR
- MANUFACTURED IN ACCORDANCE WITH
ASTM C-890
- 1" CHAMFER ON ALL EXPOSED EDGES
- WEIGHT: 18,000 LBS.+/-

**PEERLESS CONCRETE
PRODUCTS CO.**

SINCE 1959

sales@peerlessconcrete.com

246 Main Street
Butler, NJ 07405
973.838.3060p

www.peerlessconcrete.com

36" RCP WINGWALL

CUSTOMER:

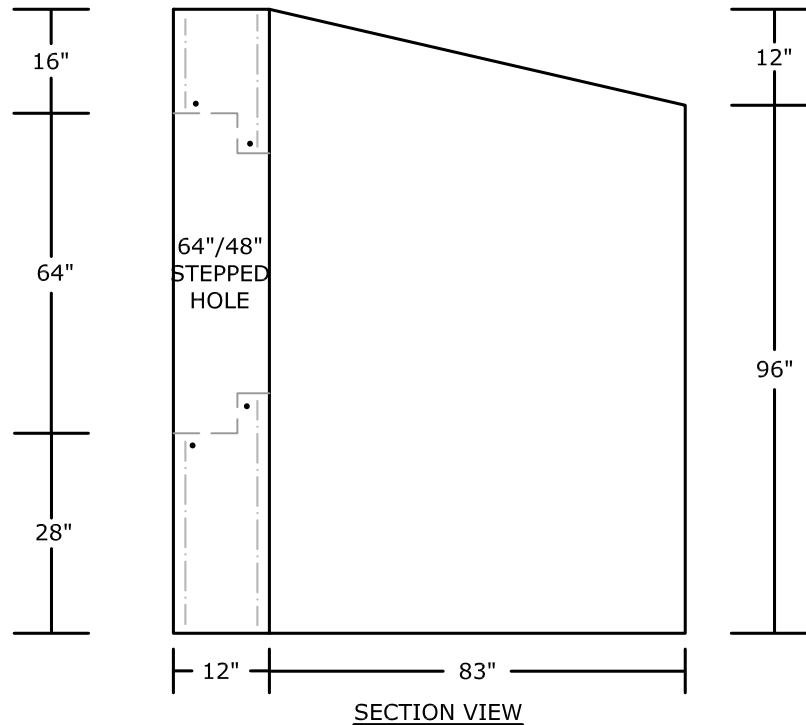
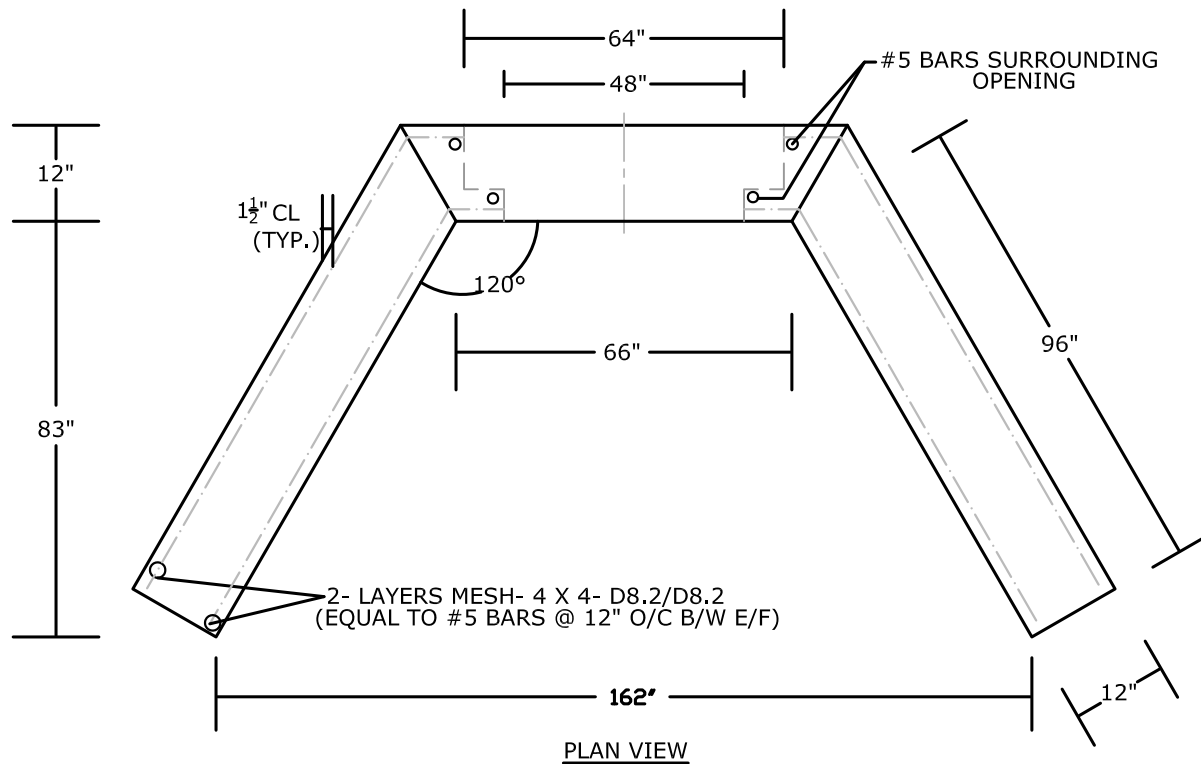
PROJECT:

SCALE: N.T.S.

DATE: 12/2023

EST#:

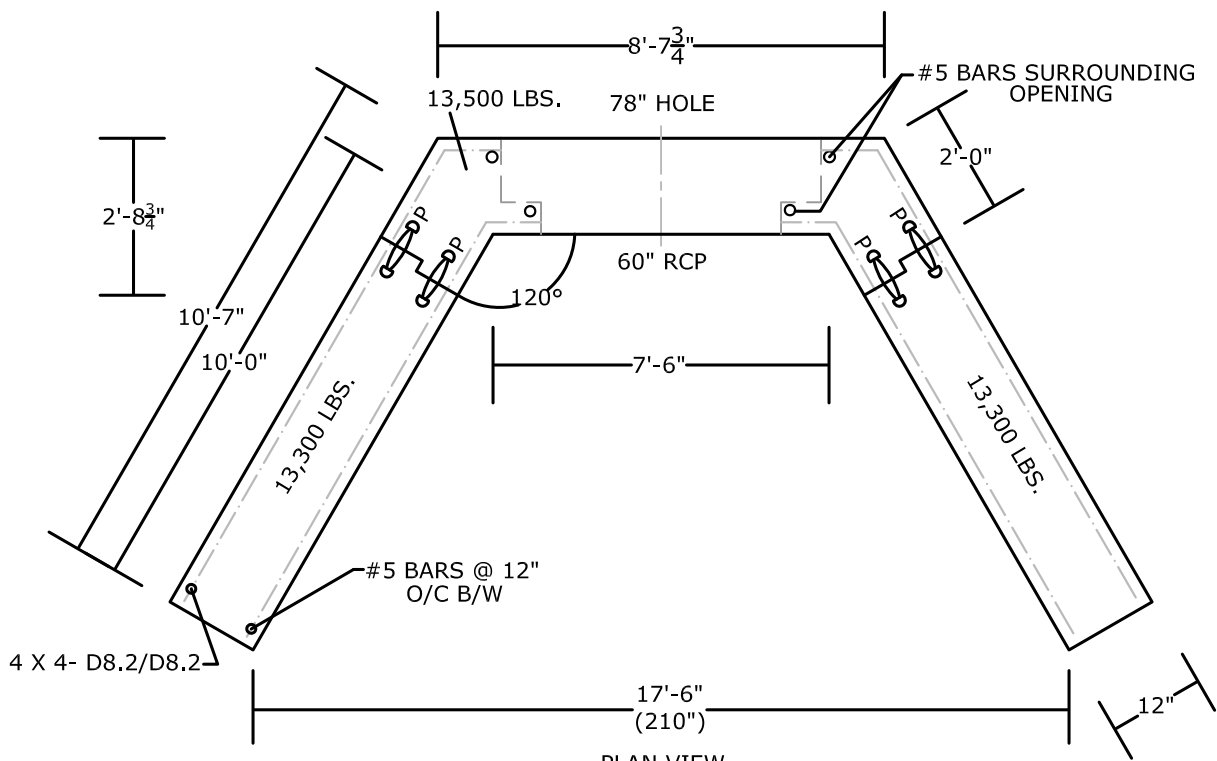
E-7



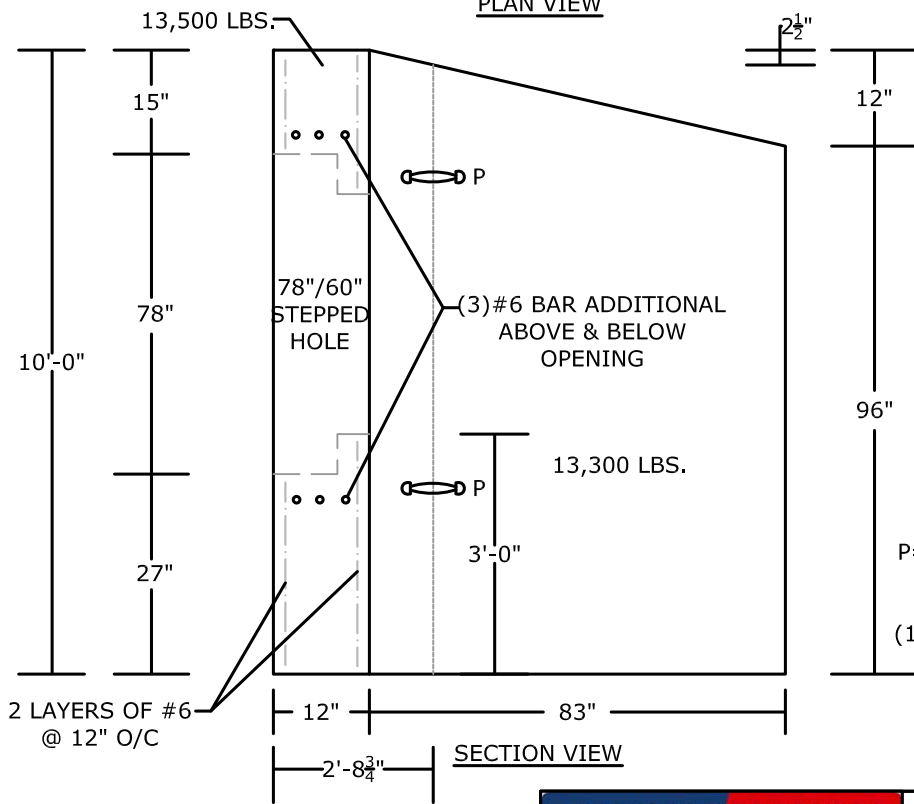
NOTES:

- CONCRETE 5,000 PSI @ 28 DAYS
- REINFORCING: AS SPECIFIED, GRADE 60 REBAR
- MANUFACTURED IN ACCORDANCE WITH ASTM C-890
- 1" CHAMFER ON ALL EXPOSED EDGES
- WEIGHT: 29,000 LBS. +/-

PEERLESS CONCRETE PRODUCTS CO. SINCE 1959 sales@peerlessconcrete.com		246 Main Street Butler, NJ 07405 973.838.3060p	
		www.peerlessconcrete.com	
48" RCP WINGWALL			
CUSTOMER:			
PROJECT:			
SCALE: N.T.S.	DATE: 12/2023	EST#:	E-8

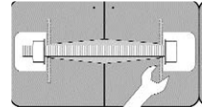


PLAN VIEW



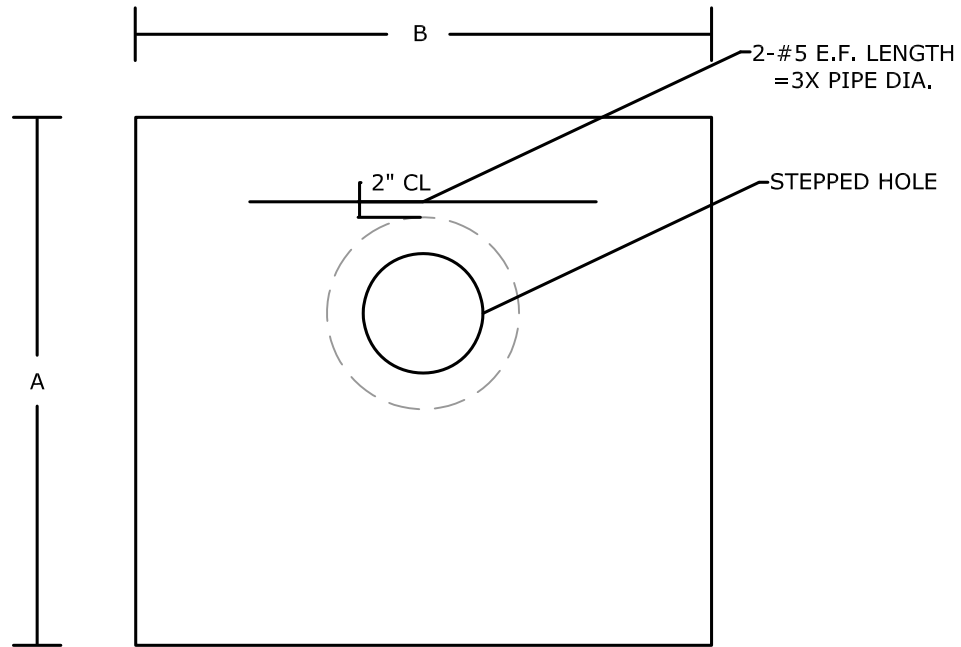
SECTION VIEW

P= THREADED INSERT POCKET
(SEE ATTACHED DETAIL)
2 PER JOINT
(1 EACH SIDE WALL-EXTERIOR)

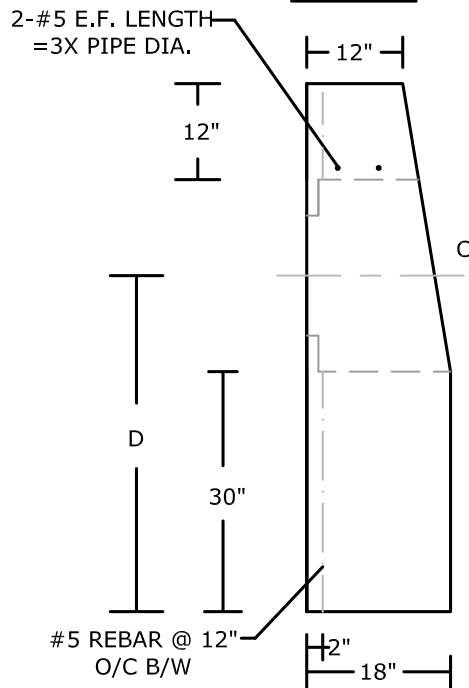


- NOTES:**
- CONCRETE 5,000 PSI @ 28 DAYS
 - REINFORCING: AS SPECIFIED, GRADE 60 REBAR
 - MANUFACTURED IN ACCORDANCE WITH ASTM C-890
 - 1" CHAMFER ON ALL EXPOSED EDGES
 - WEIGHT: SEE DRAWING

PEERLESS CONCRETE PRODUCTS CO. SINCE 1959 sales@peerlessconcrete.com		246 Main Street Butler, NJ 07405 973.838.3060p www.peerlessconcrete.com	
60" RCP WINGWALL (3-PIECE)			
CUSTOMER:			
PROJECT:			
SCALE: N.T.S.	DATE: 12/2023	EST#:	E-9



PLAN VIEW



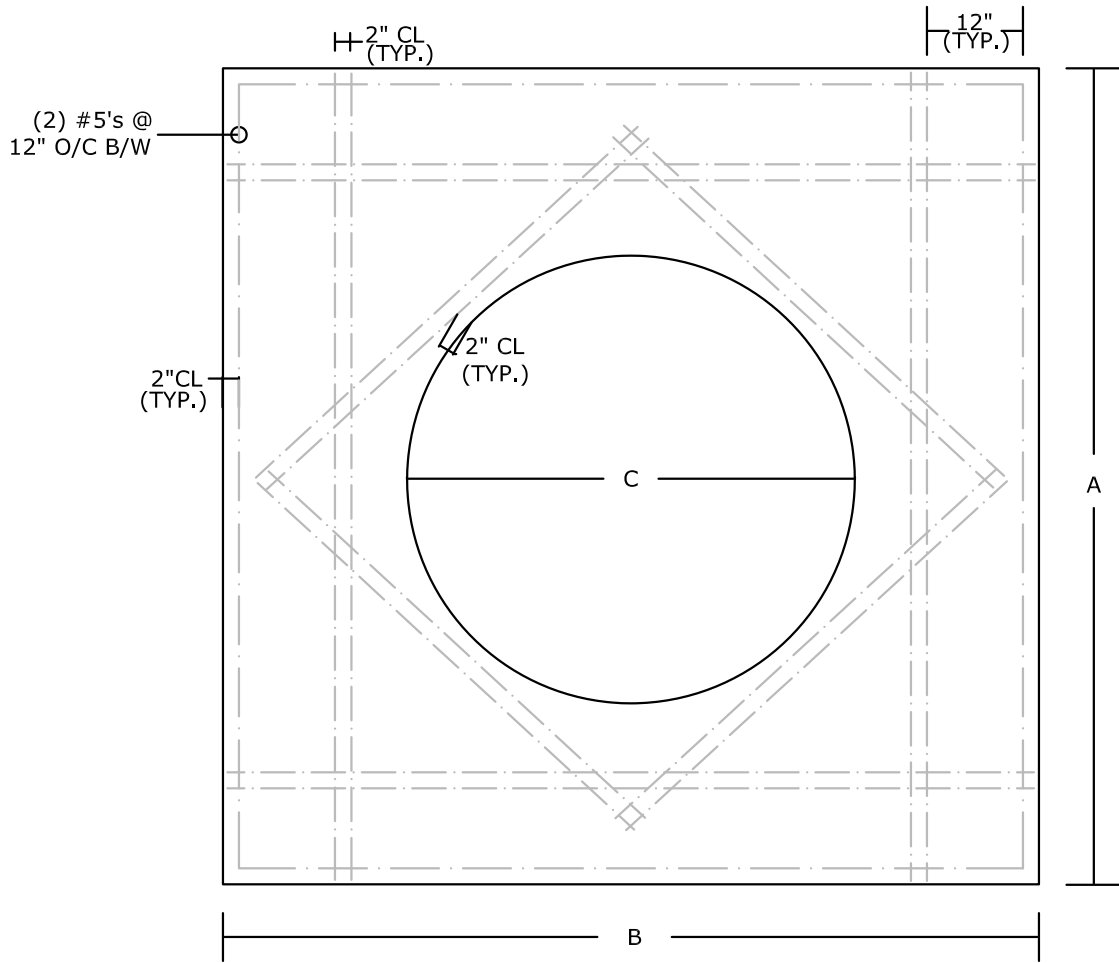
SECTION VIEW

PIPE DIA.	A	B	C	D
12"	64"	72"	12"/20"	40"
15"	66"	72"	15"/24"	42"
18"	72"	72"	18"/27"	43"
24"	78"	84"	24"/34"	47"
30"	84"	84"	30"/40"	50"
36"	90"	84"	36"/48"	54"
48"	102"	108"	48"/64"	60"

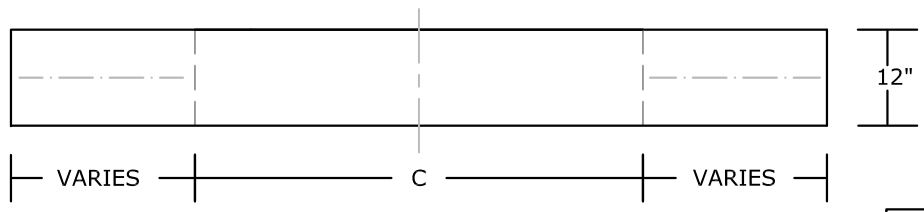
NOTES:

- CONCRETE 5,000 PSI @ 28 DAYS
- REINFORCING: AS SPECIFIED, GRADE 60 REBAR
- MANUFACTURED IN ACCORDANCE WITH ASTM C-890
- 1" CHAMFER ON ALL EXPOSED EDGES

PEERLESS CONCRETE PRODUCTS CO.		246 Main Street Butler, NJ 07405 973.838.3060p	
SINCE 1959		www.peerlessconcrete.com	
sales@peerlessconcrete.com		www.peerlessconcrete.com	
FLAT HEADWALL			
CUSTOMER:			
PROJECT:			
SCALE: N.T.S.	DATE: 12/2023	EST#:	E-10



PLAN VIEW



SECTION VIEW

PIPE DIA.	A	B	C
12"	72"	72"	20"
15"	72"	72"	24"
18"	72"	72"	27"
24"	72"	72"	34"
30"	96"	96"	40"
36"	96"	96"	48"
48"	108"	108"	64"

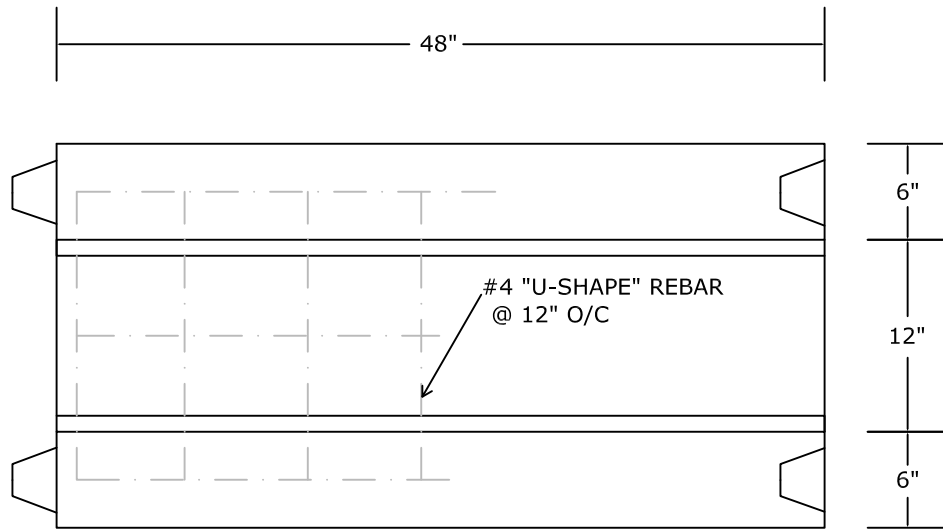
- NOTES:**
- CONCRETE 5,000 PSI @ 28 DAYS
 - REINFORCING: AS SPECIFIED, GRADE 60 REBAR
 - MANUFACTURED IN ACCORDANCE WITH ASTM C-913

	246 Main Street Butler, NJ 07405 973.838.3060p		
	SINCE 1959		
sales@peerlessconcrete.com		www.peerlessconcrete.com	
ANTI-SEEP COLLAR			
CUSTOMER:			
PROJECT:			
SCALE: N.T.S.	DATE: 12/2023	EST#:	E-11

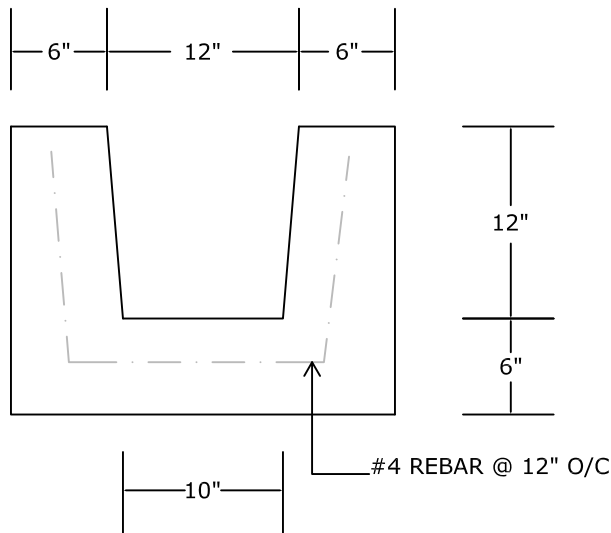
PEERLESS CONCRETE PRODUCTS CO.
SINCE 1959

Index


Item	Page
Section F- Trench Drains (Index)	F-1
Trench Drain 12" X 12" X 48"	F-2
Trench Drain 12" X 12" X 96"	F-3
Trench Drain 12" X 12" X 120"	F-4
Trench Drain 12" X 12" X 120" w/ Cast-In Grate & Rail.....	F-5
Trench Drain 18" X 18" X 96"	F-6
Trench Drain 24" X 24" X 96"	F-7
Trench Drain Sample Drawing.....	F-8



PLAN VIEW



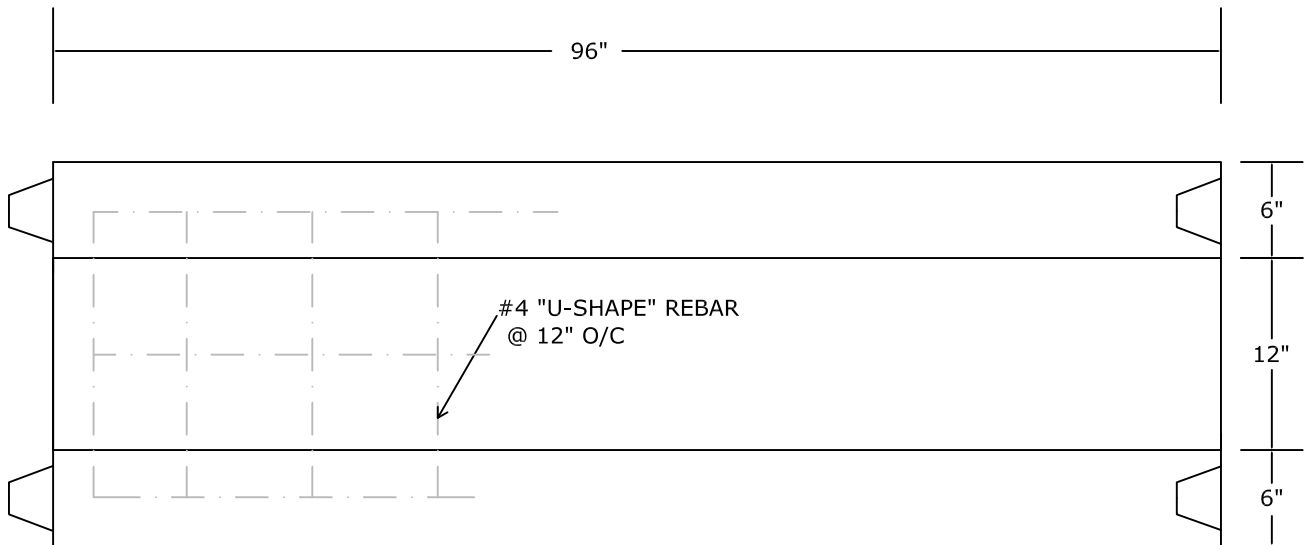
SECTION VIEW



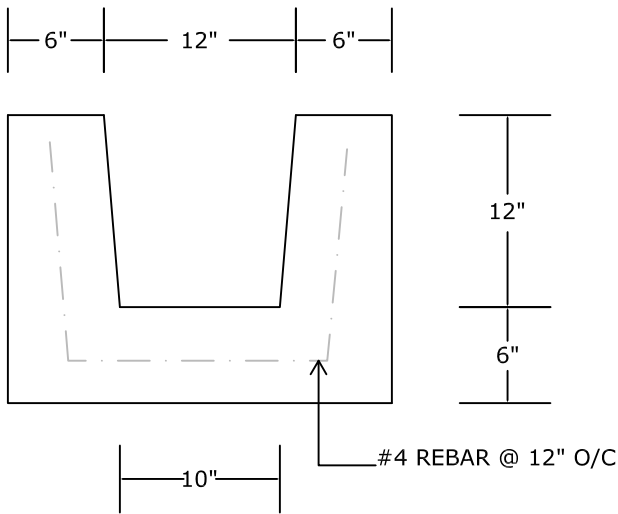
NOTES:

- HS-20 LOADING
- CONCRETE 5,000 PSI @ 28 DAYS
- REINFORCING: AS SPECIFIED, GRADE 60 REBAR
- MANUFACTURED IN ACCORDANCE WITH ASTM C-890
- 9" x 9" KNOCKOUT PROVIDED ON END UNITS


PEERLESS CONCRETE PRODUCTS CO. <i>SINCE 1959</i>		246 Main Street Butler, NJ 07405 973.838.3060p	
		www.peerlessconcrete.com	
TRENCH DRAIN 12" X 12" X 48"			
CUSTOMER:			
PROJECT:			
SCALE: N.T.S.	DATE: 12/2023	EST#:	F-2



PLAN VIEW



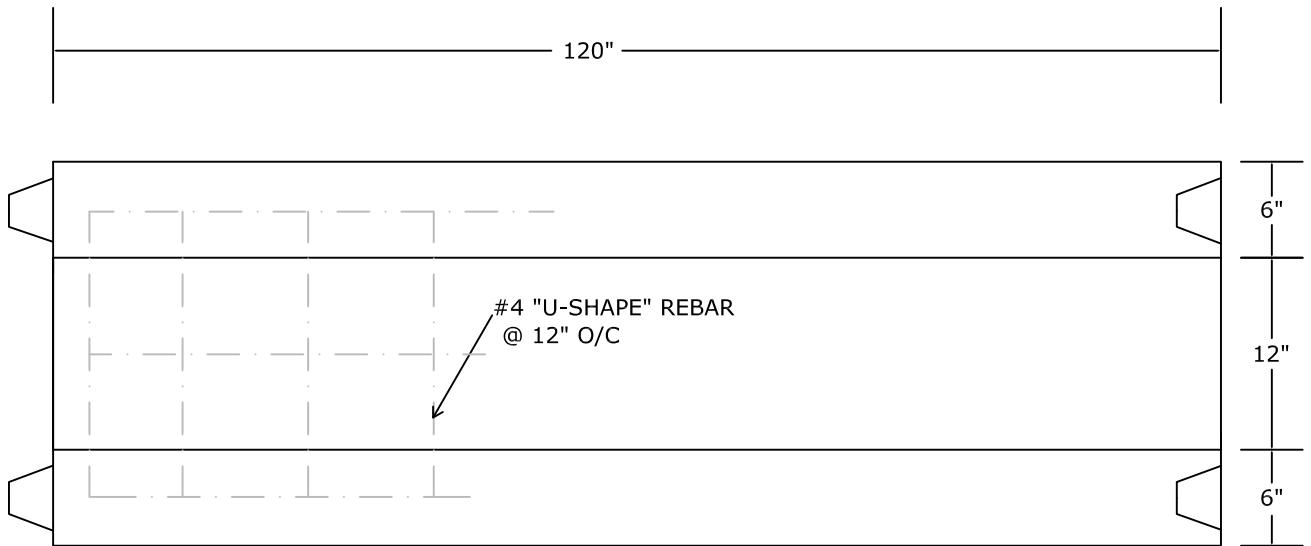
SECTION VIEW



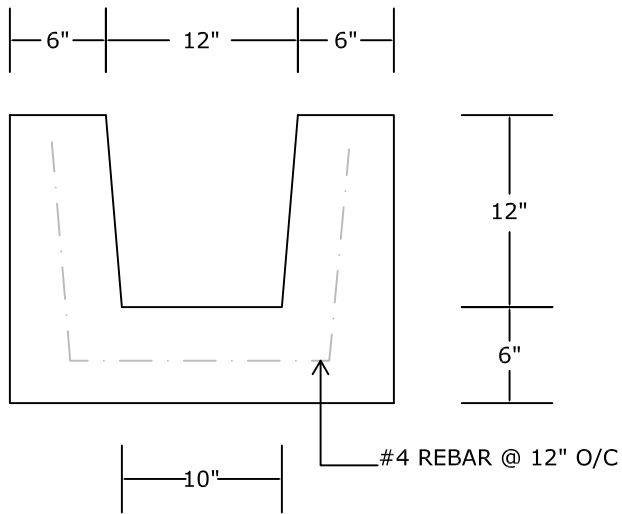
NOTES:

- HS-20 LOADING
- CONCRETE 5,000 PSI @ 28 DAYS
- REINFORCING: AS SPECIFIED, GRADE 60 REBAR
- MANUFACTURED IN ACCORDANCE WITH ASTM C-890
- 9" x 9" KNOCKOUT PROVIDED ON END UNITS


PEERLESS CONCRETE PRODUCTS CO. SINCE 1959 sales@peerlessconcrete.com		246 Main Street Butler, NJ 07405 973.838.3060p	
		www.peerlessconcrete.com	
TRENCH DRAIN 12" X 12" X 96"			
CUSTOMER:			
PROJECT:			
SCALE: N.T.S.	DATE: 12/2023	EST#:	F-3



PLAN VIEW




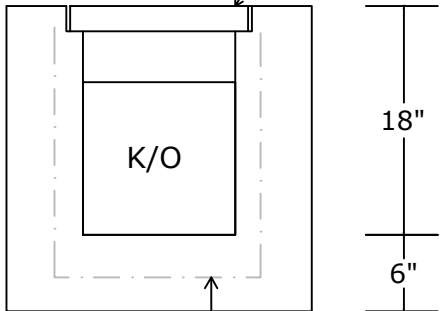
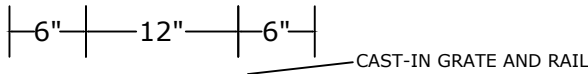
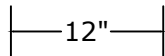
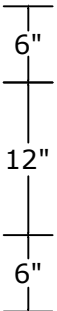

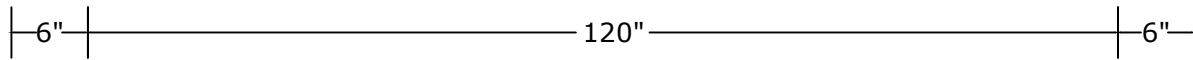
SECTION VIEW



NOTES:

- HS-20 LOADING
- CONCRETE 5,000 PSI @ 28 DAYS
- REINFORCING: AS SPECIFIED, GRADE 60 REBAR
- MANUFACTURED IN ACCORDANCE WITH ASTM C-890
- 9" x 9" KNOCKOUT PROVIDED ON END UNITS

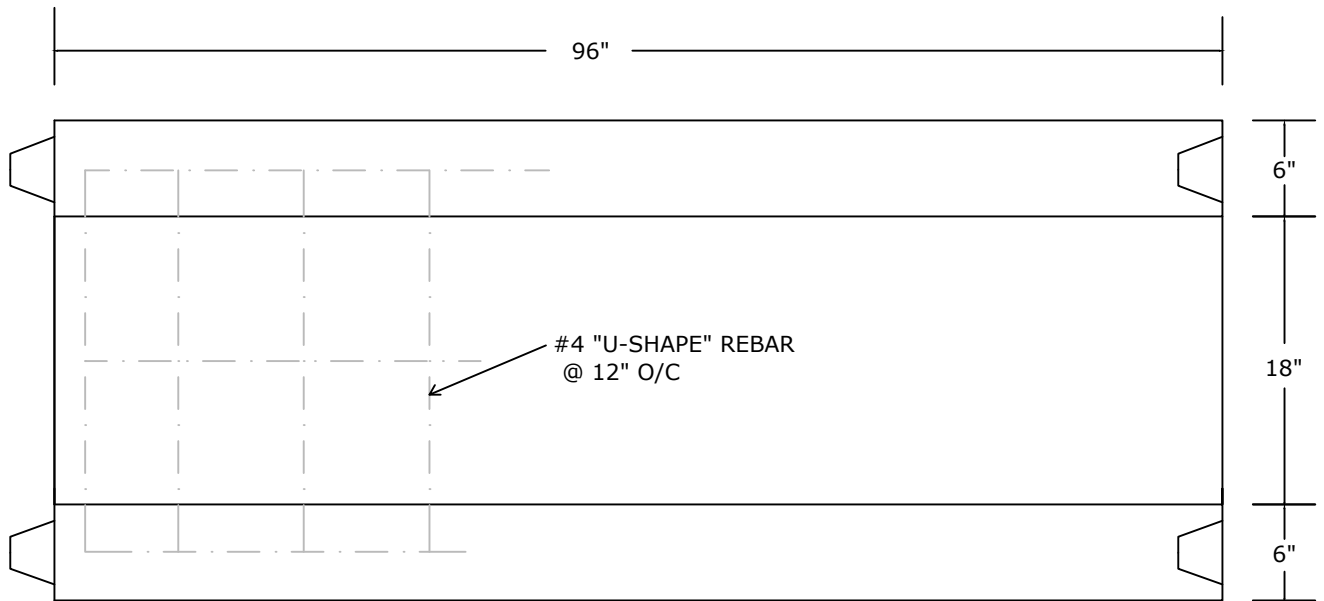
PEERLESS CONCRETE PRODUCTS CO. SINCE 1959		246 Main Street Butler, NJ 07405 973.838.3060p	
		sales@peerlessconcrete.com	
TRENCH DRAIN 12" X 12" X 120"			
CUSTOMER:			
PROJECT:			
SCALE: N.T.S.	DATE: 12/2023	EST#:	F-4



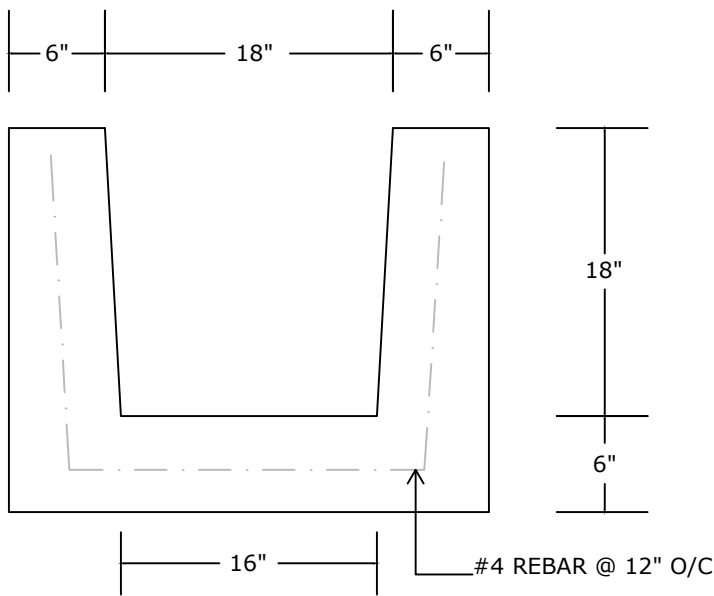
NOTES:

- HS-20 LOADING
- CONCRETE 5,000 PSI @ 28 DAYS
- REINFORCING: AS SPECIFIED, GRADE 60 REBAR
- MANUFACTURED IN ACCORDANCE WITH ASTM C-890
- 12" x 12" KNOCKOUT PROVIDED AS SHOWN
- WEIGHT: 4,500 LBS.


PEERLESS CONCRETE PRODUCTS CO. SINCE 1959		246 Main Street Butler, NJ 07405 973.838.3060p	
		sales@peerlessconcrete.com www.peerlessconcrete.com	
TRENCH DRAIN 12" X 12" X 120" W/ CAST-IN GRATE & RAIL			
CUSTOMER:			
PROJECT:			
SCALE: N.T.S.	DATE: 2/2026	EST#:	F-5



PLAN VIEW



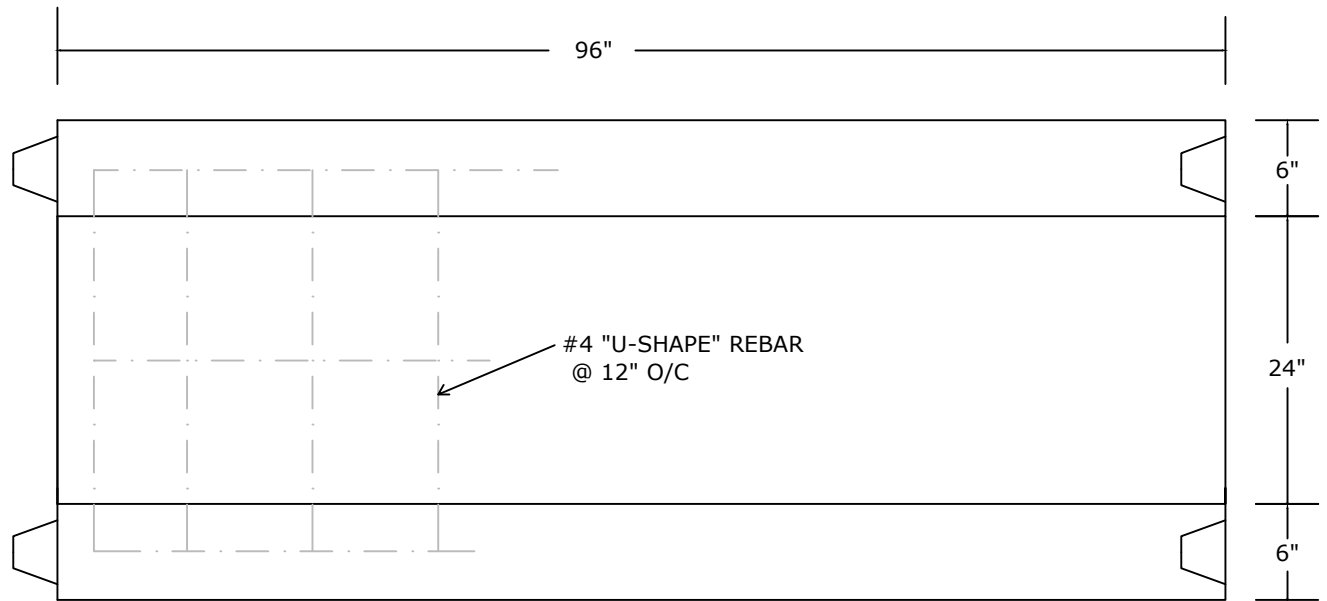
SECTION VIEW



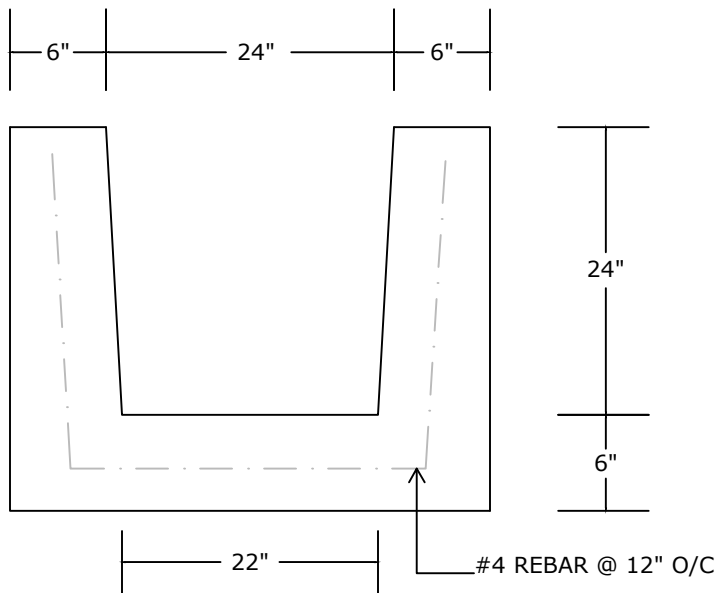
NOTES:

- HS-20 LOADING
- CONCRETE 5,000 PSI @ 28 DAYS
- REINFORCING: AS SPECIFIED, GRADE 60 REBAR
- MANUFACTURED IN ACCORDANCE WITH ASTM C-890
- KNOCKOUTS PROVIDED ON END UNITS, AS REQUIRED


PEERLESS CONCRETE PRODUCTS CO. SINCE 1959		246 Main Street Butler, NJ 07405 973.838.3060p	
		sales@peerlessconcrete.com	
TRENCH DRAIN 18" X 18" X 96"			
CUSTOMER:			
PROJECT:			
SCALE: N.T.S.	DATE: 12/2023	EST#:	F-6



PLAN VIEW



SECTION VIEW



NOTES:

- HS-20 LOADING
- CONCRETE 5,000 PSI @ 28 DAYS
- REINFORCING: AS SPECIFIED, GRADE 60 REBAR
- MANUFACTURED IN ACCORDANCE WITH ASTM C-890
- KNOCKOUTS PROVIDED ON END UNITS, AS REQUIRED

PEERLESS CONCRETE PRODUCTS CO.

SINCE 1959

sales@peerlessconcrete.com

246 Main Street
Butler, NJ 07405
973.838.3060p

www.peerlessconcrete.com

TRENCH DRAIN 24" X 24" X 96"

CUSTOMER:

PROJECT:

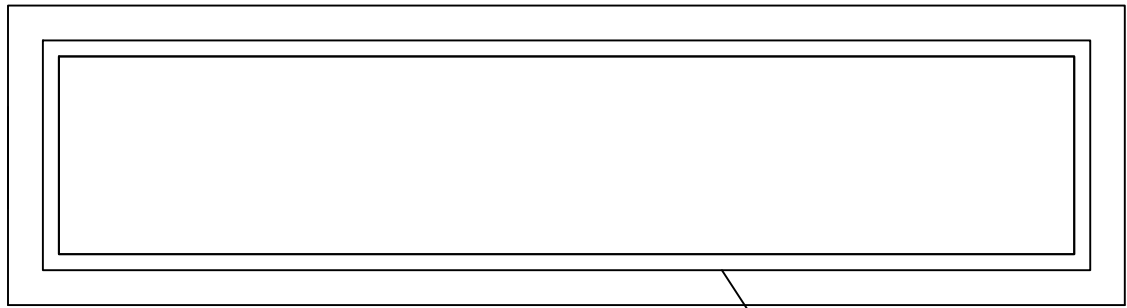
SCALE: N.T.S.

DATE: 12/2023

EST#:

F-7

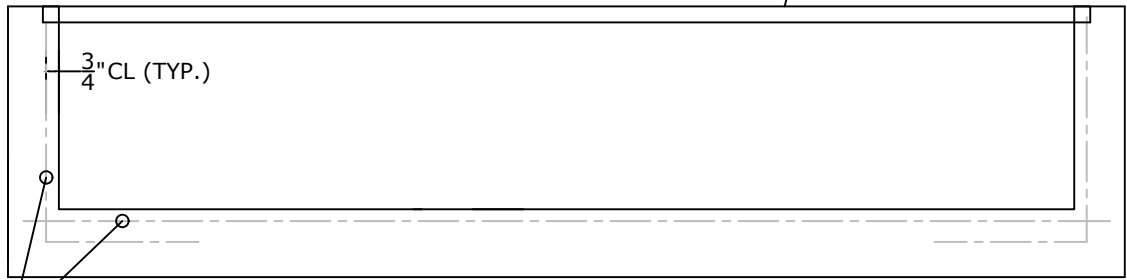
6" |----- AS
REQUIRED -----| 6"



6"
|-----
AS
REQUIRED
-----|
6"

PLAN VIEW

GRATE AND RAIL
CAN SIT ON TOP
OR
BE CAST-IN
(PER REQUEST)



AS
REQUIRED
|-----
8"
-----|

#4 REBAR @
12" O/C B/W

18" LAP
(TYP.)

SECTION VIEW

NOTES:

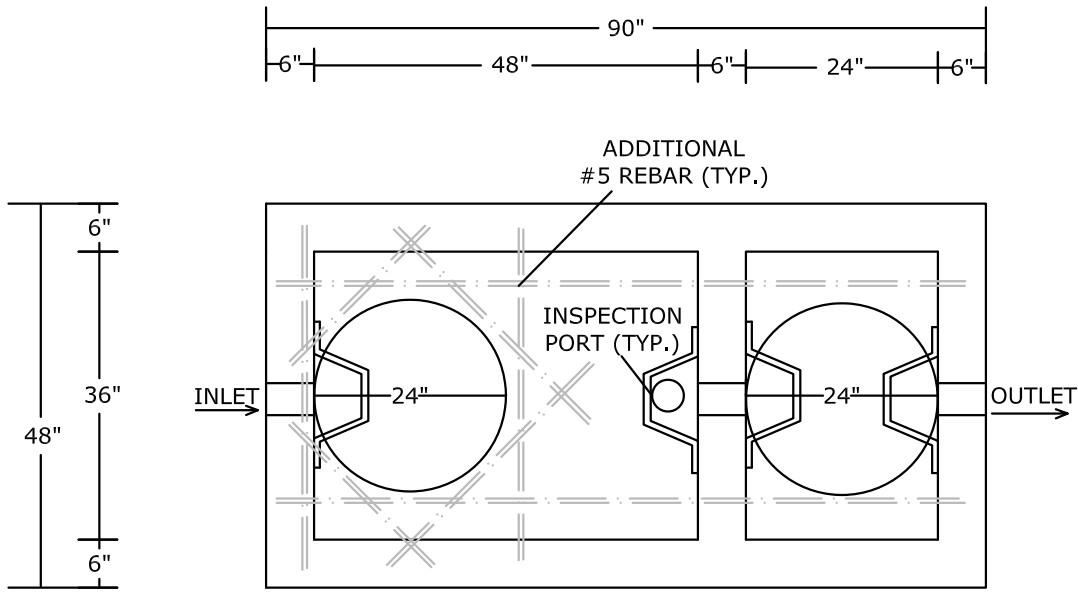
- HS-20 LOADING
- CONCRETE 5,000 PSI @ 28 DAYS
- REINFORCING: AS SPECIFIED,
GRADE 60 REBAR
- MANUFACTURED IN ACCORDANCE
WITH ASTM C-890

PEERLESS CONCRETE PRODUCTS CO. SINCE 1959		246 Main Street Butler, NJ 07405 973.838.3060p	
		sales@peerlessconcrete.com www.peerlessconcrete.com	
TRENCH DRAIN SAMPLE DRAWING			
CUSTOMER:			
PROJECT:			
SCALE: N.T.S.	DATE: 12/2023	EST#:	F-8

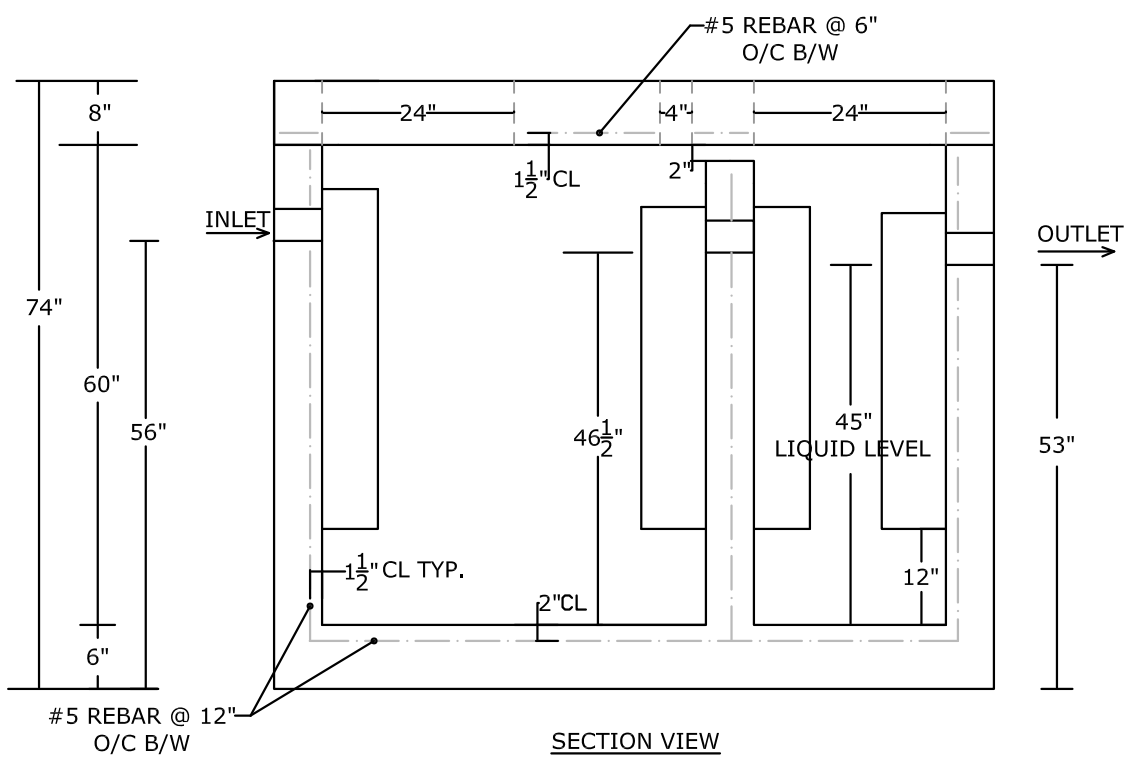
PEERLESS CONCRETE PRODUCTS CO.
SINCE 1959

Index

Item	Page
Section G- Grease Traps/Oil Separators (Index)	G-1
500 Gallon Heavy Duty Grease Trap/Oil Separator (2 Compartment).....	G-2
1000 Gallon Heavy Duty Grease Trap/Oil Separator (2 Compartment).....	G-3
1250 Gallon Heavy Duty Grease Trap/Oil Separator (2 Compartment).....	G-4
1500 Gallon Heavy Duty Grease Trap/Oil Separator (2 Compartment).....	G-5
2000 Gallon Heavy Duty Grease Trap/Oil Separator (2 Compartment).....	G-6
3000 Gallon Heavy Duty Grease Trap/Oil Separator (2 Compartment).....	G-7



PLAN VIEW

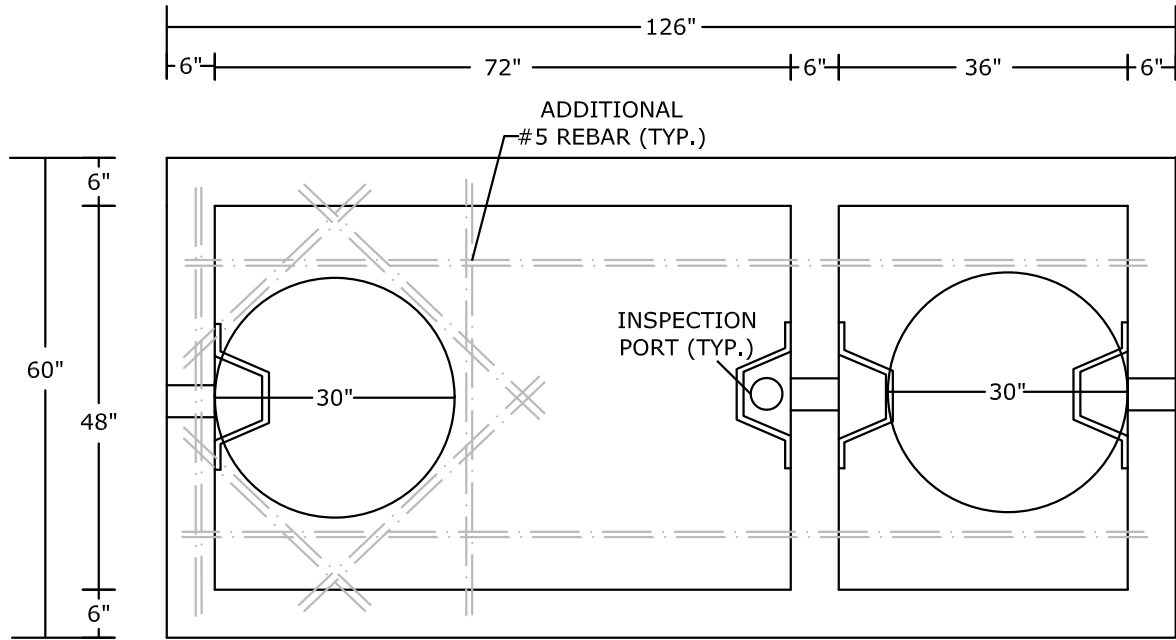


SECTION VIEW

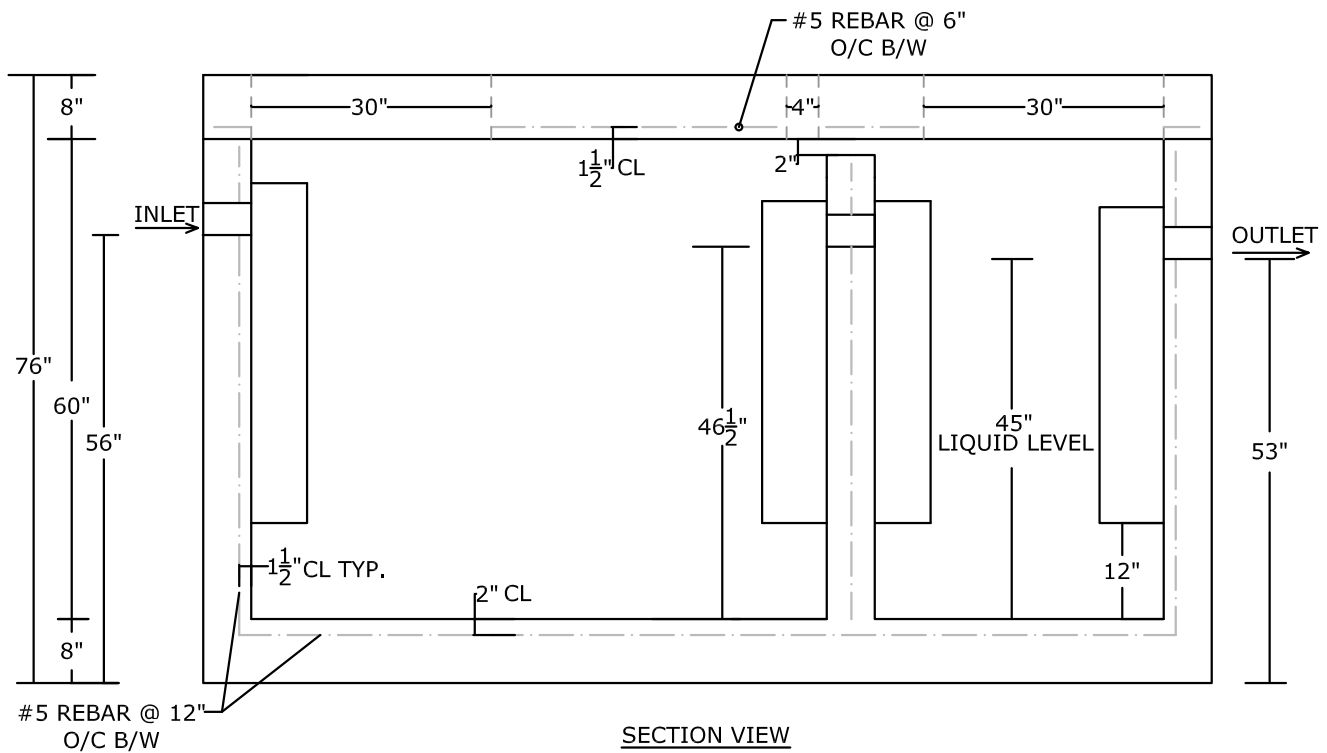
NOTES:

- LOAD RATING: HS-20
- CONCRETE 5,000 PSI @ 28 DAYS
- REINFORCING: AS SPECIFIED, GRADE 60 REBAR
- INTERIOR COATED 2 COATS OF APPROPRIATE SEALER
- PLASTIC BAFFLES
- WEIGHT OF TANK BASE: 10,000 LBS.+/-
- WEIGHT OF LID: 5,000 LBS.+/-

PEERLESS CONCRETE PRODUCTS CO. SINCE 1959 sales@peerlessconcrete.com		246 Main Street Butler, NJ 07405 973.838.3060p	
		www.peerlessconcrete.com	
500 GALLON HEAVY DUTY GREASE TRAP/ OIL SEPARATOR (2 COMPARTMENT)			
CUSTOMER:			
PROJECT:			G-2
SCALE: N.T.S.	DATE: 12/2023	EST#:	



PLAN VIEW

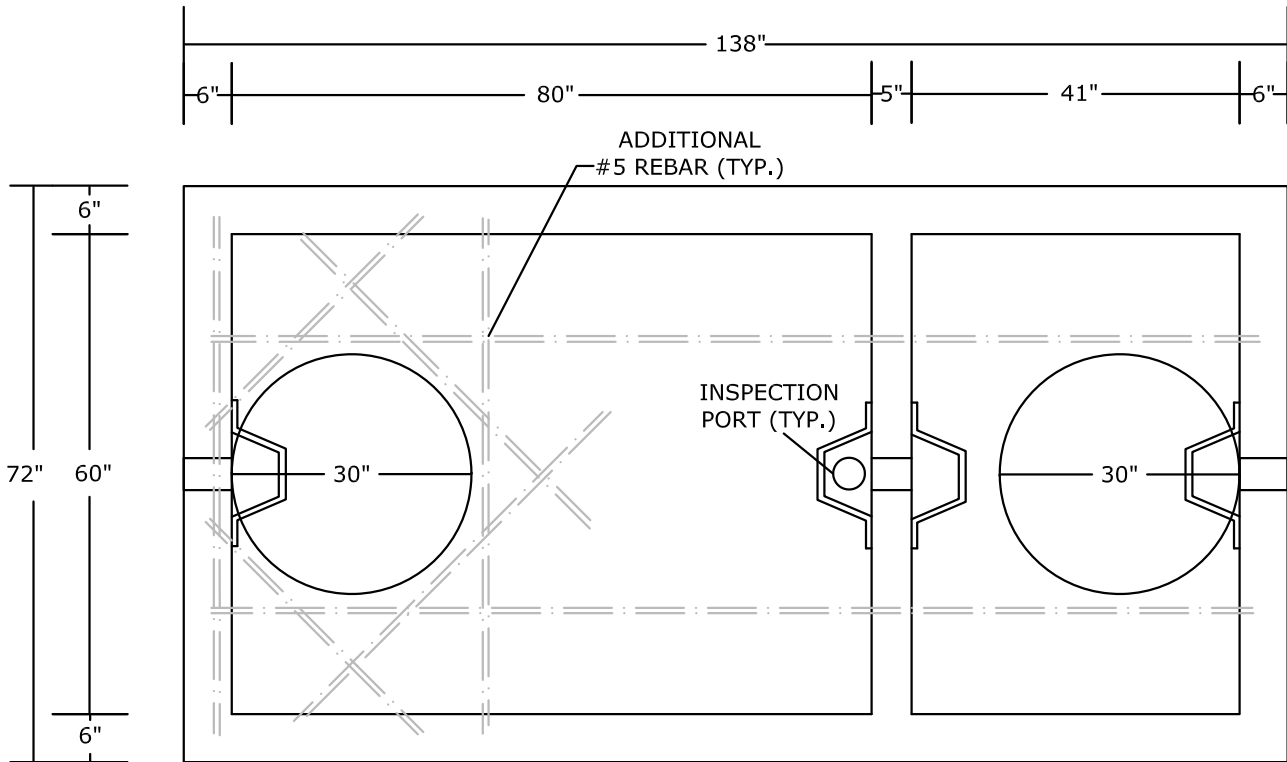


SECTION VIEW

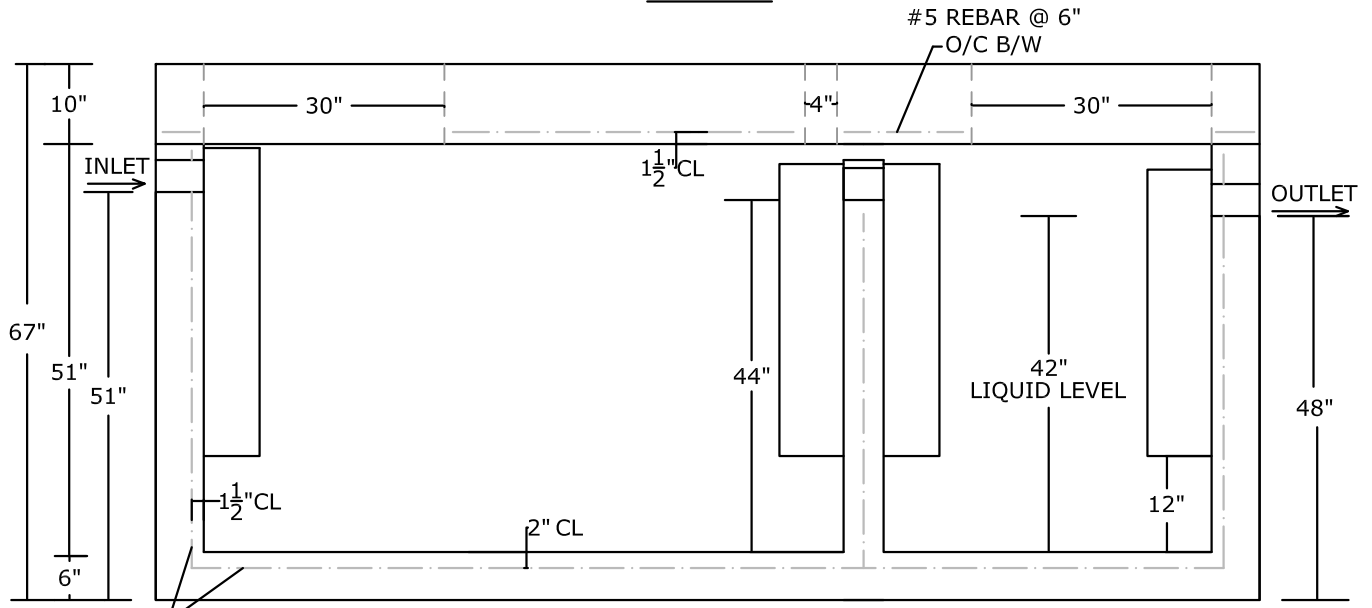
NOTES:

- LOAD RATING: HS-20
- CONCRETE 5,000 PSI @ 28 DAYS
- REINFORCING: AS SPECIFIED, GRADE 60 REBAR
- INTERIOR COATED 2 COATS OF APPROPRIATE SEALER
- PLASTIC BAFFLES
- WEIGHT OF TANK BASE: 18,000 LBS. +/-
- WEIGHT OF LID: 5,500 LBS. +/-

		246 Main Street Butler, NJ 07405 973.838.3060p	
		SINCE 1959	
sales@peerlessconcrete.com		www.peerlessconcrete.com	
1000 GALLON HEAVY DUTY GREASE TRAP/ OIL SEPARATOR (2 COMPARTMENT)			
CUSTOMER:			
PROJECT:			
SCALE: N.T.S.	DATE: 12/2023	EST #:	G-3



PLAN VIEW

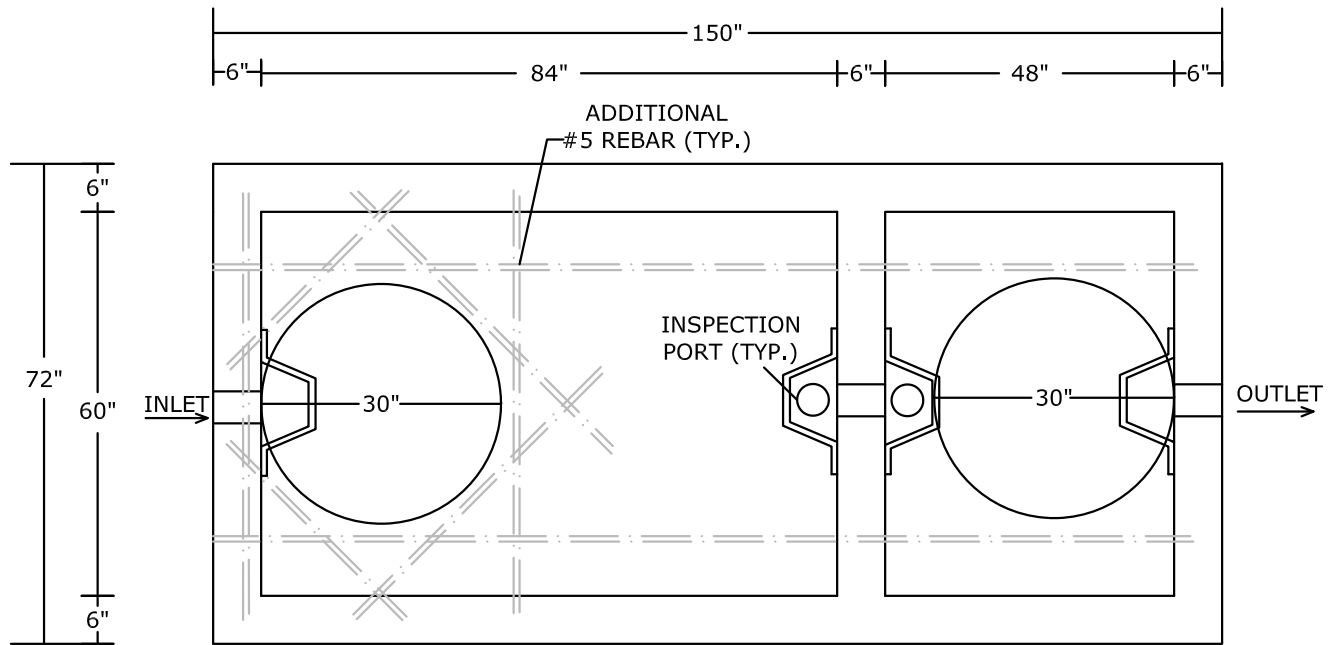


SECTION VIEW

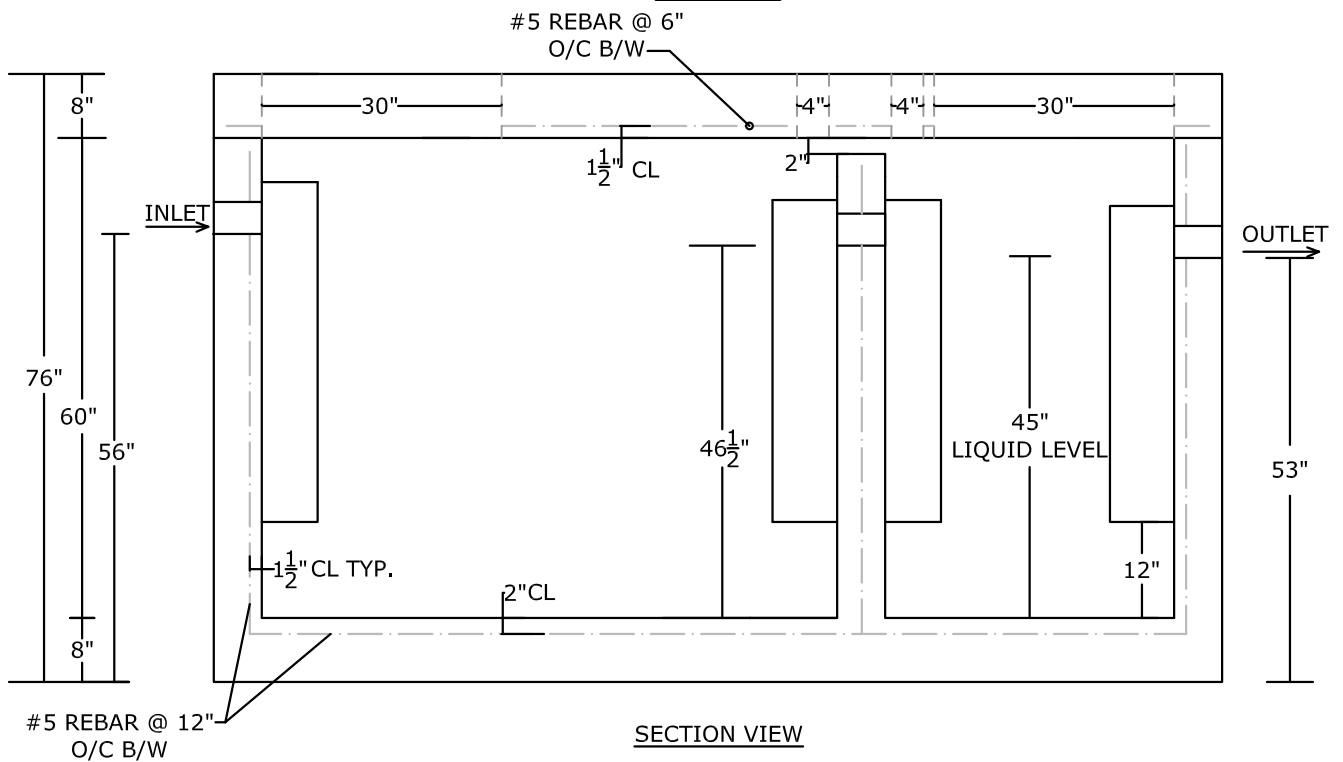
NOTES:

- LOAD RATING: HS-20
- CONCRETE 5,000 PSI @ 28 DAYS
- REINFORCING: AS SPECIFIED, GRADE 60 REBAR
- INTERIOR COATED 2 COATS OF APPROPRIATE SEALER
- PLASTIC BAFFLES
- WEIGHT OF TANK BASE: 18,000 LBS. +/-
- WEIGHT OF LID: 9,000 LBS. +/-

PEERLESS CONCRETE PRODUCTS CO.		246 Main Street Butler, NJ 07405 973.838.3060p	
SINCE 1959		www.peerlessconcrete.com	
sales@peerlessconcrete.com		www.peerlessconcrete.com	
1250 GALLON HEAVY DUTY GREASE TRAP/ OIL SEPARATOR (2 COMPARTMENT)			
CUSTOMER:			
PROJECT:			
SCALE: N.T.S.	DATE: 12/2023	EST#:	G-4



PLAN VIEW



NOTES:

- LOAD RATING: HS-20
- CONCRETE 5,000 PSI @ 28 DAYS
- REINFORCING: AS SPECIFIED, GRADE 60 REBAR
- INTERIOR COATED 2 COATS OF APPROPRIATE SEALER
- PLASTIC BAFFLES
- WEIGHT OF TANK BASE: 23,000 LBS.+/-
- WEIGHT OF LID: 8,000 LBS.+/-

PEERLESS CONCRETE PRODUCTS CO.

SINCE 1959

sales@peerlessconcrete.com

246 Main Street
Butler, NJ 07405
973.838.3060p

www.peerlessconcrete.com

**1500 GALLON HEAVY DUTY GREASE TRAP/
OIL SEPARATOR (2 COMPARTMENT)**

CUSTOMER:

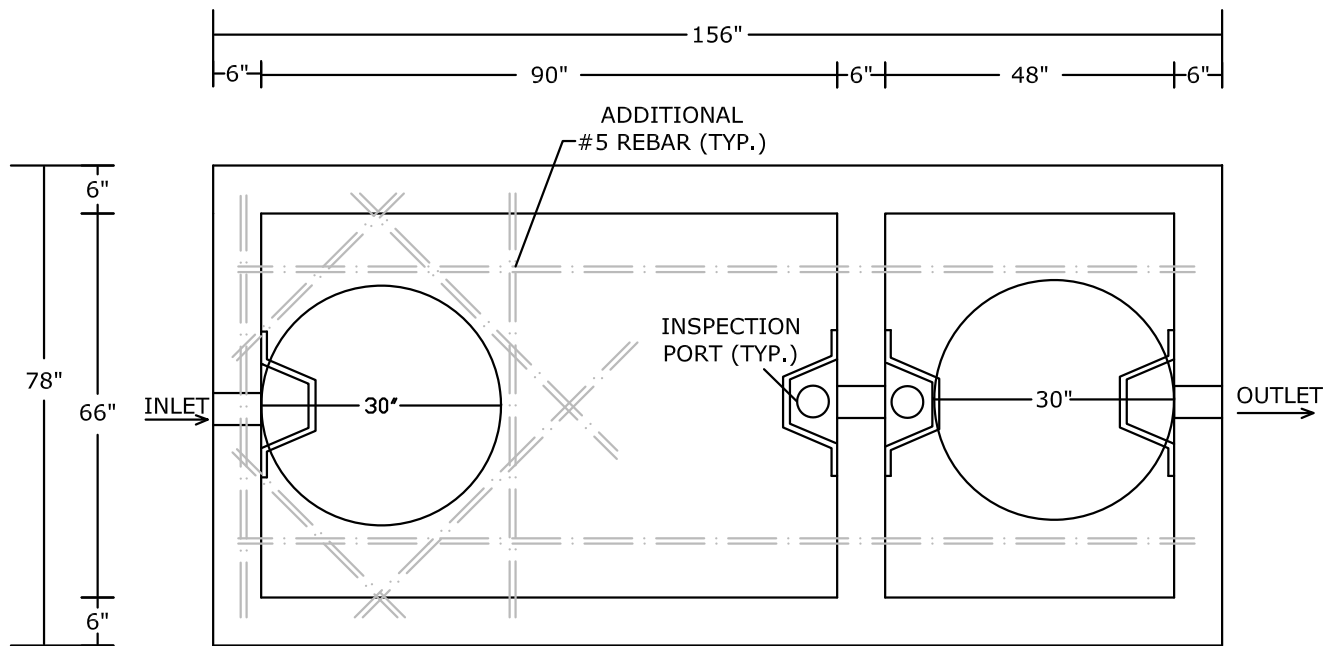
PROJECT:

SCALE: N.T.S.

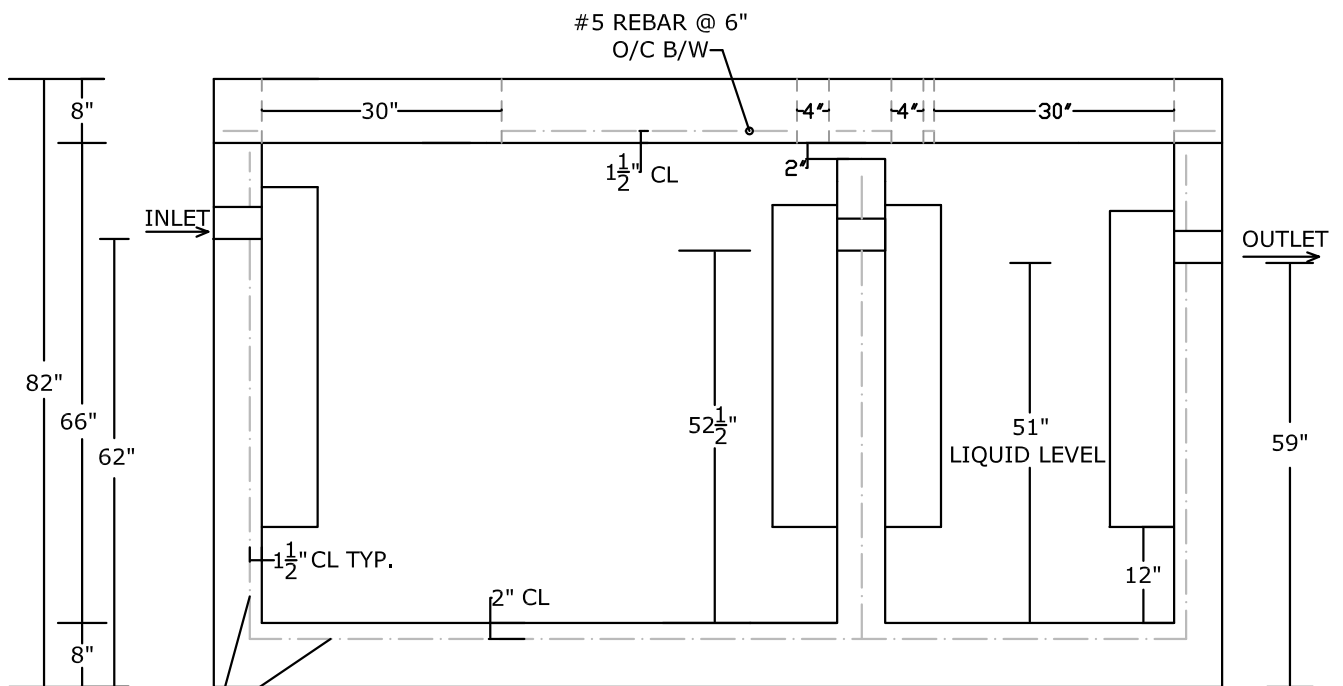
DATE: 12/2023

EST#:

G-5



PLAN VIEW

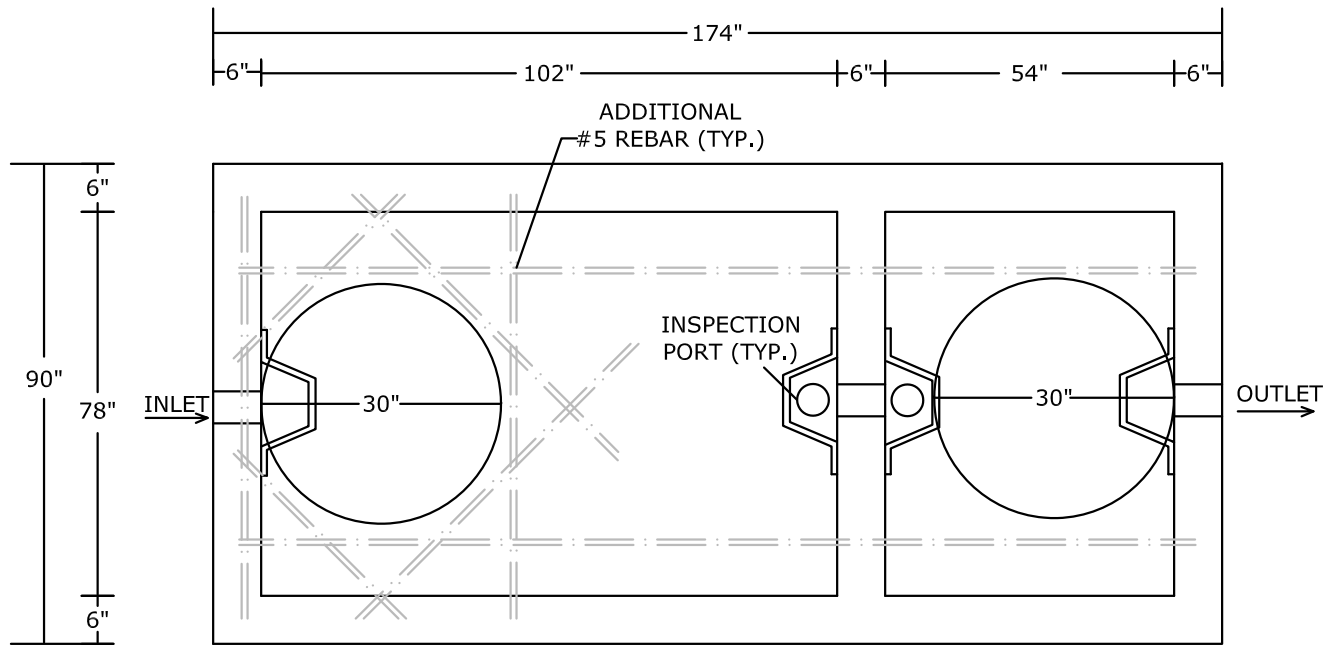


SECTION VIEW

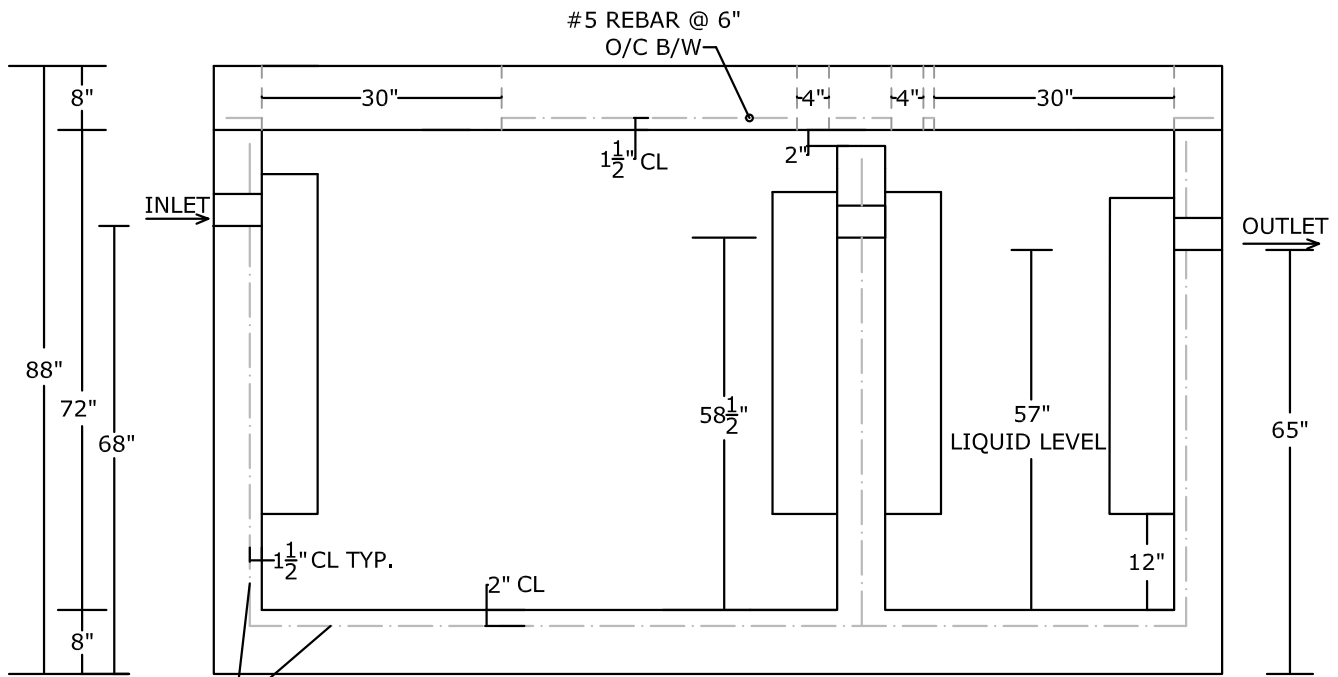
NOTES:

- LOAD RATING: HS-20
- CONCRETE 5,000 PSI @ 28 DAYS
- REINFORCING: AS SPECIFIED, GRADE 60 REBAR
- INTERIOR COATED 2 COATS OF APPROPRIATE SEALER
- PLASTIC BAFFLES
- WEIGHT OF TANK BASE: 26,000 LBS.+/-
- WEIGHT OF LID: 9,000 LBS.+/-

PEERLESS CONCRETE PRODUCTS CO. SINCE 1959		246 Main Street Butler, NJ 07405 973.838.3060p	
		sales@peerlessconcrete.com www.peerlessconcrete.com	
2000 GALLON HEAVY DUTY GREASE TRAP/ OIL SEPARATOR (2 COMPARTMENT)			
CUSTOMER:			
PROJECT:			
SCALE: N.T.S.	DATE: 12/2023	EST#:	G-6



PLAN VIEW



SECTION VIEW

NOTES:

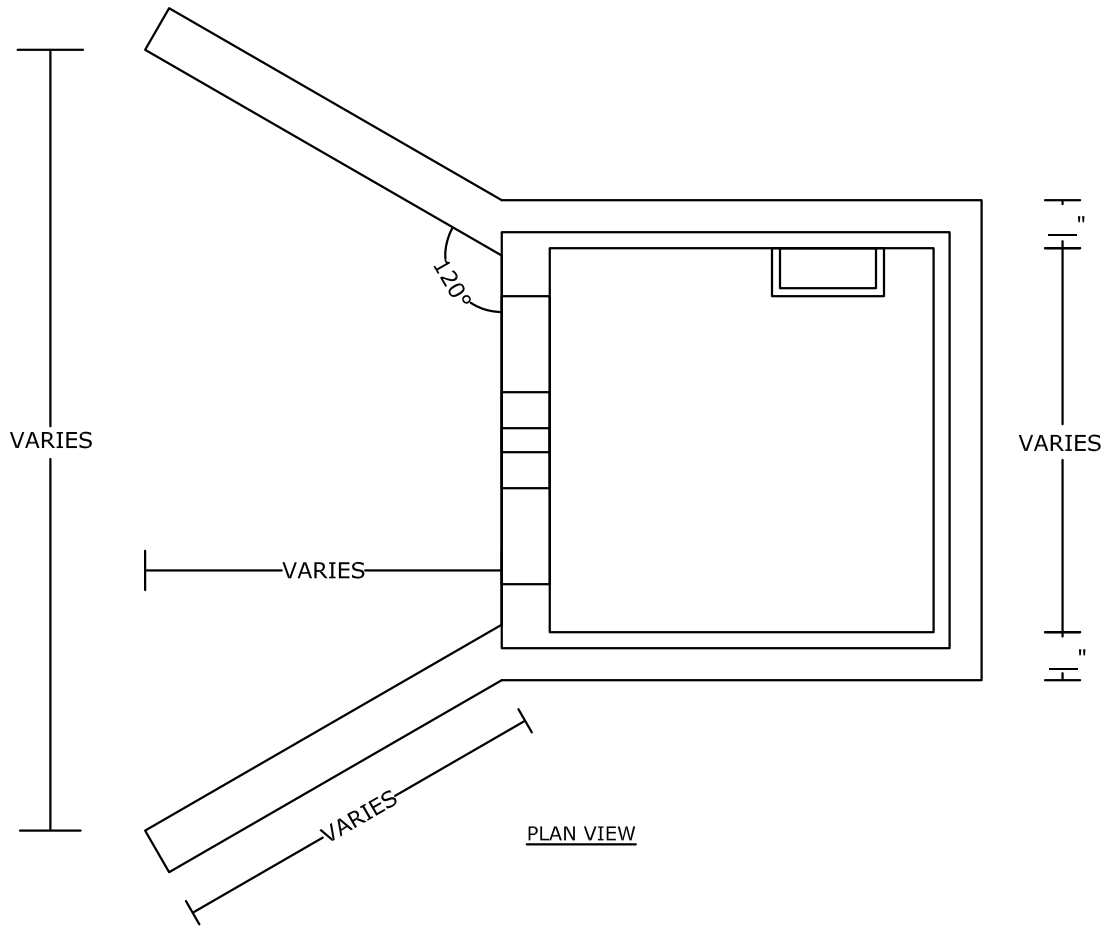
- LOAD RATING: HS-20
- CONCRETE 5,000 PSI @ 28 DAYS
- REINFORCING: AS SPECIFIED, GRADE 60 REBAR
- INTERIOR COATED 2 COATS OF APPROPRIATE SEALER
- PLASTIC BAFFLES
- WEIGHT OF TANK BASE: 35,000 LBS.+/-
- WEIGHT OF LID: 11,000 LBS.+/-

PEERLESS CONCRETE PRODUCTS CO. SINCE 1959		246 Main Street Butler, NJ 07405 973.838.3060p	
		sales@peerlessconcrete.com www.peerlessconcrete.com	
3000 GALLON HEAVY DUTY GREASE TRAP/ OIL SEPARATOR (2 COMPARTMENT)			
CUSTOMER:			
PROJECT:			
SCALE: N.T.S.	DATE: 12/2023	EST#:	G-7

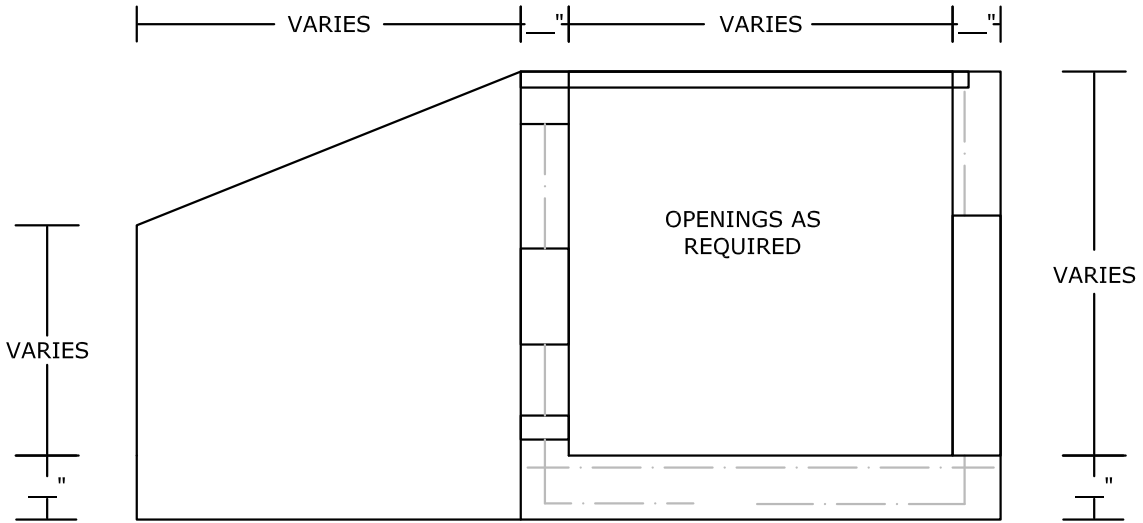
PEERLESS CONCRETE PRODUCTS CO.
SINCE 1959

Index

Item	Page
Section H - <i>Miscellaneous (Index)</i>	H-1
Flared Outlet Structure Sample Drawing.....	H-2
Straight Winged Outlet Structure Sample Drawing.....	H-3
Outlet Control Structure with Weir Wall Sample Drawing.....	H-4
Water Meter Pit Sample Drawing.....	H-5



PLAN VIEW

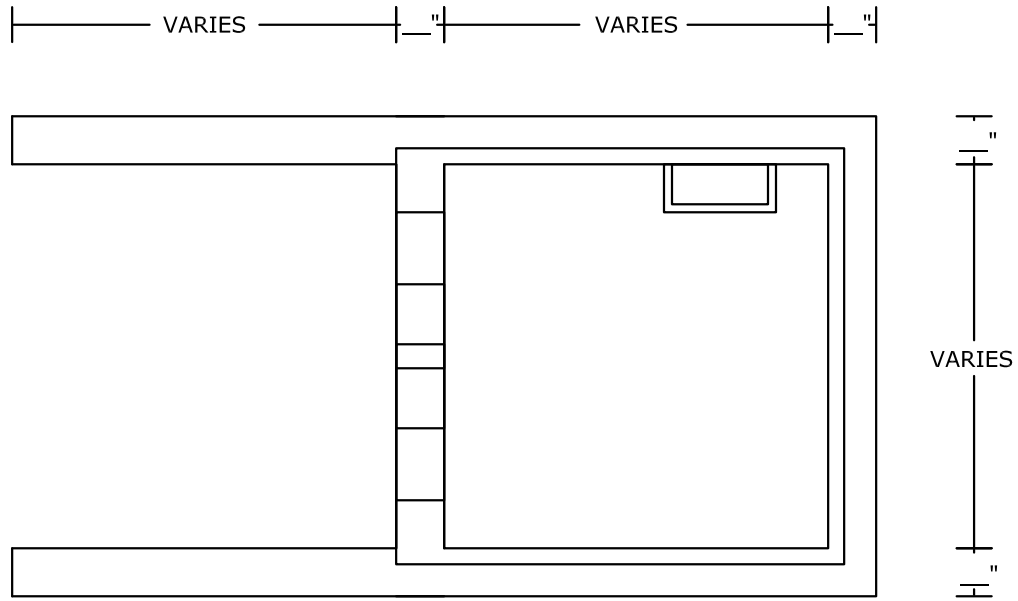


SECTION VIEW

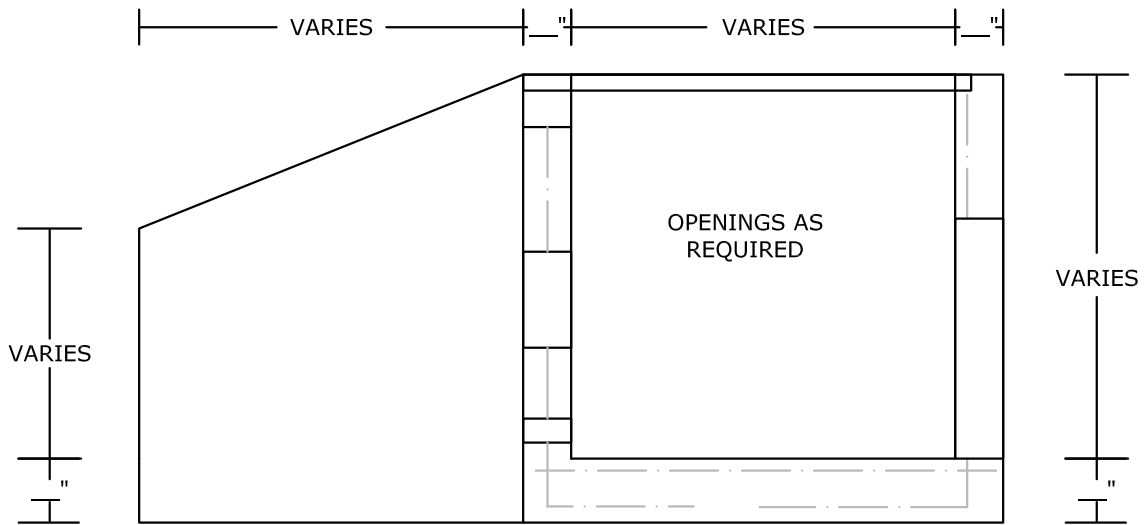
NOTES:

- LOAD RATING: VARIES
- CONCRETE 5,000 PSI @ 28 DAYS
- REINFORCING: AS SPECIFIED, GRADE 60 REBAR
- STEPS: STEEL REINFORCED POLYPROPYLENE COATED, DOT APPROVED

		246 Main Street Butler, NJ 07405 973.838.3060p	
		SINCE 1959	
sales@peerlessconcrete.com		www.peerlessconcrete.com	
FLARED WINGED OUTLET STRUCTURE SAMPLE DRAWING			
CUSTOMER:			
PROJECT:			
SCALE:N.T.S.	DATE: 12/2023	EST#:	H-2



PLAN VIEW

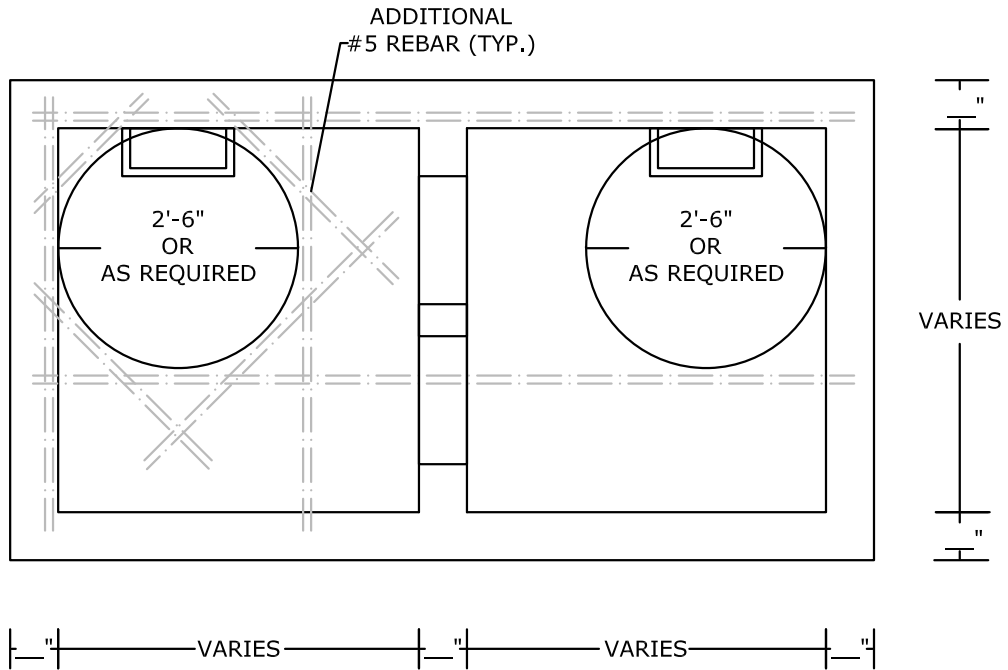


SECTION VIEW

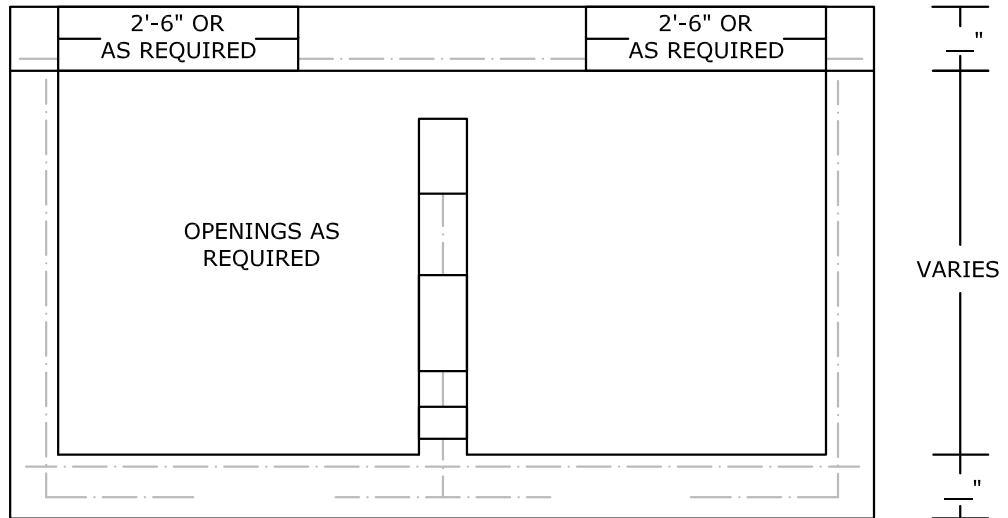
NOTES:

- LOAD RATING: VARIES
- CONCRETE 5,000 PSI @ 28 DAYS
- REINFORCING: AS SPECIFIED, GRADE 60 REBAR
- CHAMFER ALL EXPOSED EDGES
- STEPS: STEEL REINFORCED POLYPROPYLENE COATED, DOT APPROVED

PEERLESS CONCRETE PRODUCTS CO. SINCE 1959		246 Main Street Butler, NJ 07405 973.838.3060p	
		sales@peerlessconcrete.com	
STRAIGHT WINGED OUTLET STRUCTURE SAMPLE DRAWING			
CUSTOMER:			
PROJECT:			
SCALE: N.T.S.	DATE: 12/2023	EST#:	H-3




PLAN VIEW

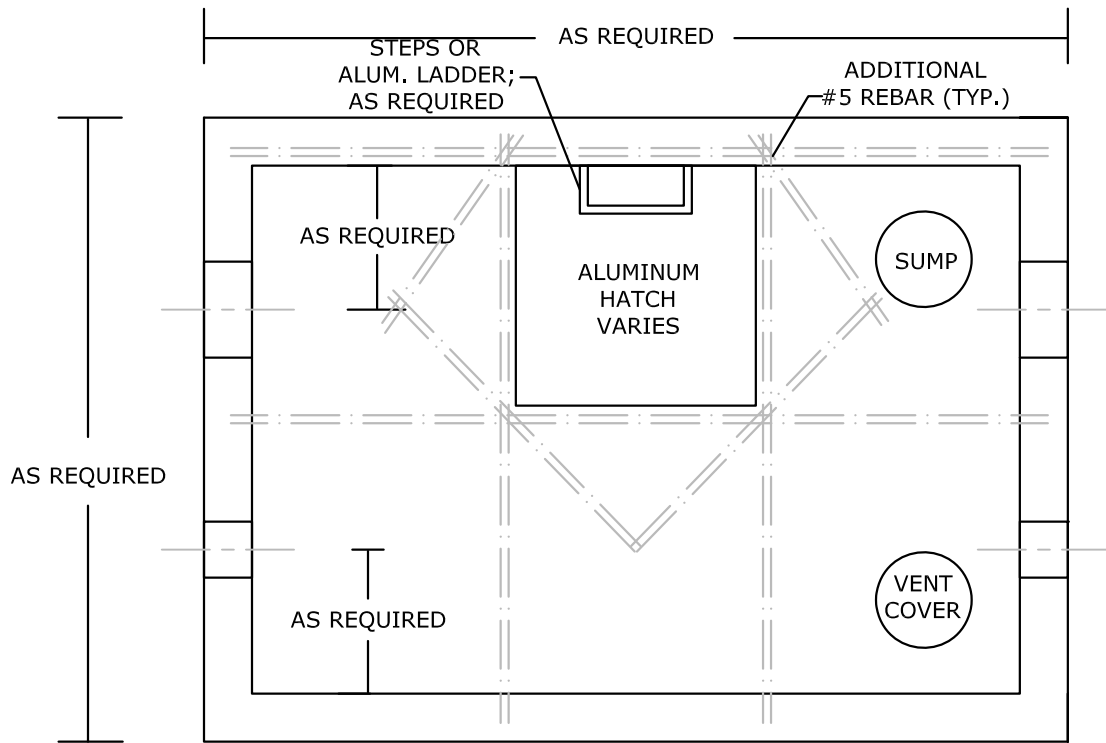


SECTION VIEW

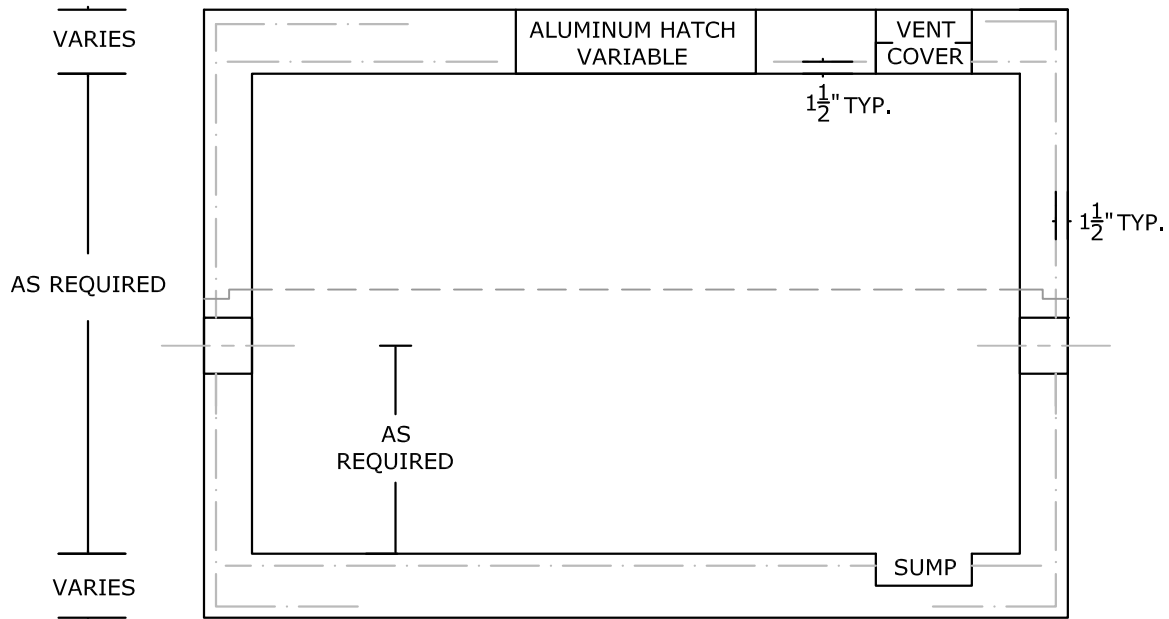
NOTES:

- LOAD RATING: VARIES
- CONCRETE 5,000 PSI @ 28 DAYS
- REINFORCING: AS SPECIFIED, GRADE 60 REBAR
- MANUFACTURED IN ACCORDANCE WITH ASTM C-913
- STEPS: STEEL REINFORCED POLYPROPYLENE COATED, DOT APPROVED

		246 Main Street Butler, NJ 07405 973.838.3060p	
		SINCE 1959	
sales@peerlessconcrete.com		www.peerlessconcrete.com	
OUTLET STRUCTURE WITH WEIR WALL SAMPLE DRAWING			
CUSTOMER:			
PROJECT:			
SCALE: N.T.S.	DATE: 12/2023	EST#:	H-4



PLAN VIEW



SECTION VIEW

NOTES:

- LOAD RATING: VARIES
- CONCRETE 5,000 PSI @ 28 DAYS
- REINFORCING: AS SPECIFIED, GRADE 60 REBAR
- EXTERIOR COATED 2 COATS OF APPROPRIATE SEALER
- STEPS: STEEL REINFORCED POLYPROPYLENE COATED, DOT APPROVED
- VENT COVER AND/OR 12" DIA. x 4" DEEP SUMP PAN, IF REQUIRED

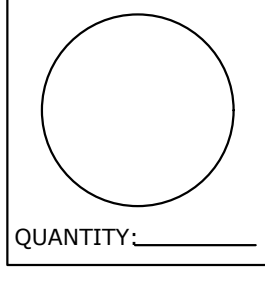
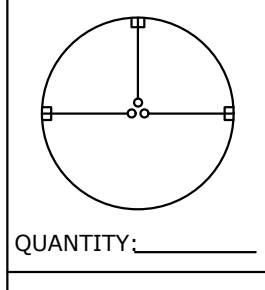
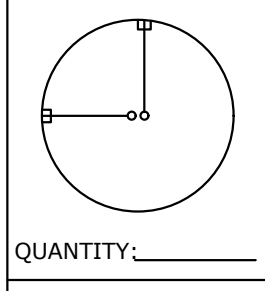
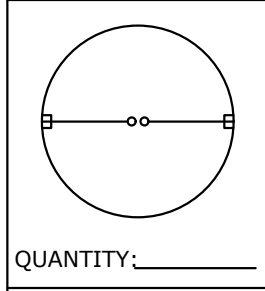
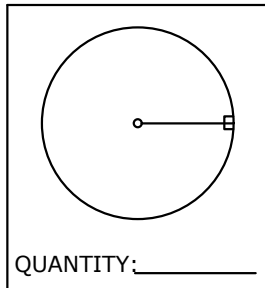
PEERLESS CONCRETE PRODUCTS CO.		246 Main Street Butler, NJ 07405 973.838.3060p	
SINCE 1959		www.peerlessconcrete.com	
sales@peerlessconcrete.com		www.peerlessconcrete.com	
WATER METER PIT SAMPLE DRAWING			
CUSTOMER:			
PROJECT:			
SCALE: N.T.S.	DATE: 12/2023	EST#:	H-5

PEERLESS CONCRETE PRODUCTS CO.
SINCE 1959

Index

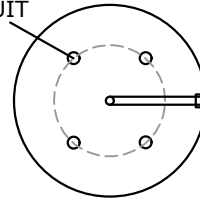
Item	Page
<u>Section I</u> - <i>Light Pole Base (Index)</i>	I-1
12" Dia. Light Pole Base.....	I-2
18" Dia. Light Pole Base.....	I-3
24" Dia. Light Pole Base.....	I-4
30" Dia. Light Pole Base.....	I-5
36" Dia. Light Pole Base.....	I-6

CONDUIT LAYOUT



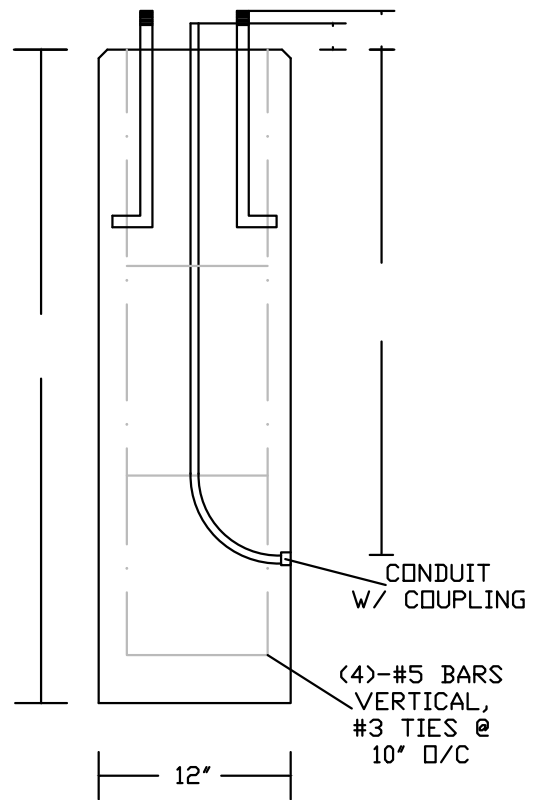
SIZE OF BOLTS AND
BOLT CIRCLE TO SUIT

BOLT PATTERN: _____
CONDUIT SIZE: _____
ABOVE GRADE: _____



12"

PLAN VIEW



SECTION VIEW

NOTES:

- CONCRETE 5,000 PSI @ 28 DAYS
- WEIGHT PER V.F. 12"- 122 LBS.
- ALL RAW/UNGLUED MATERIAL (CONDUIT, ELBOWS, COUPLINGS, AND ANCHOR BOLTS W/ 2 NUTS) TO BE PROVIDED BY CONTRACTOR BEFORE PRODUCTION
- WEIGHT: _____ LBS.
- TOTAL NUMBER OF BASES: _____

**PEERLESS CONCRETE
PRODUCTS CO.**

SINCE 1959

sales@peerlessconcrete.com

246 Main Street
Butler, NJ 07405
973.838.3060p

www.peerlessconcrete.com

12" DIA. LIGHT POLE BASE

CUSTOMER:

PROJECT:

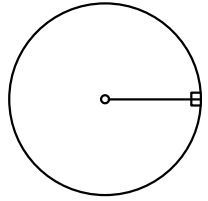
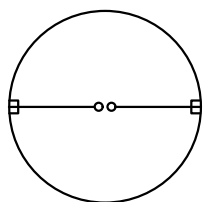
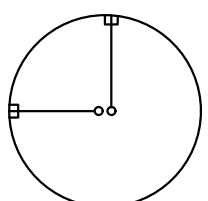
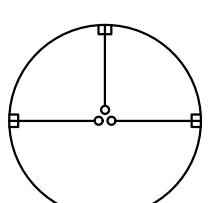

SCALE: N.T.S.

DATE: 12/2023

EST#:

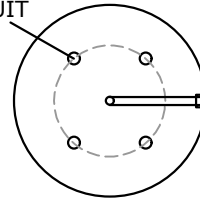
I-2

CONDUIT LAYOUT


QUANTITY: _____

QUANTITY: _____

QUANTITY: _____

QUANTITY: _____

QUANTITY: _____

SIZE OF BOLTS AND
BOLT CIRCLE TO SUIT

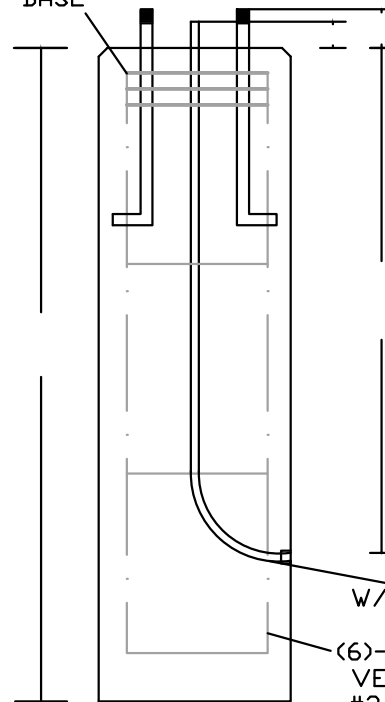
BOLT PATTERN: _____
CONDUIT SIZE: _____
ABOVE GRADE: _____



18"

PLAN VIEW

(3)-#3 TIES
@ TOP 5'
OF BASE



CONDUIT
W/ COUPLING

(6)-#5 BARS
VERTICAL,
#3 TIES @
10" O/C

18"

SECTION VIEW

NOTES:

- CONCRETE 5,000 PSI @ 28 DAYS
- WEIGHT PER V.F. 18"- 275 LBS.
- ALL RAW/UNGLUED MATERIAL (CONDUIT, ELBOWS, COUPLINGS, AND ANCHOR BOLTS W/ 2 NUTS) TO BE PROVIDED BY CONTRACTOR BEFORE PRODUCTION
- WEIGHT: _____ LBS.
- TOTAL NUMBER OF BASES: _____

**PEERLESS CONCRETE
PRODUCTS CO.**

SINCE 1959

sales@peerlessconcrete.com

246 Main Street
Butler, NJ 07405
973.838.3060p

www.peerlessconcrete.com

18" DIA. LIGHT POLE BASE

CUSTOMER:

PROJECT:

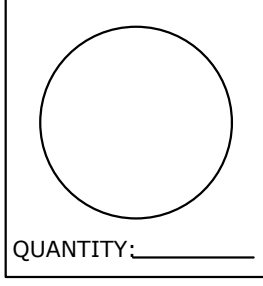
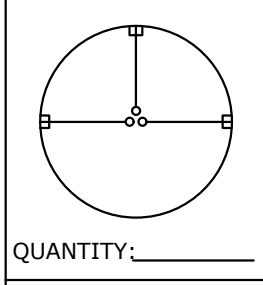
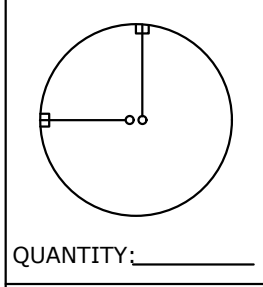
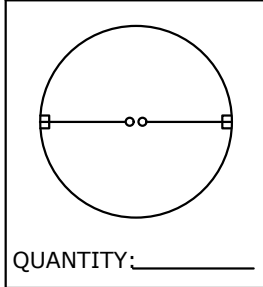
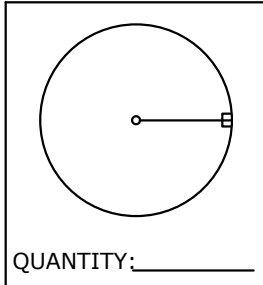
SCALE: N.T.S.

DATE: 2/2026

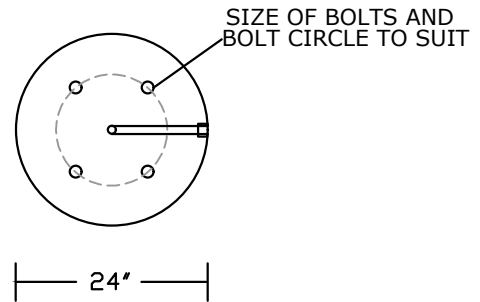
EST#:

I-3

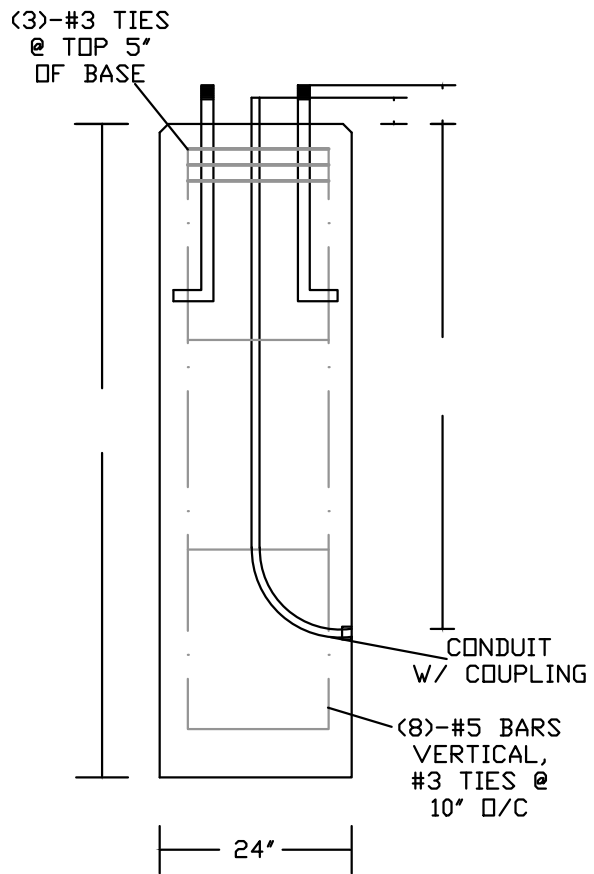
CONDUIT LAYOUT



BOLT PATTERN: _____
 CONDUIT SIZE: _____
 ABOVE GRADE: _____



PLAN VIEW



SECTION VIEW

NOTES:

- CONCRETE 5,000 PSI @ 28 DAYS
- WEIGHT PER V.F. 24"- 490 LBS.
- ALL RAW/UNGLUED MATERIAL (CONDUIT, ELBOWS, COUPLINGS, AND ANCHOR BOLTS W/ 2 NUTS) TO BE PROVIDED BY CONTRACTOR BEFORE PRODUCTION
- WEIGHT: _____ LBS.
- TOTAL NUMBER OF BASES: _____

PEERLESS CONCRETE PRODUCTS CO.

246 Main Street
 Butler, NJ 07405
 973.838.3060p

SINCE 1959

sales@peerlessconcrete.com

www.peerlessconcrete.com

24" DIA. LIGHT POLE BASE

CUSTOMER:

PROJECT:

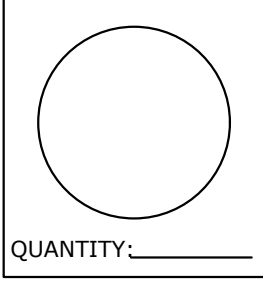
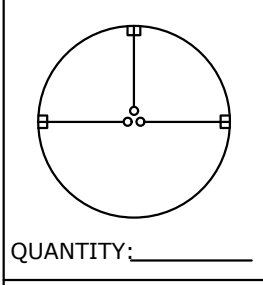
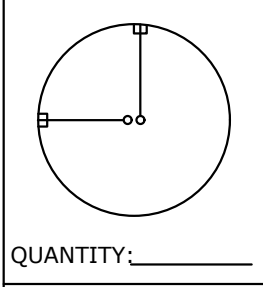
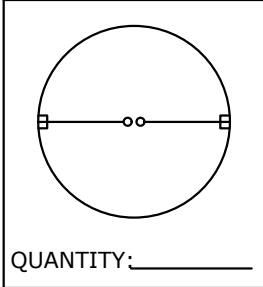
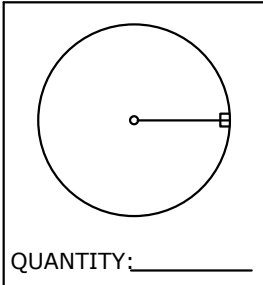
SCALE: N.T.S.

DATE: 2/2026

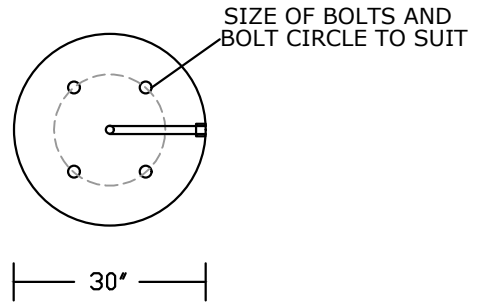
EST#:

I-4

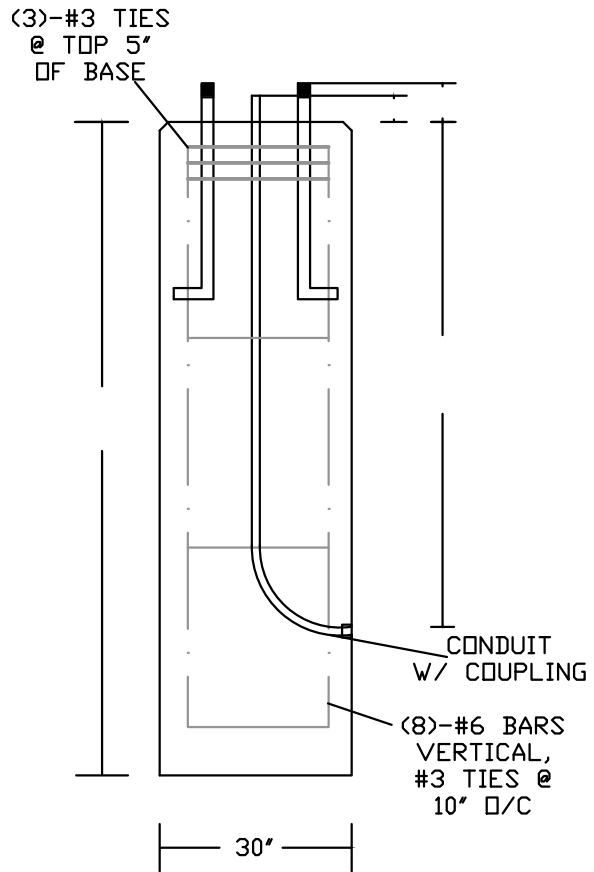
CONDUIT LAYOUT



BOLT PATTERN: _____
 CONDUIT SIZE: _____
 ABOVE GRADE: _____



PLAN VIEW



SECTION VIEW

NOTES:

- CONCRETE 5,000 PSI @ 28 DAYS
- WEIGHT PER V.F. 30"- 735 LBS.
- ALL RAW/UNGLUED MATERIAL (CONDUIT, ELBOWS, COUPLINGS, AND ANCHOR BOLTS W/ 2 NUTS) TO BE PROVIDED BY CONTRACTOR BEFORE PRODUCTION
- WEIGHT: _____ LBS.
- TOTAL NUMBER OF BASES: _____

PEERLESS CONCRETE PRODUCTS CO.

246 Main Street
 Butler, NJ 07405
 973.838.3060p

SINCE 1959

sales@peerlessconcrete.com

www.peerlessconcrete.com

30" DIA. LIGHT POLE BASE

CUSTOMER:

PROJECT:

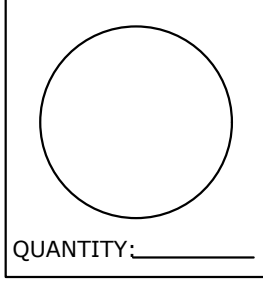
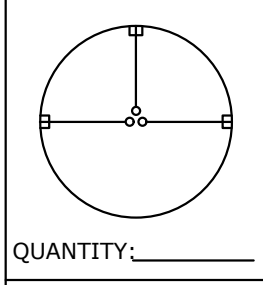
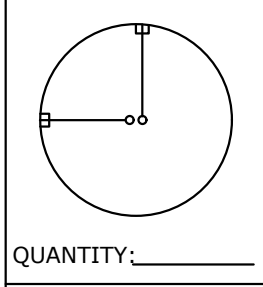
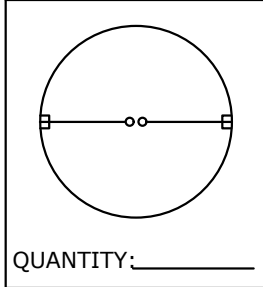
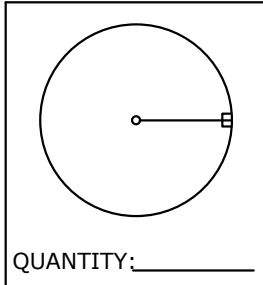
SCALE: N.T.S.

DATE: 2/2026

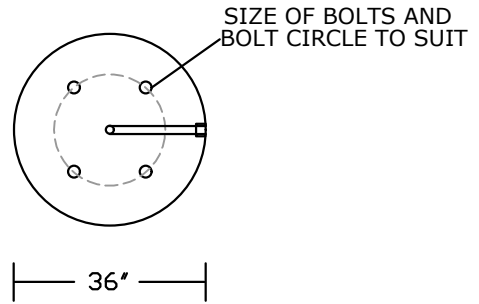
EST#:

I-5

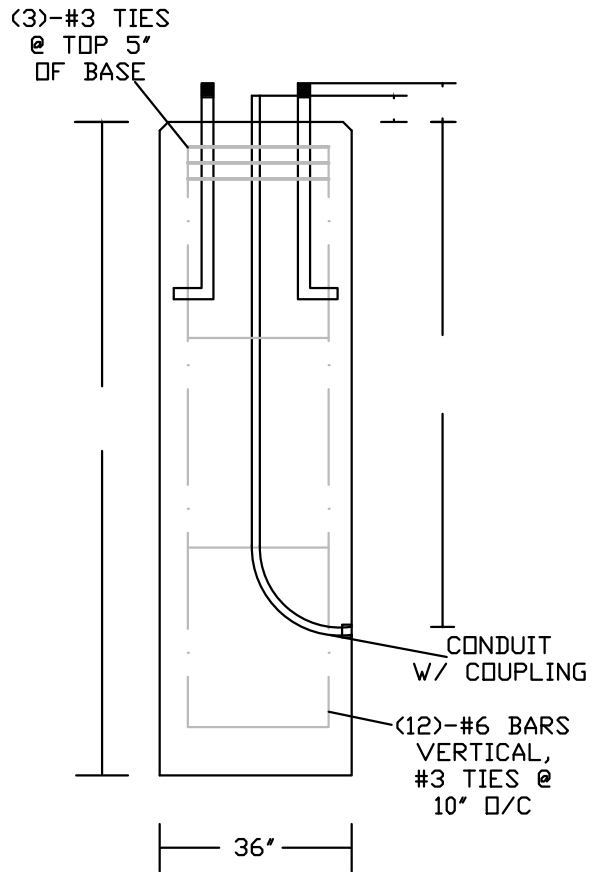
CONDUIT LAYOUT



BOLT PATTERN: _____
 CONDUIT SIZE: _____
 ABOVE GRADE: _____



PLAN VIEW



SECTION VIEW

NOTES:

- CONCRETE 5,000 PSI @ 28 DAYS
- WEIGHT PER V.F. 36"- 1,100 LBS.
- ALL RAW/UNGLUED MATERIAL (CONDUIT, ELBOWS, COUPLINGS, AND ANCHOR BOLTS W/ 2 NUTS) TO BE PROVIDED BY CONTRACTOR BEFORE PRODUCTION
- WEIGHT: _____ LBS.
- TOTAL NUMBER OF BASES: _____

PEERLESS CONCRETE PRODUCTS CO.		246 Main Street Butler, NJ 07405 973.838.3060p	
<i>SINCE 1959</i>		www.peerlessconcrete.com	
sales@peerlessconcrete.com		www.peerlessconcrete.com	
36" DIA. LIGHT POLE BASE			
CUSTOMER:			
PROJECT:			
SCALE: N.T.S.	DATE: 2/2026	EST#:	I-6